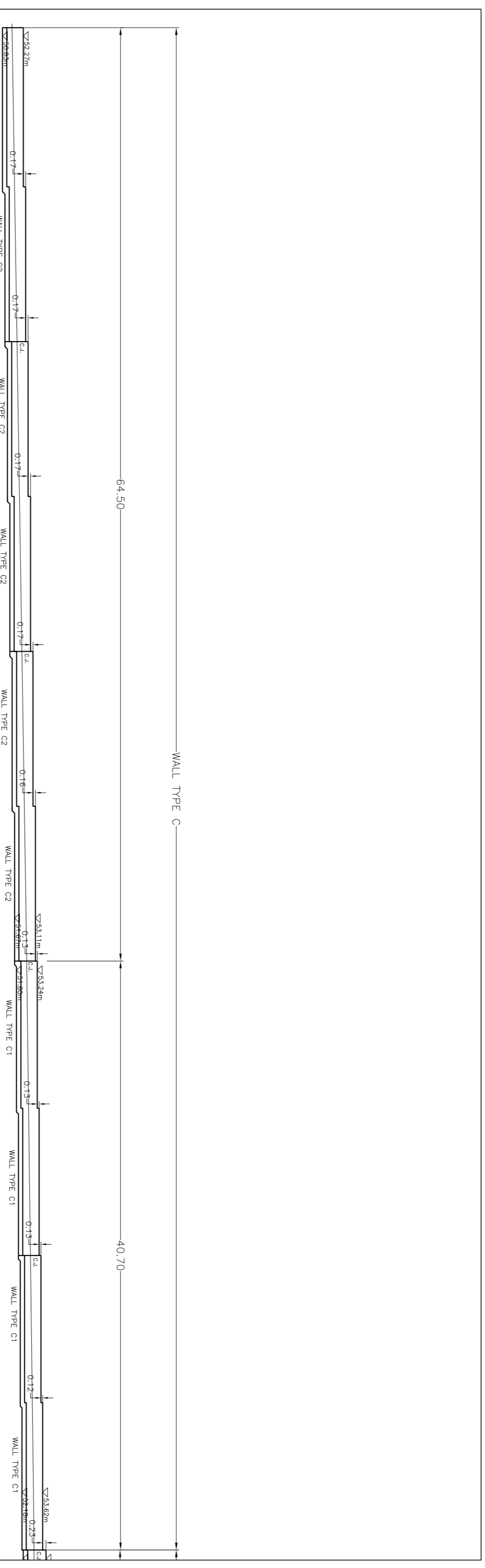
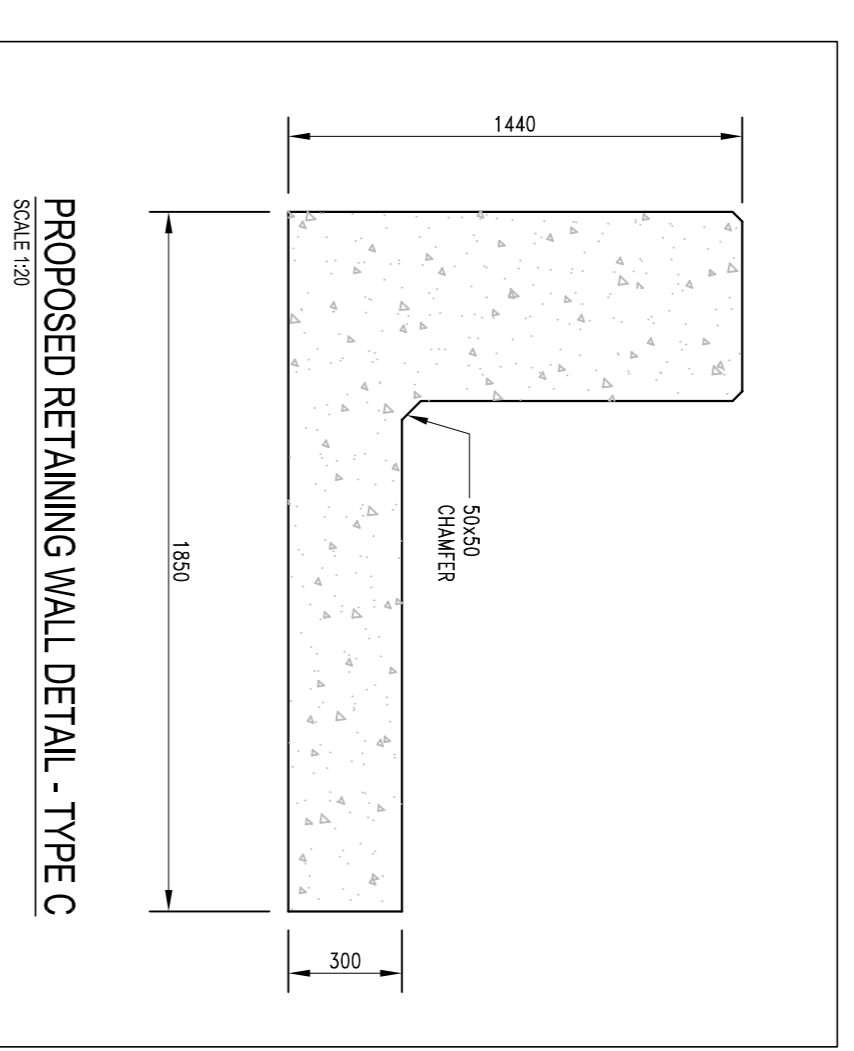
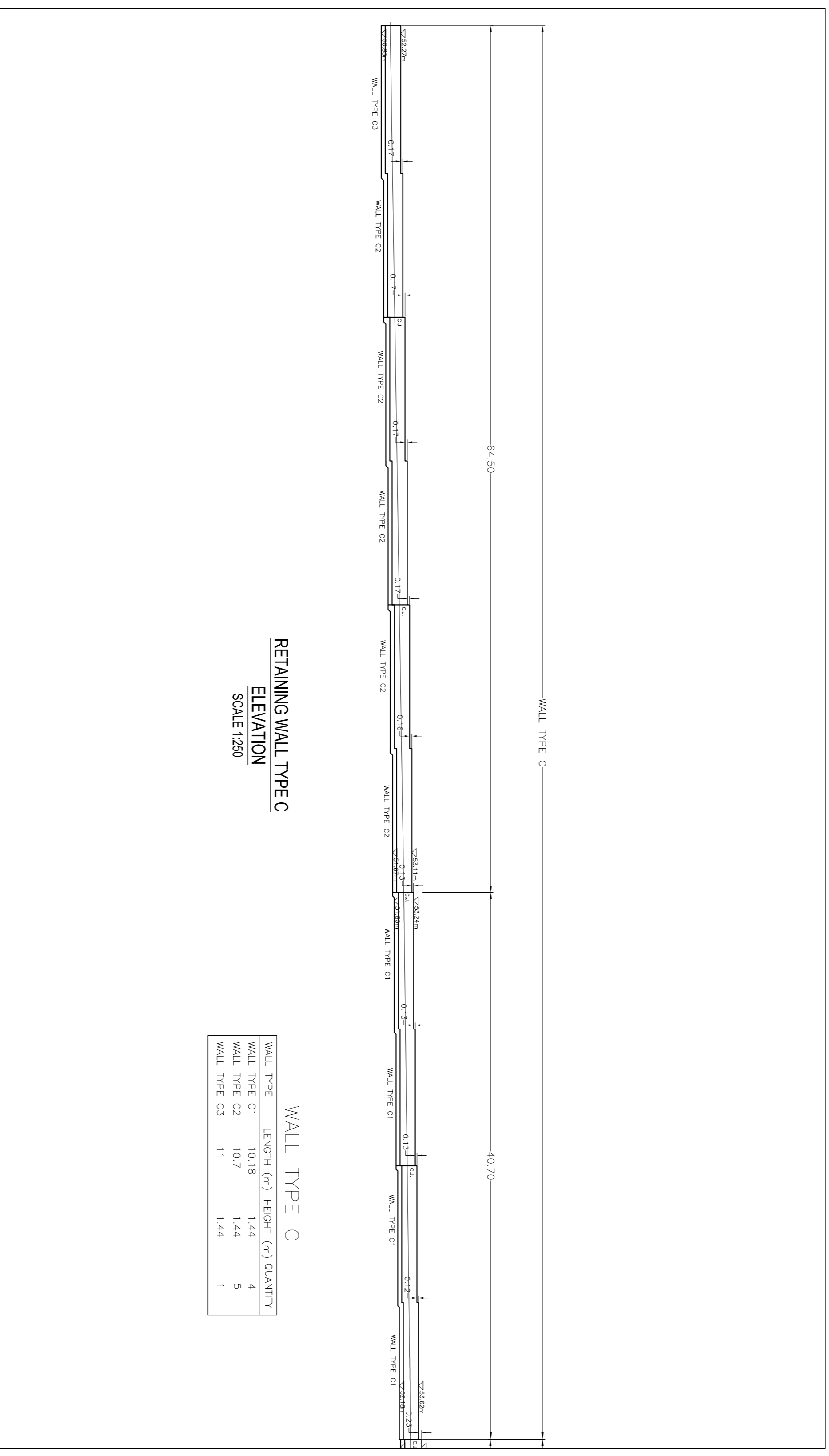


POINT No.	EASTING	NORTHING
20	552521.297	194823.233
21	552521.538	194823.112
22	552521.116	194823.574
23	552578.302	194824.582
24	552578.802	194824.192
25	552578.804	194823.853



WALL TYPE	LENGTH (m)	HEIGHT (m)	QUANTITY
WALL TYPE C1	10.18	1.44	4
WALL TYPE C2	10.7	1.44	5
WALL TYPE C3	11	1.44	1

NOTE:
1. At each construction joint (C1), a 20mm gap is to be provided. This joint is to be filled with a polyethylene board.



NOTES

- For settings and refer to Architect's drawings.
- This drawing is to be read in conjunction with all other Architectural and Engineering drawings and all other relevant drawings and Specifications.
- DO NOT SCALE THIS DRAWING. Use figured dimensions only.
- No liability is accepted for any errors or omissions in any form or stored in any retrieval system of any nature without the written permission of O'Connor Sullivan Corrin & Associates Ltd. copyright holder except as agreed for use on the project for which the document was originally issued.

Rev. No.	Date	REVISION NOTE	Rev. No.	Date	REVISION NOTE
A	07/22/2014	STEP DETAIL IN FOUNDATION ARCHDED			

Rev. No.	Date	REVISION NOTE	Rev. No.	Date	REVISION NOTE

OCSC
Multidisciplinary Consulting Engineers
O'Connor Sullivan Corrin & Associates Ltd.
40 Bowling Green Lane,
London, ec1r 0ne, UK
T: +44 (0)20 7415 7120
F: +44 (0)20 7415 7125
e: osen@ocsc.co.uk
w: www.ocsc.co.uk

Client: BALLYMORE / NETWORK HALL
Project: WEST HAMPTSTEAD SQUARE
Title: PROPOSED PERMANENT ACCESS WAY
RETAINING WALL TYPE C
PLAN AND ELEVATION

Rev. No.: B633 -M116
Rev. Date: 05/02/2014
Scale: AS SHOWN @ A1

Region: A

Office Locations | Dublin (Head Office) | London | Cork | Galway | Belfast | Wexham | Bournemouth | Moscow | Abu Dhabi | Libya |