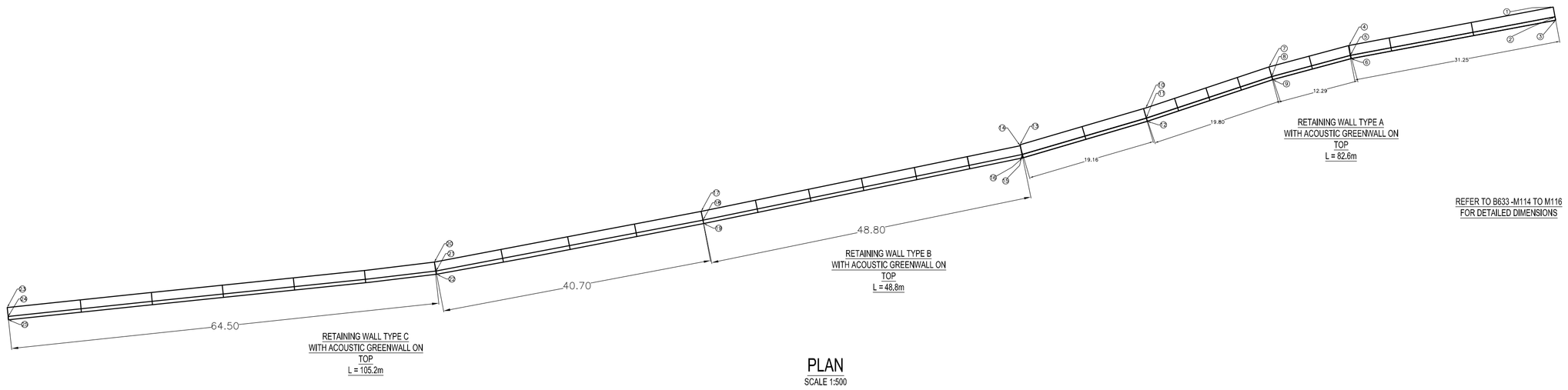

PLAN
SCALE 1:500

POINT No.	EASTING	NORTHING
1	525510.3342	184670.5774
2	525510.6115	184669.1033
3	525510.7039	184668.6119
4	525479.7568	184664.8247
5	525479.9584	184663.3363
6	525480.0698	184662.8485
7	525467.7599	184661.6057
8	525468.1916	184660.1685
9	525468.3354	184659.6895
10	525449.3295	184655.4533
11	525449.3798	184653.9228
12	525449.5290	184653.4455
13	525430.4738	184649.9379
14	525430.5048	184649.7874
15	525430.7770	184648.4646
16	525430.8778	184647.9749
17	525382.7085	184639.9517
18	525382.9806	184638.6292
19	525383.0814	184638.1394
20	525342.7387	184632.3337
21	525343.0108	184631.0112
22	525343.1116	184630.5214
23	525278.7600	184625.5352
24	525278.9012	184624.1925
25	525278.9534	184623.6953

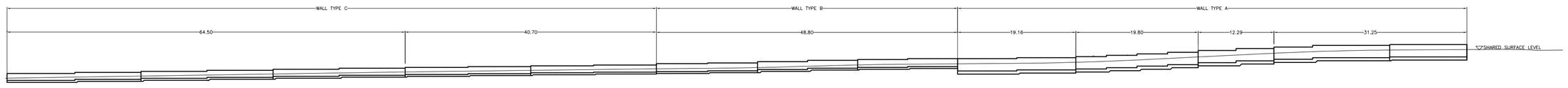

ELEVATION
SCALE 1:500

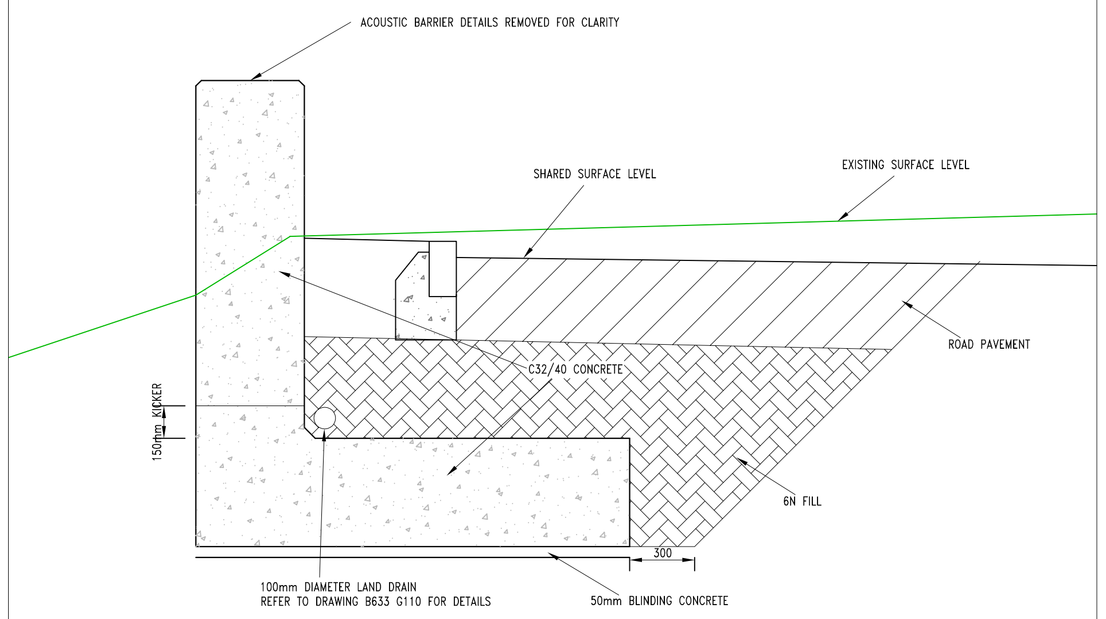

TYPICAL RETAINING WALL CROSS SECTION
SCALE 1:20

NOTES

1. For setting out refer to Architect's drawings.
2. This drawing to be read in conjunction with all other Architectural and Engineering drawings and all other relevant drawings and Specifications.
3. DO NOT SCALE THIS DRAWING. Use figured dimensions only.
4. No part of this document may be reproduced or transmitted in any form or stored in any retrieval system of any nature without the written permission of O'Connor Sutton Cronin as copyright holder except as agreed for use on the project for which the document was originally issued.

Rev. No.	Date	REVISION NOTE	Drn. By	Chkd. By
A	07.02.2014	STEP DETAIL AT FOUNDATION AMENDED AND CROSS SECTION ADDED	DO'K	BM

Rev. No.	Date	REVISION NOTE	Drn. By	Chkd. By

OCSC
Multidisciplinary Consulting Engineers

O'Connor Sutton Cronin & Associates Ltd.
40 Bowling Green Lane,
London, ec1r 0ne, UK

T: +44 (0)20 7415 7120
F: +44 (0)20 7415 7012

e: ocsc@ocsc.co.uk
w: www.ocsc.co.uk

ISO 9001:2008 QUALITY | OHSAS 18001:2007 HEALTH & SAFETY | ISO 14001:2004 ENVIRONMENTAL

Office Locations | Dublin (Head Office) | London | Cork | Galway | Belfast | Warsaw | Bucharest | Moscow | Abu Dhabi | Libya |

Client	BALLYMORE / NETWORK RAIL
Project	WEST HAMPSTEAD SQUARE WEST END LANE
Title	PROPOSED PERMANENT ACCESS WAY LUL RETAINING WALL PLAN, ELEVATION AND TYPICAL SECTION

Drn by	Chkd by	Aprvd by	Dwg. No.	Revision
DO'K	BM	BM	B633 -M113	A
Date 06.02.2014	Scale AS SHOWN @ A1			