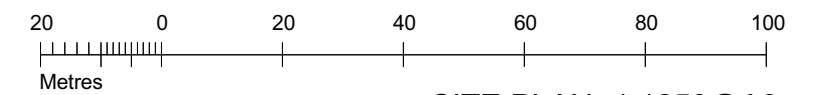
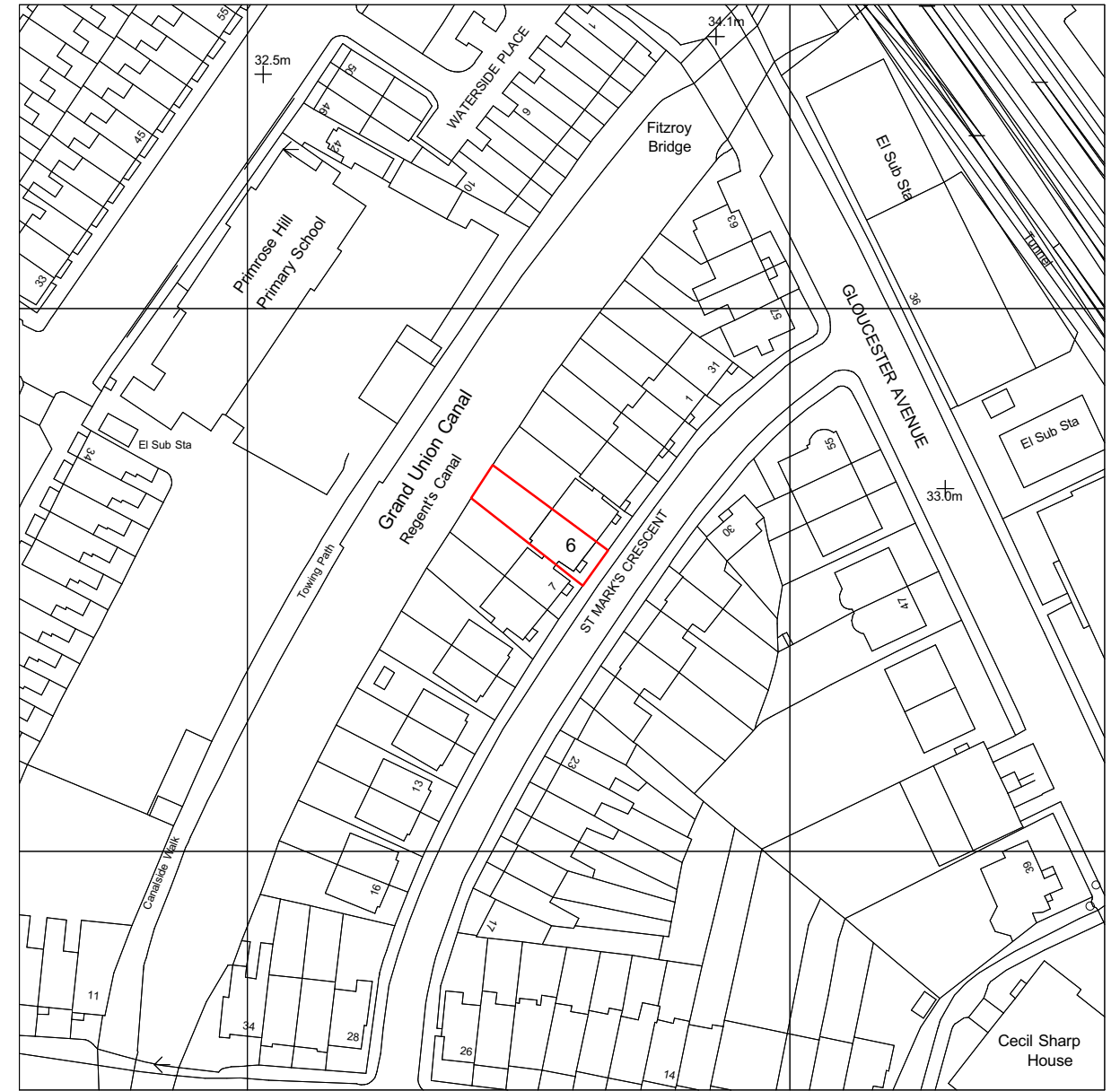




LOCATION PLAN 1:500 @ A3



SITE PLAN. 1:1250@A3



Client **Minns**

Project **6 St Marks Cres. NW1**



**PATRICK MINNS ARCHITECTS**  
6 St Marks Crescent  
London NW1 7TS  
Tel 07957 555 488  
patrick@patrickminns.com

Drawing **SITE PLAN and LOCATION PLAN**

Revision

Scale **1:1250 & 1:500 @A3**

Job No. **477**

Drawing No. **06**

Date **July 2015**

Drawn By **PM**

1. All Dimensions and Levels to be checked on Site
2. This drawing must not be scaled
3. Refer to drawings & specification prepared by the Structural engineer and specialist subcontractors
4. Copyright reserved