DO NOT SCALE: Contractor to check all dimensions and report any omissions or errors

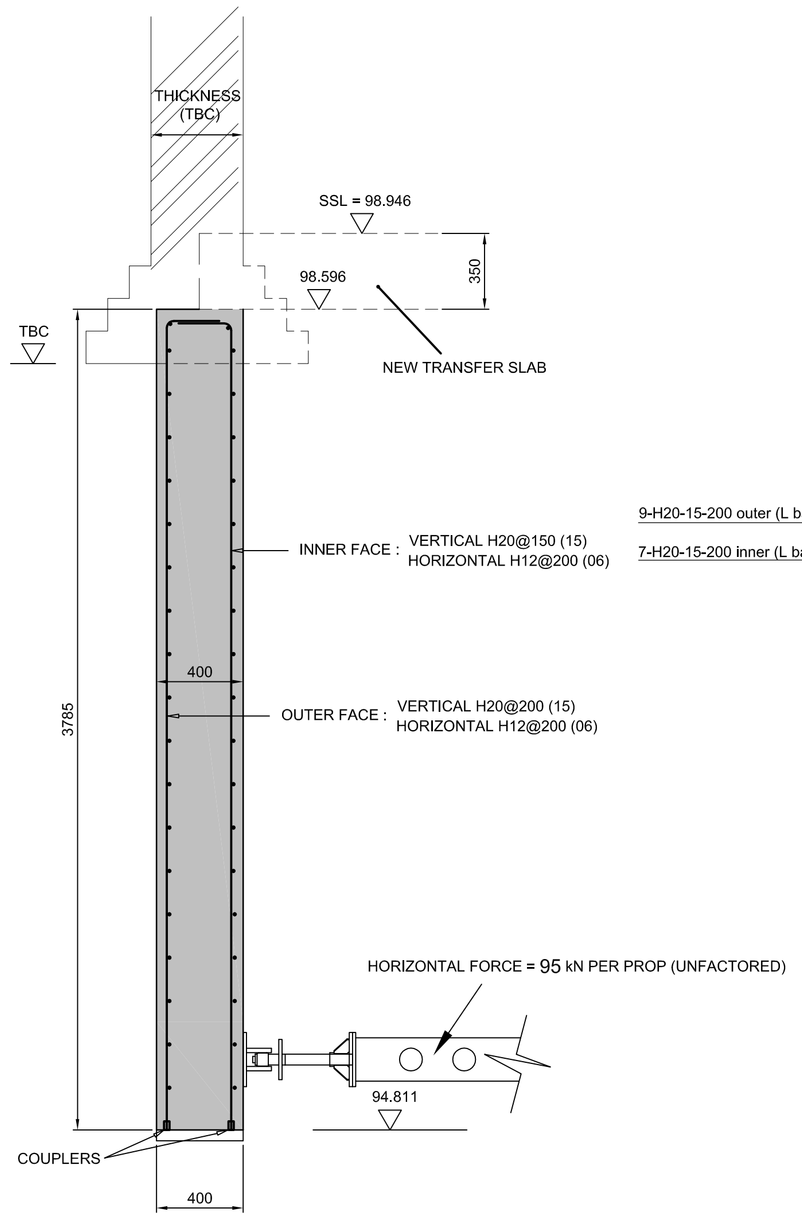

STEM / BASE : TYPE C
SCALE 1:20

STAGE 1

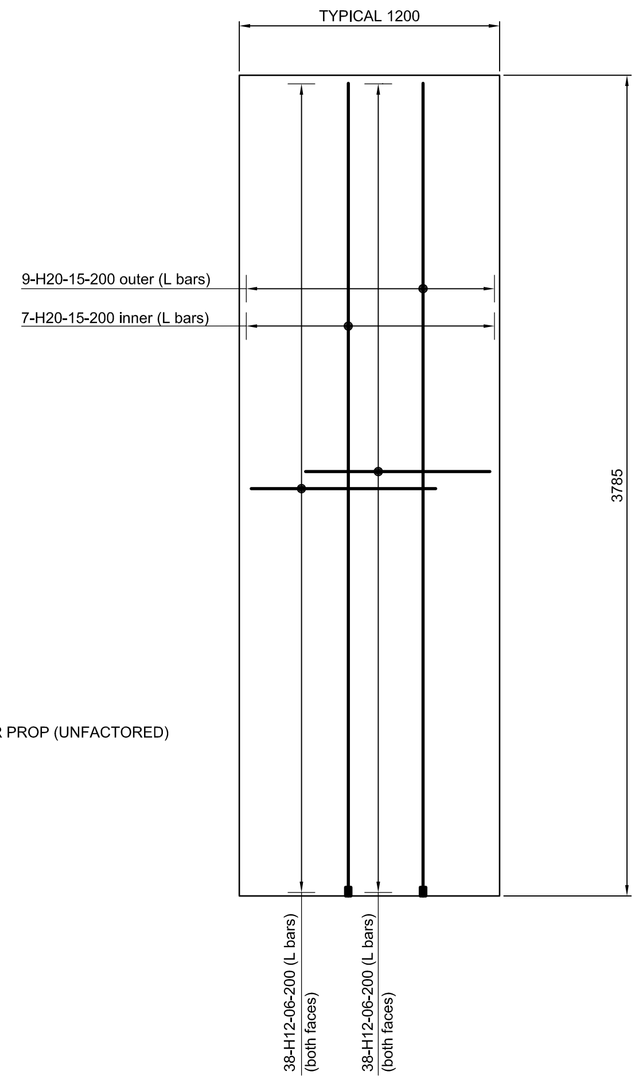

INNER AND OUTER FACE TYPICAL ELEVATION
OF STEMS REINFORCEMENT
UNDERPINS TYPE C - SCALE 1:20

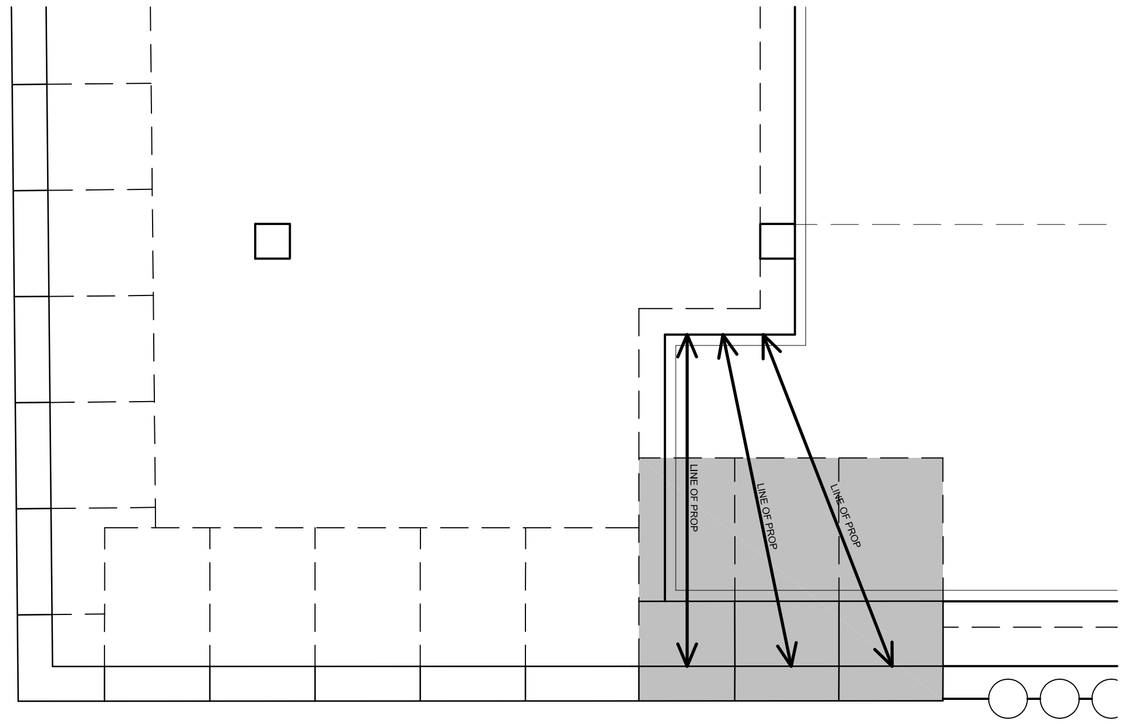

GENERAL PLANT OF UNDERPINS AT BASEMENTS LEVELS - SCALE 1:50

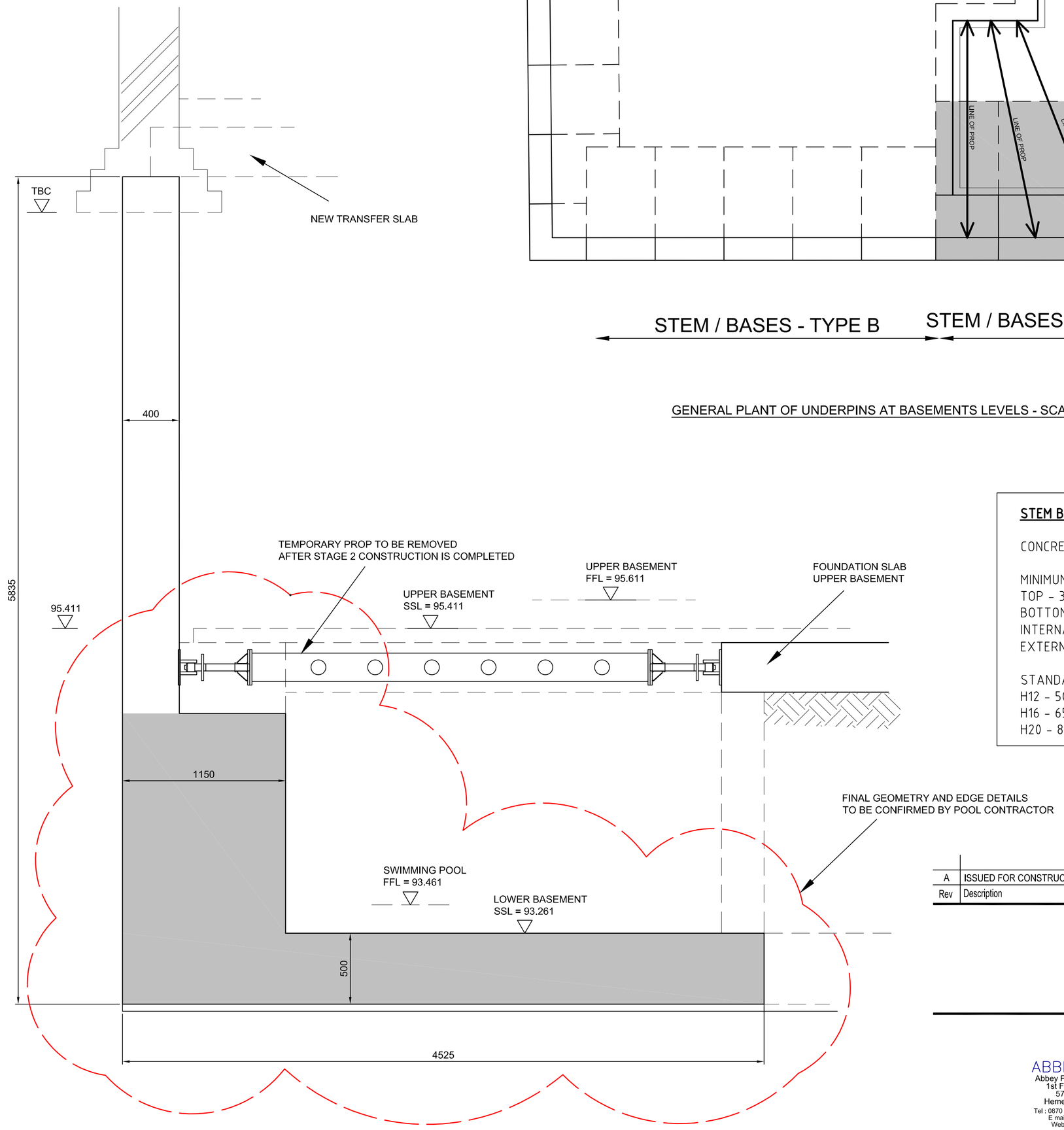

STAGE 2

STEM / BASE - TYPE C
SCALE 1:20

STEM BASE NOTES:

CONCRETE TO BE RC35

MINIMUM COVER TO REINFORCEMENT:
TOP - 30mm
BOTTOM - 50mm
INTERNAL FACE) - 35mm
EXTERNAL (SOIL) FACE - 75mm

STANDARD LAP LENGTHS ARE:
H12 - 500mm
H16 - 650mm
H20 - 800mm

BAR BENDING SCHEDULE - UNDERPIN TYPE C

Bar Mark	Type & Size	Number of Members	Number of bars in each	Total No. of bars	Length of each bar (mm)	Shape Code	A (mm)	B (mm)	C (mm)	D (mm)	E/r (mm)
BASEMENT UNDERPINNING											
06	H12	1	76	76	1300	11	825	(500)			
15	H20	1	16	16	3950	11	3735	(250)			

All dimensions are in accordance with BS8666

Rev	Description	By	Chk	App	Date
A	ISSUED FOR CONSTRUCTION	JO	MJ		02.10.14

ABBEY PYNFORD
Abbey Pynford Geo Structures Ltd
1st Floor, West Wing, IMEX,
575-599 Maxted Road,
Hemel Hempstead, HP2 7DX
Tel : 0870 085 8400 Fax : 0870 085 8401
E mail : info@abbeypynford.co.uk
Web : www.abbeypynford.co.uk

Project:
69 REDDINGTON ROAD
LONDON
NW3 7RP

Drawing Title:
REINFORCEMENT ARRANGEMENT DRAWING
BASEMENT STEM /BASE - TYPE C

Scale at A1	Drawn By	Date	Checked By	Date	Approved By	Date
1:20 - 1:50	JO	SEP 2014	MJ	SEP 2014		

Project No.	Office	Type	Drawing No.	Revision
GA19787	HH	GS	103	A

APPROVAL ☐ INFORMATION ☐ TENDER ☐ CONTRACT ☐ CONSTRUCTION ☒