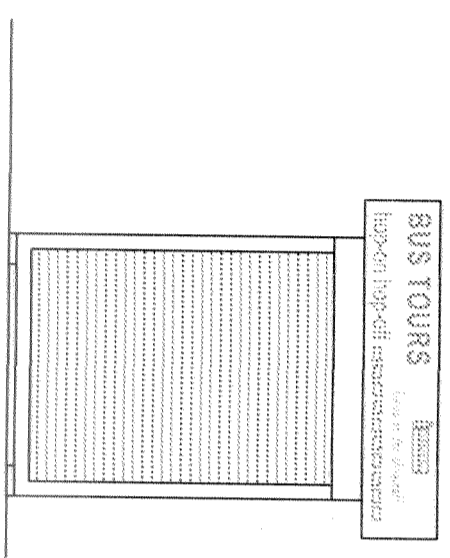
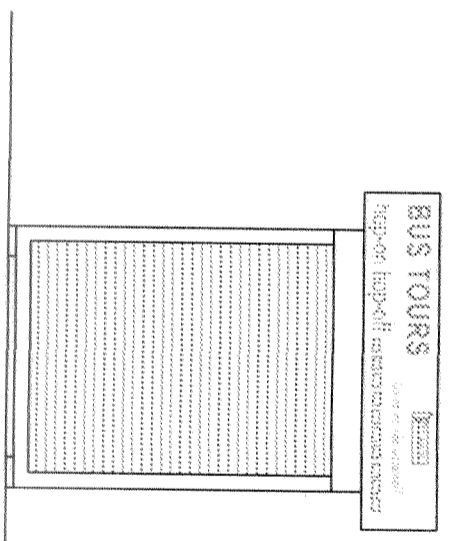


EXISTING FRONT ELEVATION
scale 1:50

EXISTING REAR ELEVATION
scale 1:50



EXISTING SIDE ELEVATION
scale 1:50



EXISTING ADJACENT ELEVATION
scale 1:50

© This drawing and the works shown are the copyright of DISCOUNT PLANS LTD and may not be reproduced except by written permission.

DRAWING STATUS **PLANNING**

REV	DATE	NAME	DESCRIPTION

DISCOUNT PLANS LTD
PLANNING AND DESIGN SPECIALISTS
HEAD OFFICE
68 RAGLAN AVENUE
WALTHAM CROSS
HERTFORDSHIRE
EN8 8DD 07838135957

GENERAL NOTES:

Do not scale from this drawing, any dimensions shown are indicative only and are subject to verification on site. The contractor to set out, check and re-verify all dimensions on site during the course of the works. The contractor shall be responsible for any errors in the drawings and shall be liable for any consequential loss or damage. The contractor shall be responsible for any errors in the drawings and shall be liable for any consequential loss or damage. The contractor shall be responsible for any errors in the drawings and shall be liable for any consequential loss or damage.

PLANNING NOTES:

1. All new proposed roof and wall finishes shall be designed to match the existing finishes. 2. All new proposed windows shall be designed to match the existing windows. 3. All new proposed doors shall be designed to match the existing doors. 4. For a permitted development but design the corner design on the drawing is set back from the eaves by 200mm, the roof is a confirmation that it is. 5. All works to be carried out in accordance with the current building regulations and to comply with current building regulations and to comply with current building regulations.

SITE ADDRESS

268 - 269 TOTTENHAM COURT ROAD,
LONDON, W1T 7AQ

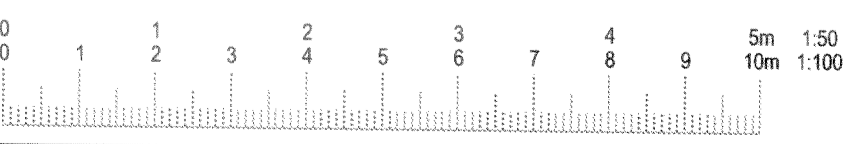
DRAWING TITLE

EXISTING DRAWINGS

DRAWN AT HEAD OFFICE

SCALE QS SHOWN @ A3

DRAWING NO. **DPL.01**



DATE	REVISION	DRAWN BY
JUL 2015		