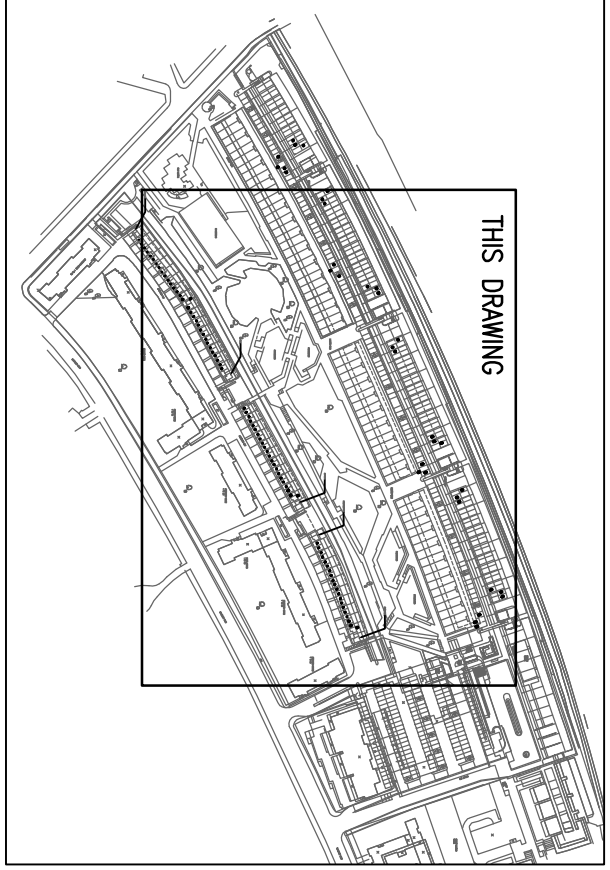


NOTES

- THIS DRAWING IS TO BE READ IN CONJUNCTION WITH THE MECHANICAL & ELECTRICAL SPECIFICATIONS AND ALL OTHER DOCUMENTS RELATING TO THE PROJECT.
- DO NOT SCALE FROM THIS DRAWING - USE PROVIDED DIMENSIONS AND DIMENSION LINES.
- ALL DIMENSIONS MUST BE CHECKED ON SITE BEFORE THE COMMENCEMENT OF WORK OR THE FABRICATION OF ANY ITEM.
- THE CONTRACTOR SHALL VERIFY THE SIZE, RANGE, THE NUMBER, BRAND TO DESIGNATE THE EXISTING AND LOCATION OF THE WORKS.
- LOCATIONS SHOWN ARE APPROXIMATE ONLY. FINAL POSITIONING IS TO BE DETERMINED ON SITE.
- DISTRICT HEATING MAINS TO BE COMPATIBLE WITH ALL VALVES, FITTINGS, EXPANSION PROVISIONS & LEAK DETECTION.
- CONTRACTOR SHALL MAKE DUE ALLOWANCE FOR INSTALLING EXISTING HEATING MAINS AROUND EXISTING UTILITY SERVICES AND DRAINAGE STRUCTURES. ALL COVERS MUST BE PROTECTED.
- PREFERRER TO BE INSTALLED AT THE CORRECT DEPTH AND MATERIAL TRENCH TO BE BACKFILLED AND SURFACED TO MAKE GOOD FOLLOWING TESTING AND COMMISSIONING.
- FOR CONNECTION/BRANCH DETAILS NOT SHOWN BY CONTRACTOR TO COMPLY WITH/REQUIRE STANDARD DETAILS.



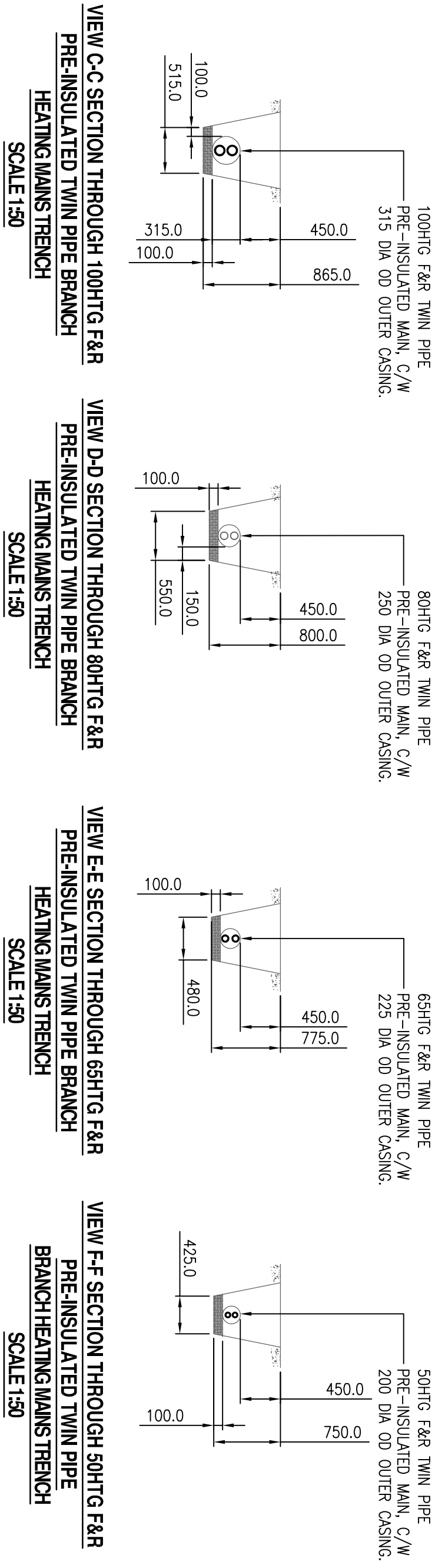
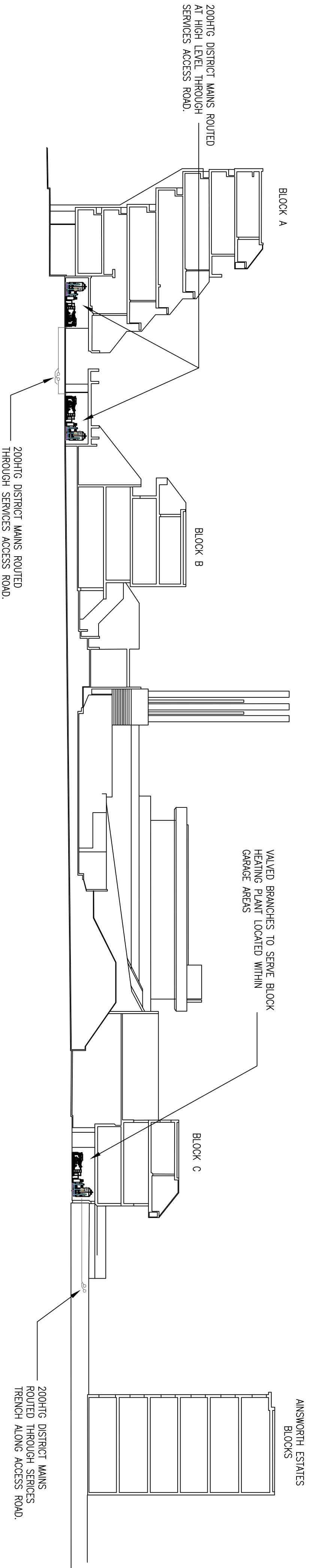
LOCATION PLAN



SECTION THROUGH 200HG FAR PRE-INSULATED TWIN PIPE DISTRICT HEATING MAINS TRENCH
SCALE 1:50

SECTION THROUGH 200HG FAR PRE-INSULATED SINGLE PIPE DISTRICT HEATING MAINS TRENCH
SCALE 1:50

CROSS SECTION THROUGH ESTATE
(Scale 1:250)



| | | | | |
|--------------------------|---|-------------------------------------|----------|--------------------------|
| D | 30.07.15 | TENDER ISSUE | PB | LA |
| C | 03.07.15 | TENDER ISSUE | GL | LA |
| B | 10.03.15 | BLOCK A PLANTROOM RELOCATED | GL | DW |
| A | 07.02.14 | GRADE NUMBERS ADDED | GL | DW |
| 0 | 12.12.13 | FOR INFORMATION | DW | DW |
| REV. | DATE | DESCRIPTION | DR | CH. |
| <input type="checkbox"/> | Information | <input type="checkbox"/> | Comment | <input type="checkbox"/> |
| <input type="checkbox"/> | Preliminary | <input checked="" type="checkbox"/> | Tender | <input type="checkbox"/> |
| SCALE | 1:250 | DATE | 12.250 | AO |
| DRAWN BY | D Walton | CHECKED BY | T Clough | |
| PROJECT | ALEXANDRA ROAD ESTATE | | | |
| TITLE | PROPOSED ROUTING OF THE DISTRICT HEATING NETWORK SHEET 2 OF 3 | | | |
| DRAWING No. | 5649M-102 | REV. | D | |

DTA
Consulting Engineers LLP
Multi Discipline Consultancy

Newcastle upon Tyne, Tyne & Wear
Tel No. 01642 634 886 Fax No. 01642 634 877
Email: info@dtaconsulting.co.uk Web: www.dtaconsulting.co.uk

THE AWEAR TESSIDE

FOR CONTINUATION
SEE DRAWING 5649/M-101

PLAYGROUND

PLAYGROUND

PLAYGROUND

PLAYGROUND

PLAYGROUND

PLAYGROUND

PLAYGROUND

PLAYGROUND