
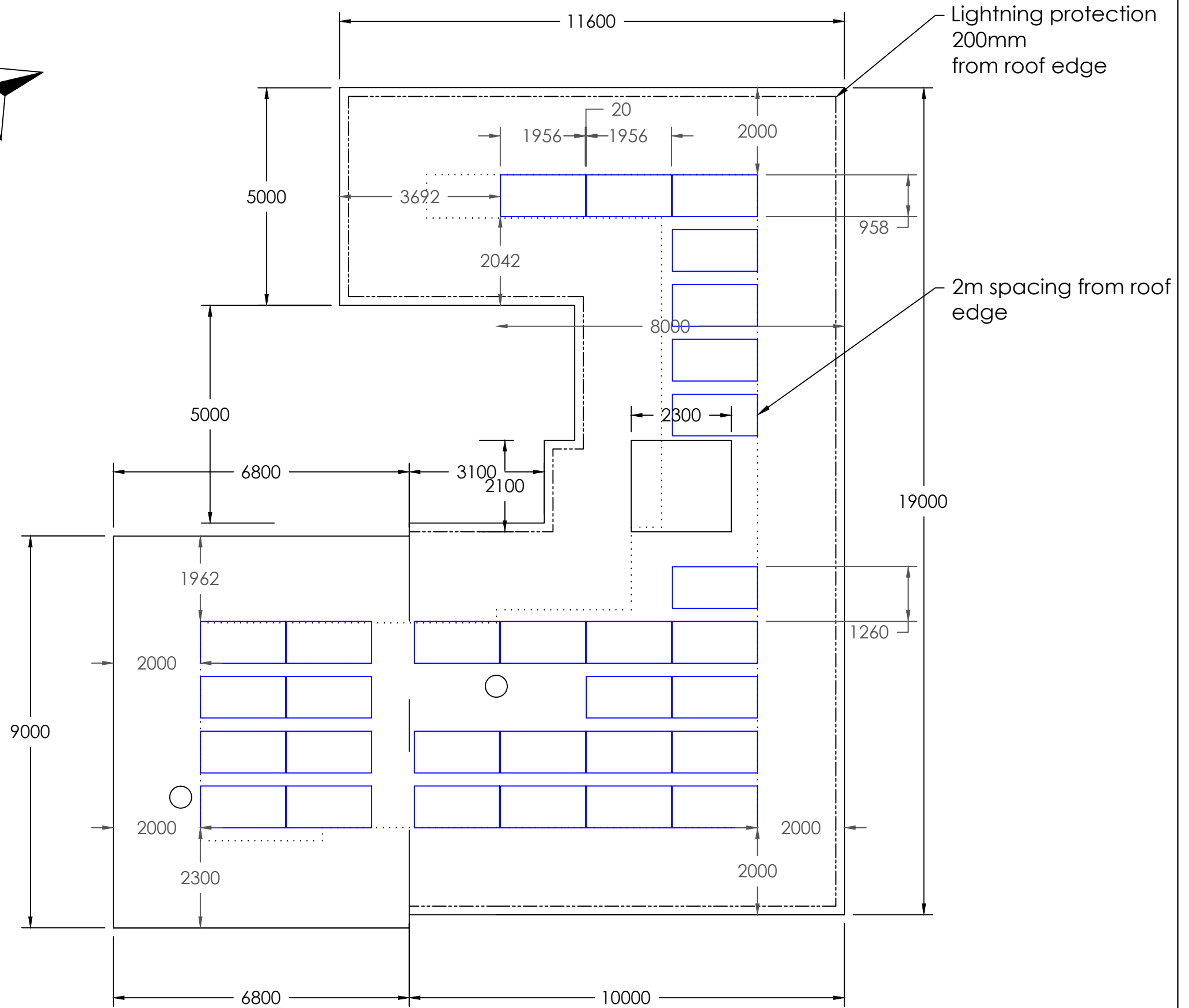



System Summary	
Module Power (Wp)	300W
Number of Modules	30
System Size (kWp)	9.00



KILBURN GRANGE CHILDREN'S CENTRE
AERIAL VIEW (1:500)

— SITE BOUNDARY
— ROOF BOUNDARY



- USE MARKED DIMENSIONS
- DO NOT ALTER BY HAND
- THIS DRAWING IS TO BE READ IN CONJUNCTION WITH ALL OTHER RELEVANT DRAWINGS AND SPECIFICATIONS
- ALL DIMENSIONS ARE IN MILLIMETERS UNLESS STATED OTHERWISE

REV A - ADDITION OF AERIAL VIEW, SITE BOUNDARY AND ROOF BOUNDARY - 17/07/2015

PROJECT
PR1205 - KILBURN GRANGE
ADDRESS
KILBURN GRANGE CC
1 PALMERSTON ROAD
LONDON, NW6 2JL
TITLE
ROOF PLAN - 2m Spacing 300W

DRG NO. A3M-LHW-PR1205-KIL-RP-REVA (2m 300W)	SIZE A3	SCALE 1:100	SHEET 1/1
DRAWN LJ	ISSUED APPROVAL		
CHCKD XXX	APPRVD XXX	DATE 10/06/15	



LHW PARTNERSHIP
Luminous House
300 South Row
Milton Keynes
MK9 2FR
Tel: 01908 933 750
www.lhwp.co.uk