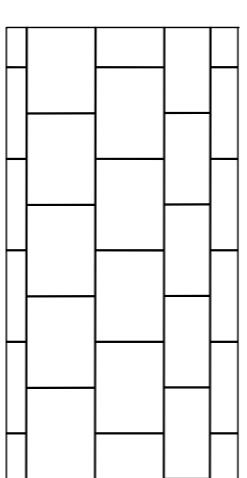
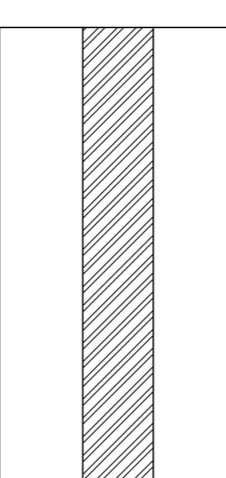



KEY DIAGRAM  
SCALE 1:500 @ A1



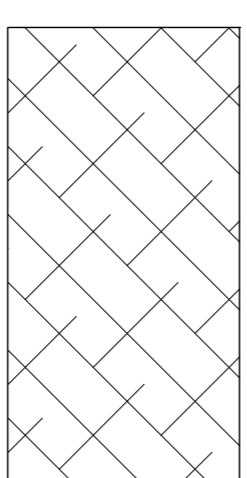
Barleycorn granite paving by Handscape  
600mm and 400mm courses, 50mm thick - random lengths - nothing less than square default pattern - 2 courses 600 wide 1 course 400 wide repeated  
Laid flat on pedestals except where otherwise indicated  
- 5mm unfilled pointing gaps



Sandstone paving trim - Corseshill Sandstone by Cambrian Stone  
Coursing in 300mm widths x 50mm x random lengths and 450mm widths x 50mm x random lengths




Permeable resin bound gravel



Yew hedging



Aco brickslot drainage channel

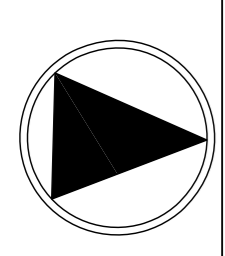


**EAST TERRACE PAVING PATTERN**  
**SCALE 1:50 @ A1**

- NOTE:**
- 1 This drawing to be read in conjunction with all relevant architects and engineer's drawings and the specification. Any discrepancies or details on or between these drawings must be drawn to the attention of the landscape architect (and to the architect or engineer as appropriate) in writing for clarification.
  - 2 All dimensions are in millimetres unless otherwise noted.
  - 3 This drawing is the copyright of Bowles & Wyer (and other consultants where parts of their drawings have been incorporated) and cannot be reproduced or used without their written permission.
  - 4

**STATUS:**

**Approval of Details**



**BOWLES & WYER**  
5 Williams Court, Tunnel Way, Pirstone, Nr. Leighton Buzzard, LU7 9GJ  
Tel: 01296 662439 Fax: 01296 663959 Email: admin@bowleswyer.co.uk

Description	Drawn	PS	Checked	Drawing Name	Health	Date
East Terrace Paving Pattern				Health Park Paving East Terrace		
Dwg number: 1699-13-10				Scale As Shown		
REV B				Rev 8		
REV A				Scale As Shown		
Change of status				Scale As Shown		
13.7.15				Scale As Shown		
2.6.15				Scale As Shown		