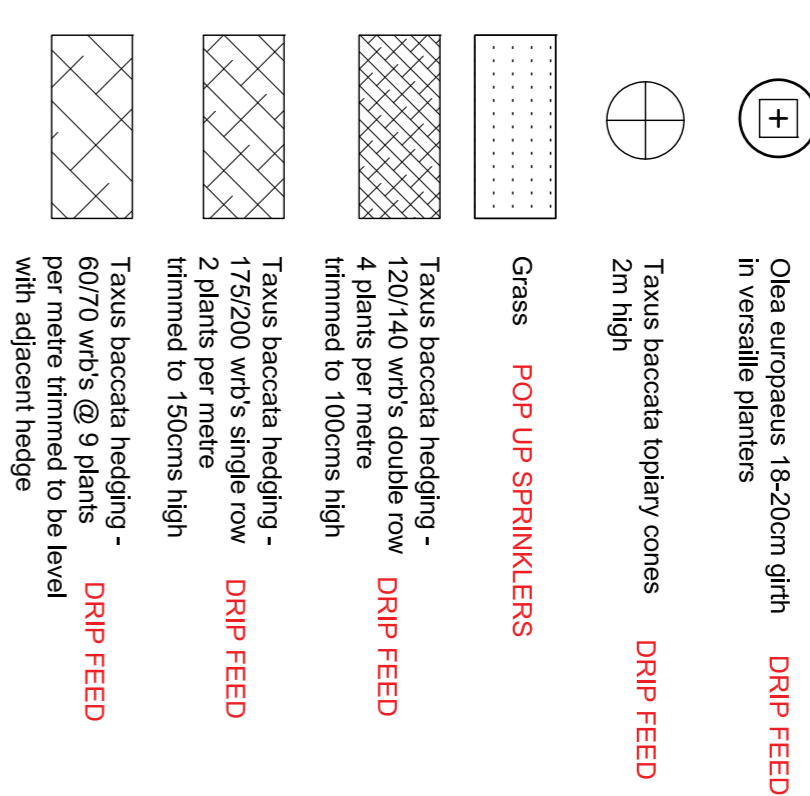
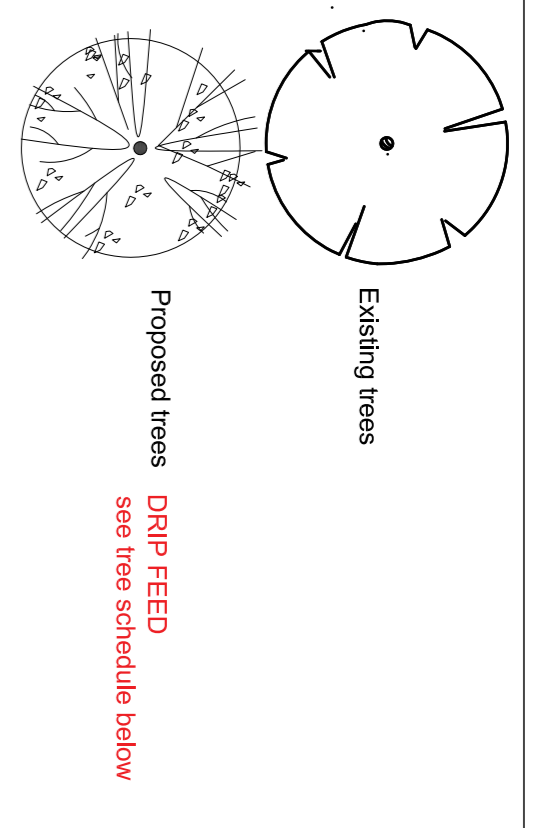


Shed building to house pump room for waterfeature and above ground irrigation plant. Height <2.5 metres
 2.4 x 5.4 metres
 Underground irrigation water tank enclosed in concrete - approx. 3.6 x 5.4 metres -



- Mix 1 - Indicative planting list**
 DRIP FEED
 75% Evergreen, 25% Deciduous. 80% of area 180-200cms high plants at 1 plant per 1.15m², 20% of area 80-100cms high plants at 2 plants per m²
- Abutilon urtense
 - Adiantum nigricarpum
 - Eleocharis acicularis
 - Erodium cicutarium
 - Erigeron japonicus
 - Euonymus alatus
 - Ilex altissimus
 - Pittosporum tenuifolium
 - Philadelphus virginial
 - Photinia Red Robin
 - Prunus ussuriensis
- Mix 2 - Indicative planting list**
 DRIP FEED
 60% Evergreen, 40% Deciduous. 50% of area 150-175cms high plants at 1 plant per 1.5m², 50% of area 60-90cms high plants at 2 plants per m²
- Abelia grandiflora
 - Camelia japonica
 - Cornus sasanqua
 - Corylus Maxima
 - Cornus Alkera
 - Euonymus europaeus
 - Ilex aquifolium
 - Ligustrum vulgare
 - Viburnum lantana
 - Viburnum opulus
- Mix 3 - Indicative planting list**
 DRIP FEED
 30% 20-30L specimens 80-100cms at 2 plants per m², 50% 10L 30-60cms at 2.5 plants per m² and 20% 2L ground cover/perennials at 5 plants per m²
- Azalea Guinno White
 - Hakonechloa macra
 - Magnolia stellata
 - Nandina domestica
 - Prunus nigo
 - Prunus serrulata
 - Rhododendron yakushimatum mixed varieties
 - Sambucus nigra Eva
 - Soleriella stellerii
- Mix 4 - Indicative planting list**
 MICRO SPRAY
 30% 20-30L specimens 80-100cms at 2 plants per m², 50% 10L 30-60cms at 2.5 plants per m² and 20% 2L ground cover/perennials at 5 plants per m²

TREE SCHEDULE

ABR	QTY	SPECIES	DRIP FEED	SPEC
CB	7	Carpinus betulus 'Frans Fontaine' 400-500cm high, feathered		
FS	3	Fagus sylvatica 'Purpurea'		25-30cm girth
LT	1	Liriodendron tulipifera		25-30cm girth
M/G	2	Magnolia grandiflora		25-30cm girth
NS	2	Nyssa sylvatica		25-30 cm girth
PP	1	Parrotia persica		300-350cm high 300cm wide
PS	3	Prunus serrulata		Multistem 250 - 300cm high
PST	4	Quercus Ilex		25-30 cm girth
QI	4	Quercus Ilex		25-30 cm girth

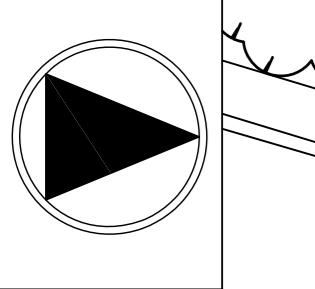
REV/C Annotation revision 24.6.15
 REV/B Change of status 1.6.15

NOTE:

- This drawing to be read in conjunction with all relevant architects and engineer's drawings and the specification.
- Any discrepancies or details on or between these drawings must be drawn to the attention of the landscape architect (and to the architect or engineer as appropriate) in writing for clarification.
- All dimensions are in millimetres unless otherwise noted.
- This drawing is the copyright of Bowles & Wyer (and other consultants where parts of their drawings have been incorporated) and cannot be reproduced or used without their written permission.

STATUS:

Approval of Details



BOWLES & WYER
 5 Williams Court, Tunnel Way, Pitstone, Nr. Leighton Buzzard, LU7 9GJ
 Tel: 01296 662439 Fax: 01296 663959 Email: admin@bowleswyer.co.uk

Description	Drawn	PS	Checked	Name	Date	Rev
PLANTING WITH IRRIGATION DETAIL				Health Park Planning Irrigation	1699-1-105	C
	Scale 1:200 @A1					