

Project: 6 Lincolns Inn Fields, Holborn
Project reference: LIN
Project number: 067
Drawing title: Pro Ground Floor Front Room
Drawing number: A-067-ELE-PRO-101
Scale: 1:10@A1 / 1:20@A3
Date: April 2013
Status: Construction
Drawn: RS
Checked: AA
Revision: T1

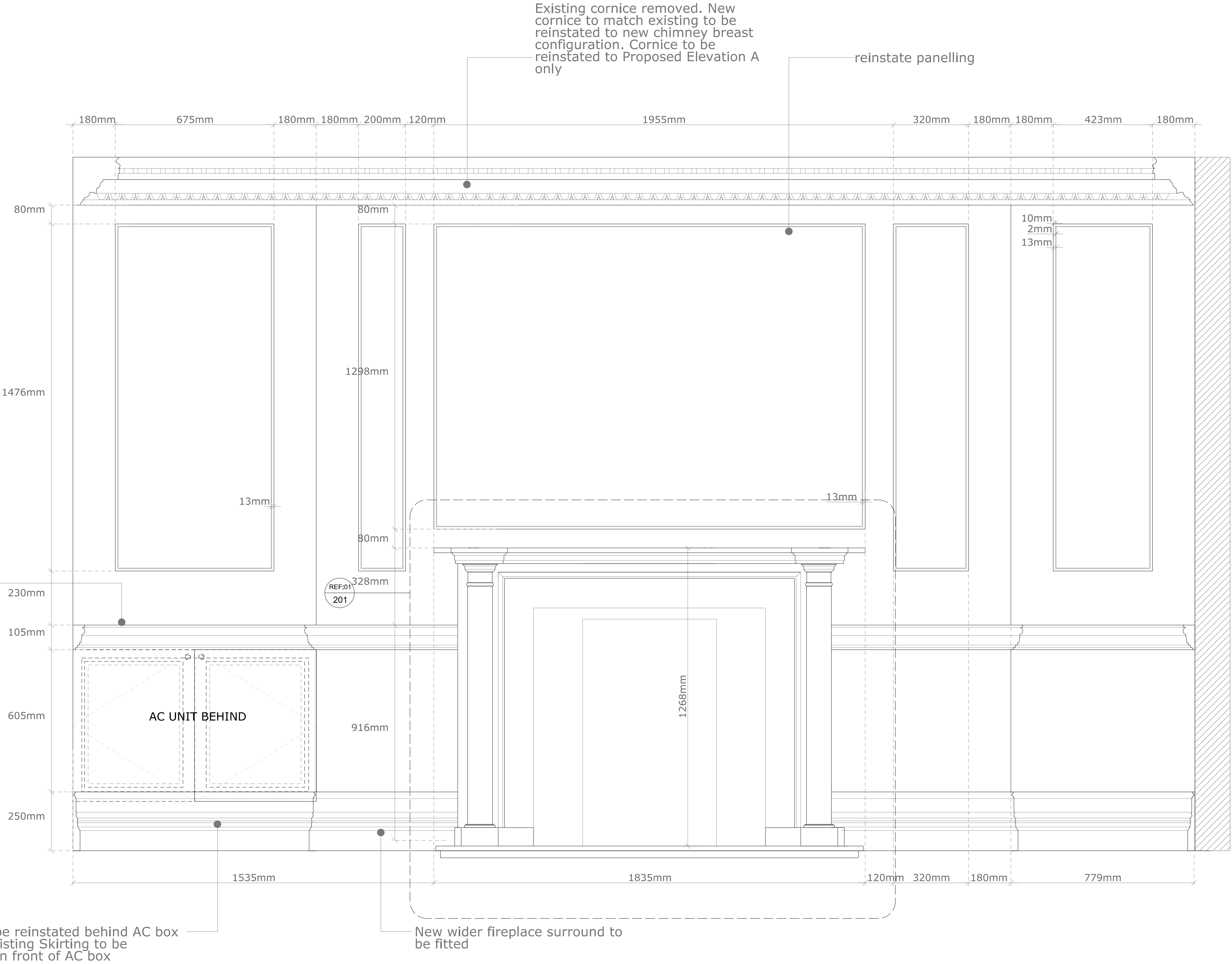
Revision #	Date	Amendment
REV 1	2015/06/15	Issued for Construction

- General Notes:
- All dimensions to be checked on site prior to construction or fabrication. Any discrepancies should be reported to the architect.
 - Where structural elements are shown this is for illustrative purposes only. All structural design to be carried out by suitably qualified structural engineer.
 - All drawings are indicative of architects visual requirements and show design intent only. All work is subject to change upon detail design.
 - All dimensions in mm unless otherwise specified. Use figured dimensions only. Do not scale. IF IN DOUBT ASK.
 - All work to conform to current building regulations and all current construction legislation, if divergences from statutory requirements are shown on the drawings these should be reported to the architect immediately.
 - All drawings are to be read in conjunction with specifications and drawings of all other consultants.
 - This drawing has been produced using survey information supplied by others, the accuracy of which dust can not guarantee. All dimensions are to be checked and confirmed onsite by the contractor prior to construction.

IMPORTANT

Scope of Work
Note: Only changes made to Elevation A

- Remove existing panelling on and around chimney breast. Retain cornice insitu
- New timber painted fireplace surround to be fitted - Refer to Proposed Elevation A
- Reinstate panelling above fireplace - to be wider to match fireplace surround - painted - Refer to Proposed Elevation A
- New timber painted panels to be installed behind AC unit. Existing unit to be temporarily disconnected to allow new panelling to be installed behind.
- Plaster cornices, timber skirtings and architraves to be repaired and decorated where necessary and repainted.
- Painted SW cupboards to be installed over AC units. Mouldings to match existing surrounding timber mouldings.
- Skirting and dado rail to be reinstated and painted behind AC unit
- AC unit to be reinstated infront of skirting and dado rail



ELE 101 ELEVATION FRONT ROOM GROUND FLOOR
1:10 A1/A3

NOTE: All dimension and setting out information has been to an approximate estimation using relevant images provided by the previous Architect and Camden Planning Dust Architecture cannot be held responsible for any misjudged or inaccurate details

Project: 6 Lincolns Inn Fields, Holborn
Project reference: LIN
Project number: 067
Drawing title: Pro Ground Floor Middle Room
Drawing number: A-067-ELE-PRO-102
Scale: 1:10@A1 / 1:20@A3
Date: April 2013
Status: Construction
Drawn: RS
Checked: AA
Revision: T1

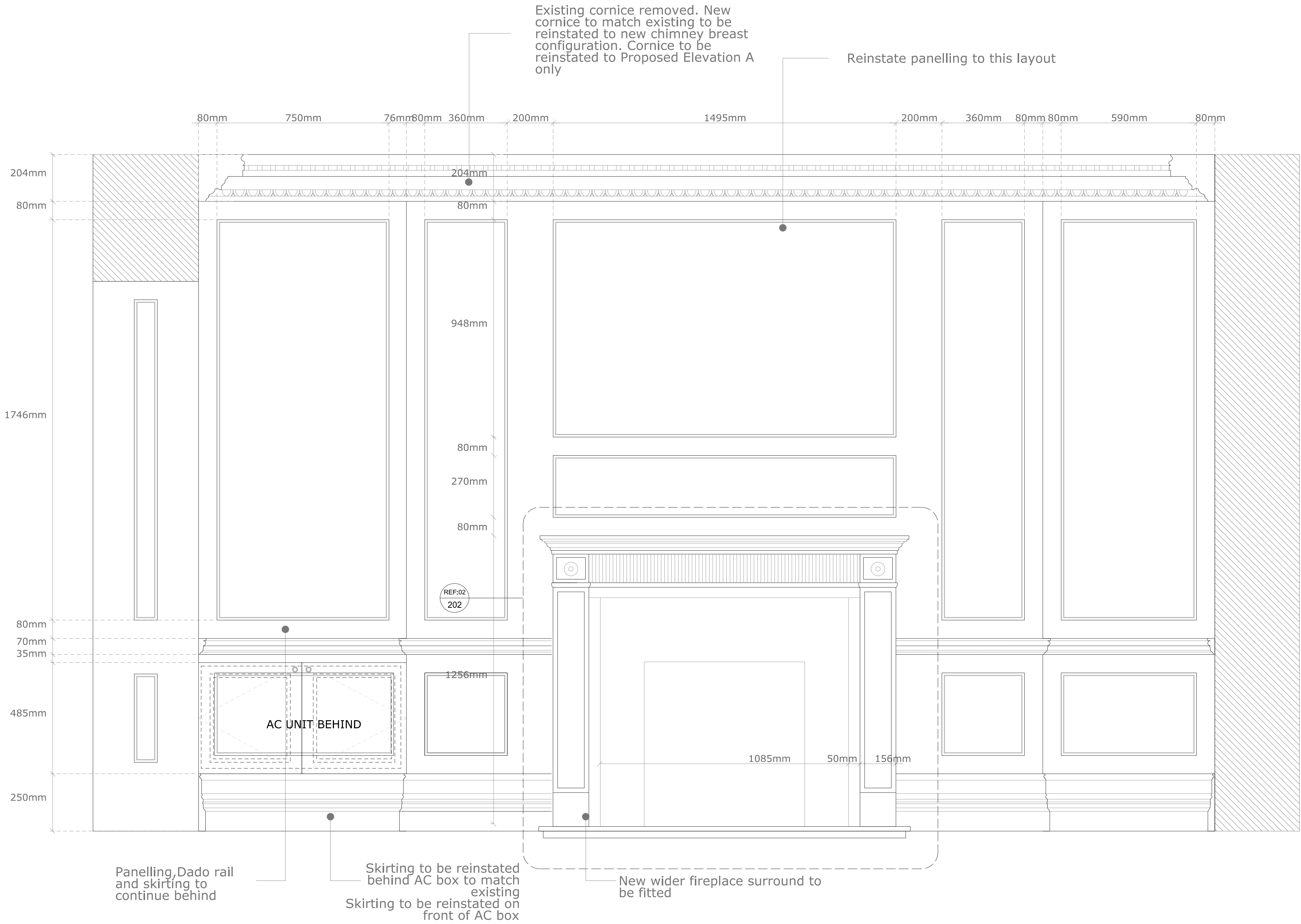
Revision #	Date	Amendment
REV 1	2015/06/15	Issued for Construction

- General Notes:
- All dimensions to be checked on site prior to construction or fabrication. Any discrepancies should be reported to the architect.
 - Where structural elements are shown this is for illustrative purposes only. All structural design to be carried out by suitably qualified structural engineer.
 - All drawings are indicative of architects visual requirements and show design intent only. All work is subject to change upon detail design.
 - All dimensions in mm unless otherwise specified. Use figured dimensions only. Do not scale. IF IN DOUBT ASK.
 - All work to conform to current building regulations and all current construction legislation, if divergences from statutory requirements are shown on the drawings these should be reported to the architect immediately.
 - All drawings are to be read in conjunction with specifications and drawings of all other consultants.
 - This drawing has been produced using survey information supplied by others, the accuracy of which dust can not guarantee. All dimensions are to be checked and confirmed onsite by the contractor prior to construction.

IMPORTANT

Scope of Work
Note: Only changes to Elevation A

- Remove existing panelling on and around chimney, temporarily disconnect & remove AC units
- Repair and reinstate Cornice, Skirting and dado rail around chimney breast where neccessary. Repaint to match existing
- Reinstate new timber painted panelling on chimney breast - Refer to Proposed Elevation A
- Timber painted panelling below Dado rail - colour to match existing
- Reinstate timber panelling behind AC unit - Refer to Proposed Elevation A.
- Fit new SW painted cupboards over AC unit - Mouldings to match surrounding



ELE 102 ELEVATION MIDDLE ROOM GROUND FLOOR
1:10 A1/A3

NOTE: All dimension and setting out information has been to an approximate estimation using relevant images provided by the previous Architect and Camden Planning Dust Architecture cannot be held responsible for any misjudged or inaccurate details

Project: 6 Lincolns Inn Fields, Holborn
Project reference: LIN
Project number: 067
Drawing title: Proposed First Floor Front Room
Drawing number: A-067-ELE-PRO-103
Scale: 1:10@A1 / 1:20@A3
Date: April 2013
Status: Construction
Drawn: RS
Checked: AA
Revision: T1

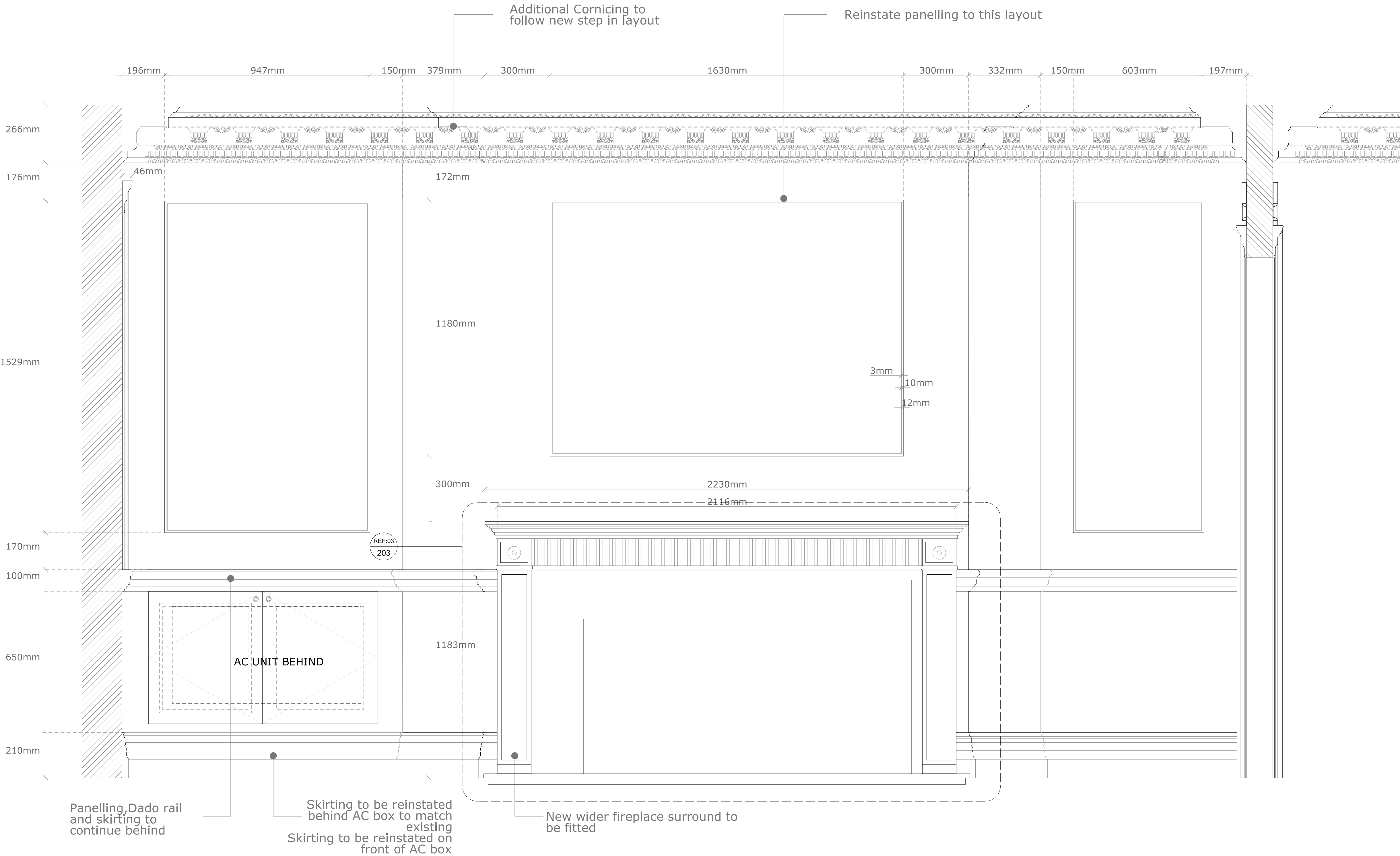
Revision #	Date	Amendment
REV 1	2015/06/15	Issued for Construction

- General Notes:
1. All dimensions to be checked on site prior to construction or fabrication. Any discrepancies should be reported to the architect.
 2. Where structural elements are shown this is for illustrative purposes only. All structural design to be carried out by suitably qualified structural engineer.
 3. All drawings are indicative of architects visual requirements and show design intent only. All work is subject to change upon detail design.
 4. All dimensions in mm unless otherwise specified. Use figured dimensions only. Do not scale. IF IN DOUBT ASK.
 5. All work to conform to current building regulations and all current construction legislation, if divergences from statutory requirements are shown on the drawings these should be reported to the architect immediately.
 6. All drawings are to be read in conjunction with specifications and drawings of all other consultants.
 7. This drawing has been produced using survey information supplied by others, the accuracy of which dust can not guarantee. All dimensions are to be checked and confirmed onsite by the contractor prior to construction.

IMPORTANT

Scope of Work
Note: Only changes to Elevation A

1. Remove all existing panelling, skirting, cornice & dado rail as per Existing Elevation A. Temporarily remove AC unit
2. Fit new timber painted panelling on and around chimney breast
3. Remove existing fireplace surround and fit wider fireplace surround as per drawing
4. Reinstate panelling to match Proposed Elevation A
5. Reinstate stepped back cornice - Refer to Proposed Floorplan and Proposed Elevation A
6. Reinstate timber panelling behind AC unit
7. Reinstate AC unit and painted SW cupboard door over. Moulding to match surrounding.



ELE 103
1:10
ELEVATION FRONT ROOM FIRST FLOOR
A1/A3

NOTE: All dimension and setting out information has been to an approximate estimation using relevant images provided by the previous Architect and Camden Planning Dust Architecture cannot be held responsible for any misjudged or inaccurate details

Project: 6 Lincolns Inn Fields, Holborn
Project reference: LIN
Project number: 067
Drawing title: Proposed First Floor Middle Room
Drawing number: A-067-ELE-PRO-104-A
Scale: 1:10@A1 / 1:20@A3
Date: April 2013
Status: Construction
Drawn: RS
Checked: AA
Revision: T1

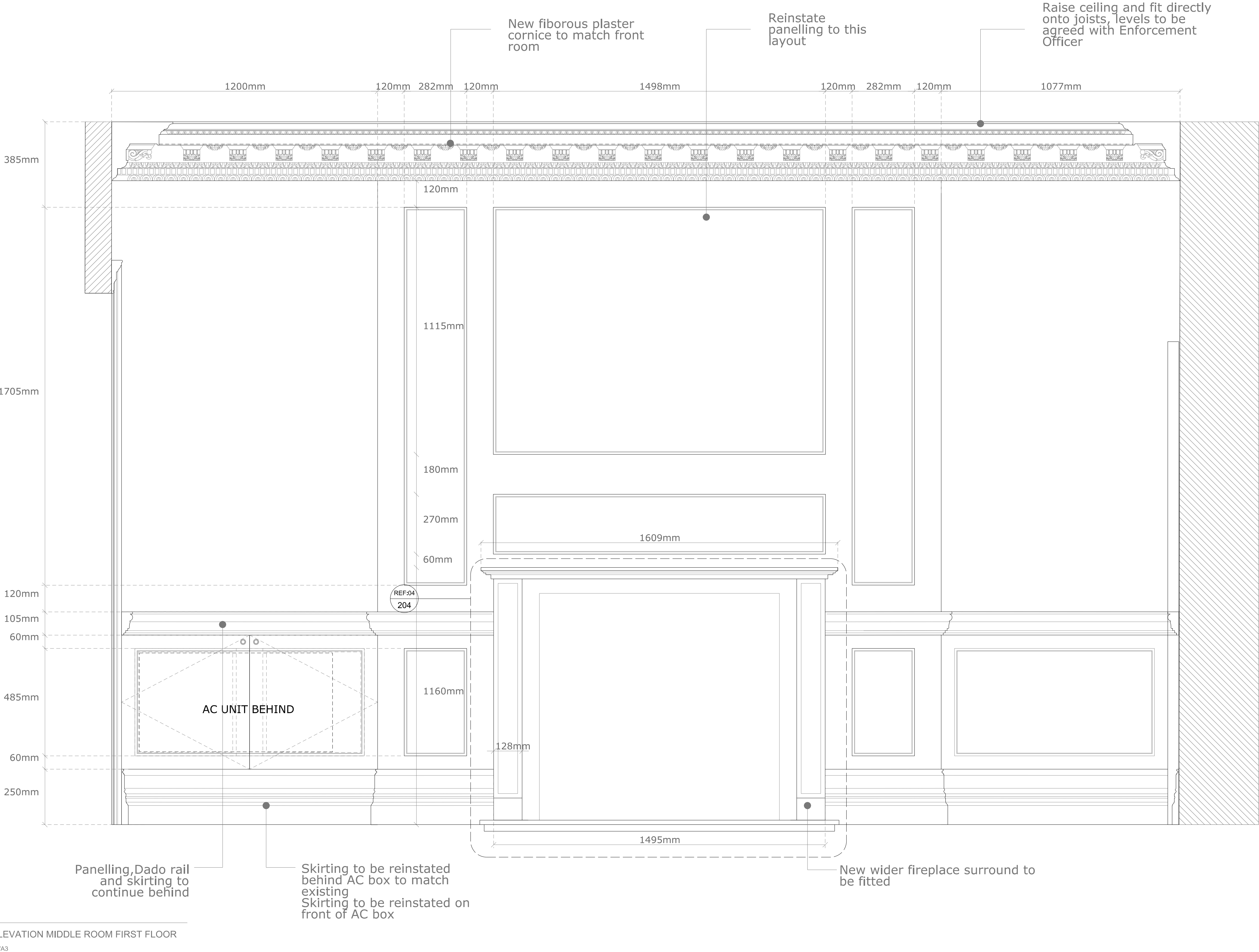
Revision #	Date	Amendment
REV 1	2015/06/15	Issued for Construction

- General Notes:
- All dimensions to be checked on site prior to construction or fabrication. Any discrepancies should be reported to the architect.
 - Where structural elements are shown this is for illustrative purposes only. All structural design to be carried out by suitably qualified structural engineer.
 - All drawings are indicative of architects visual requirements and show design intent only. All work is subject to change upon detail design.
 - All dimensions in mm unless otherwise specified. Use figured dimensions only. Do not scale. IF IN DOUBT ASK.
 - All work to conform to current building regulations and all current construction legislation, if divergences from statutory requirements are shown on the drawings these should be reported to the architect immediately.
 - All drawings are to be read in conjunction with specifications and drawings of all other consultants.
 - This drawing has been produced using survey information supplied by others, the accuracy of which dust can not guarantee. All dimensions are to be checked and confirmed onsite by the contractor prior to construction.

IMPORTANT

Scope of Work

- Remove existing plasterboard ceiling and cornice
- Remove timber panelling to Existing Elevation A
- Temporarily disconnect AC unit.
- Remove existing metal suspended ceiling system.
- Level underside of floor joists using treated sw furring pieces
- Raise ceiling by 80mm depending on extent of levelling required
- Refix 2 no. 12.5mm plasterboard to ceiling and skim
- Fit new fibrous cornice as per drawing
- Fit timber painted panelling on and around chimney breast - Colour to match existing
- Existing fireplace surround to be removed and new fireplace surround to be fitted - Refer to Proposed Elevation A
- Reinstate window architrave and cornice interface as per Proposed Elevation B
- Reinstate timber dado rail and panelling behind AC unit
- Reinstate AC unit
- Fit new painted SW unit over AC.
- Mouldings to match existing
- Make good and redecorate to match surrounding rooms



ELE 104-A
1:10
ELEVATION MIDDLE ROOM FIRST FLOOR
A1/A3

NOTE: All dimension and setting out information has been to an approximate estimation using relevant images provided by the previous Architect and Camden Planning Dust Architecture cannot be held responsible for any misjudged or inaccurate details

Project: 6 Lincolns Inn Fields, Holborn
Project reference: LIN
Project number: 067
Drawing title: Proposed Second Floor Front Room
Drawing number: A-067-ELE-PRO-105
Scale: 1:10@A1 / 1:20@A3
Date: April 2013
Status: Construction
Drawn: RS
Checked: AA
Revision: T1

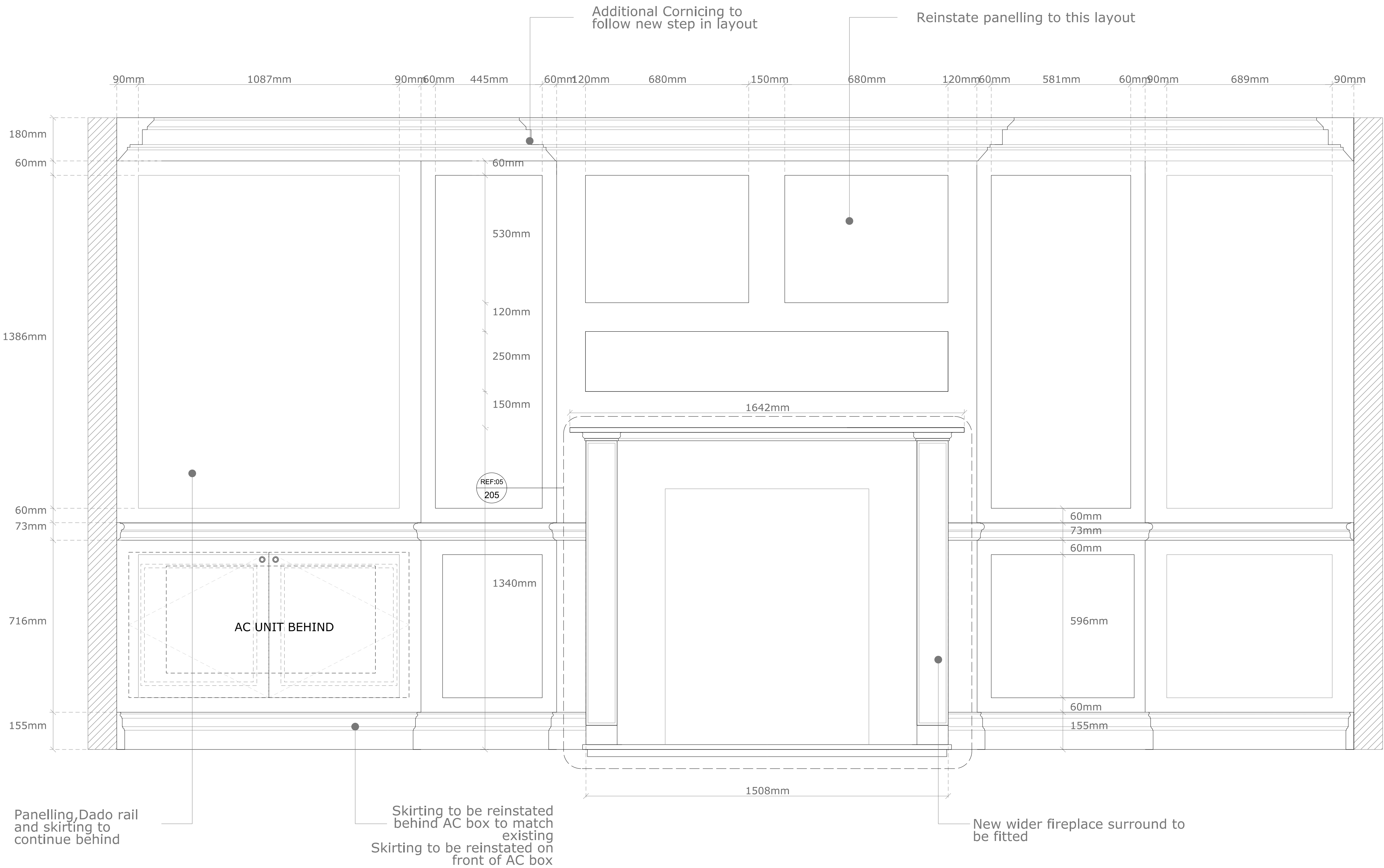
Revision #	Date	Amendment
REV 1	2015/06/15	Issued for Construction

- General Notes:
- All dimensions to be checked on site prior to construction or fabrication. Any discrepancies should be reported to the architect.
 - Where structural elements are shown this is for illustrative purposes only. All structural design to be carried out by suitably qualified structural engineer.
 - All drawings are indicative of architects visual requirements and show design intent only. All work is subject to change upon detail design.
 - All dimensions in mm unless otherwise specified. Use figured dimensions only. Do not scale. IF IN DOUBT ASK.
 - All work to conform to current building regulations and all current construction legislation, if divergences from statutory requirements are shown on the drawings these should be reported to the architect immediately.
 - All drawings are to be read in conjunction with specifications and drawings of all other consultants.
 - This drawing has been produced using survey information supplied by others, the accuracy of which dust can not guarantee. All dimensions are to be checked and confirmed onsite by the contractor prior to construction.

IMPORTANT

Scope of Work
Note: Only changes to Elevation A

- Remove existing panelling on chimney breast
- Reinstate painted panelling to match Proposed Elevation A
- New fireplace surround to be fitted - Refer to Proposed Elevation A
- Fit new cornice stepped around chimney breast. Fit new skirting & dado rail to new chimney breast & surrounding profile.
- Reinstate panelling to rear of AC unit
- Refit AC unit with painted SW doors over. Mouldings as per drawing



ELE 105 ELEVATION FRONT ROOM SECOND FLOOR
1:10 A1/A3

NOTE: All dimension and setting out information has been to an approximate estimation using relevant images provided by the previous Architect and Camden Planning Dust Architecture cannot be held responsible for any misjudged or inaccurate details

Project: 6 Lincolns Inn Fields, Holborn
Project reference: LIN
Project number: 067
Drawing title: Proposed Second Floor Middle Room
Drawing number: A-067-ELE-PRO-106
Scale: 1:10@A1 / 1:20@A3
Date: April 2013
Status: Construction
Drawn: RS
Checked: AA
Revision: T1

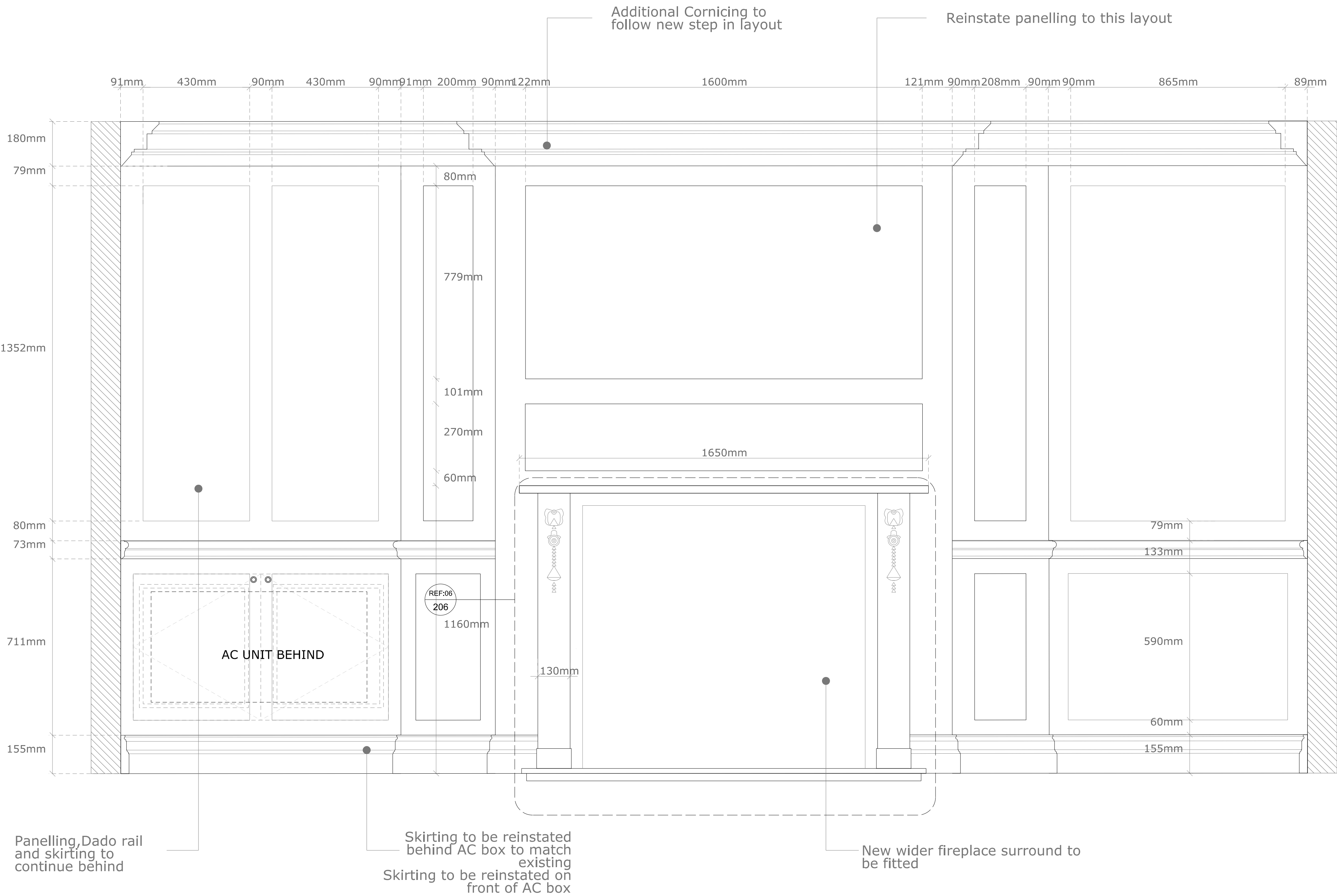
Revision #	Date	Amendment
REV 1	2015/06/15	Issued for Construction

- General Notes:
- All dimensions to be checked on site prior to construction or fabrication. Any discrepancies should be reported to the architect.
 - Where structural elements are shown this is for illustrative purposes only. All structural design to be carried out by suitably qualified structural engineer.
 - All drawings are indicative of architects visual requirements and show design intent only. All work is subject to change upon detail design.
 - All dimensions in mm unless otherwise specified. Use figured dimensions only. Do not scale. IF IN DOUBT ASK.
 - All work to conform to current building regulations and all current construction legislation, if divergences from statutory requirements are shown on the drawings these should be reported to the architect immediately.
 - All drawings are to be read in conjunction with specifications and drawings of all other consultants.
 - This drawing has been produced using survey information supplied by others, the accuracy of which dust can not guarantee. All dimensions are to be checked and confirmed onsite by the contractor prior to construction.

IMPORTANT

Scope of Work
Note: Only changes to Elevation A

- Remove existing panelling on and around chimney breast
- Reinstate panelling to follow original brickwork position - Refer to Proposed Elevation A
- Repair and reinstate plaster cornice around chimney breast where necessary
- Reinstate timber painted panelling on and around chimney breast - refer to Proposed Elevation A
- Repair, reinstate and paint skirting and dado rail around chinmey breast where necessary - refer to Proposed Elevation A
- Reinstate panelling to rear of AC unit
- Refit AC unit with painted SW doors over. Mouldings to match existing
- Fit new fireplace surround



ELE 106 ELEVATION MIDDLE ROOM SECOND FLOOR
1:10 A1/A3

NOTE: All dimension and setting out information has been to an approximate estimation using relevant images provided by the previous Architect and Camden Planning Dust Architecture cannot be held responsible for any misjudged or inaccurate details