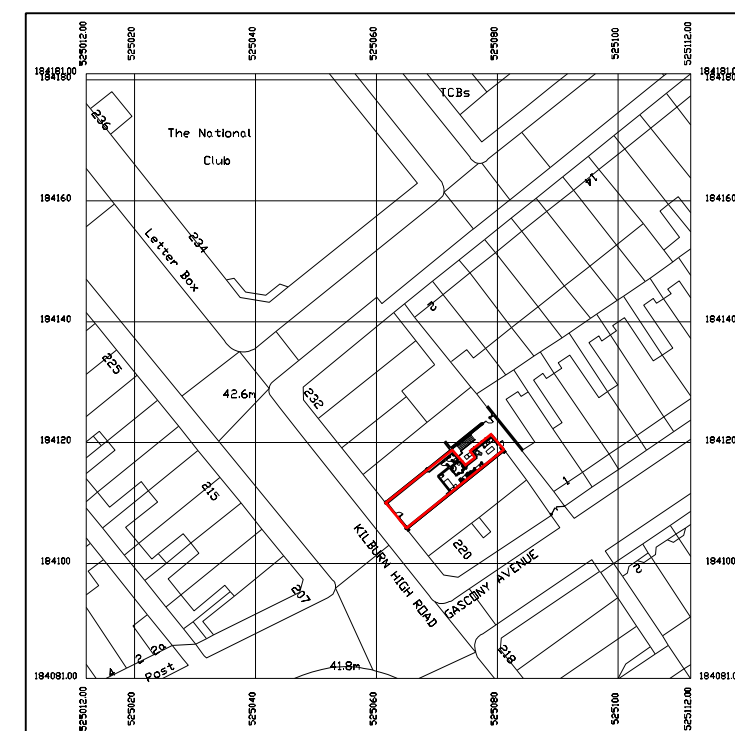
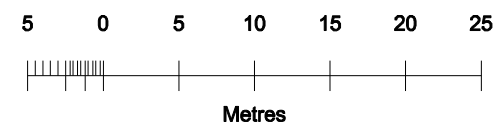


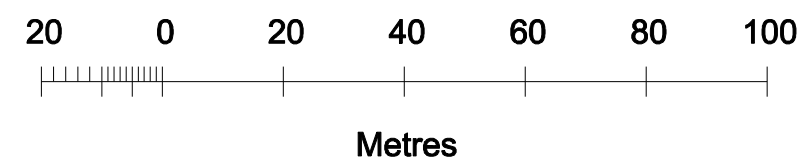
01 BLOCK PLAN

SCALE 1:500



02 LOCATION PLAN

SCALE 1:1250



NOTES:

All construction to comply with all relevant and current building regulations.
For building regulation compliance please refer building regulation/ structural engineers drawing.
All Dimensions to be measured by contractor on site prior to construction.
For all steel sizes and connections refer structural engineers drawing.

[illegible]

D1	25/06/2015	For information
REV.	DATE	REASON FOR ISSUE

POWELL SKEETE ASSOCIATES
ARCHITECTS & DEVELOPMENT CONSULTANTS

Suite F
Bishops Walk House
19 - 23 High Street
Pinner
Middlesex
HA5 5PJ
t +44 (0) 20 8866 6999

Project Address: 224 Kilburn High Road
London

NW6 4JP

Project Number: PSD 1507
Description: Change of use to the rear of the retail unit from A1 to C

SCALE: 1:500, 1:1250 @A3

MAL1006