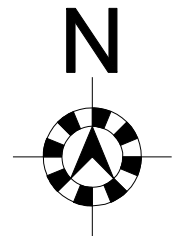
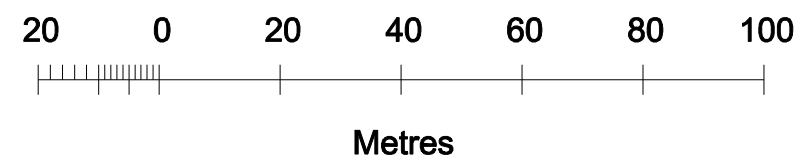


NOTES:  
 All construction to comply with all relevant and current building regulations.  
 For building regulation compliance please refer building regulation/ structural engineers drawing.  
 All Dimensions to be measured by contractor on site prior to construction.  
 For all steel sizes and connections refer structural engineers drawing.



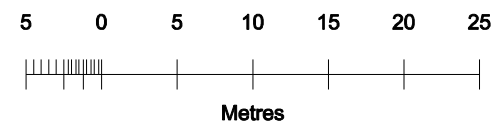
**02 LOCATION PLAN**

SCALE 1:1250



**01 BLOCK PLAN**

SCALE 1:500



D1	25/08/2015	Planning
REV.	DATE	REASON FOR ISSUE

**POWELL SKEETE ASSOCIATES**  
 ARCHITECTS & DEVELOPMENT CONSULTANTS

Suite F  
 Bishops Walk House  
 19 - 23 High Street  
 Pinner  
 Middlesex  
 HA5 5PJ  
 t +44 (0) 20 8866 6969

Project Address: 230 Kilburn High Road  
 London  
 NW6 4JP

Project Number: PSD 1507  
 Description: Change of use to the rear of the retail unit from A1 to C3

SCALE: 1:500, 1:1250 @A3

**MAL1007**