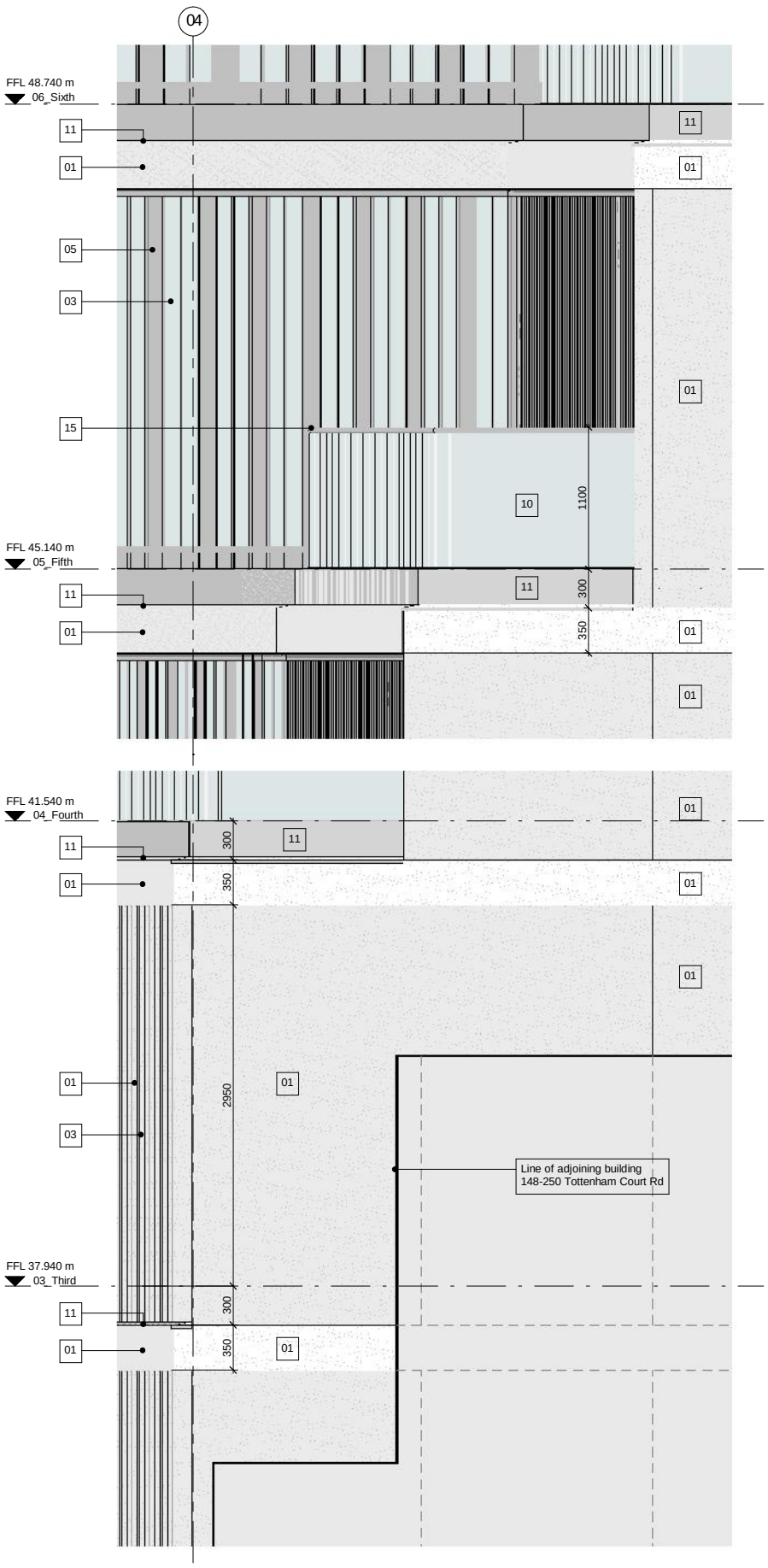

1 Elevation View

4 3D View

Scale N.T.S.

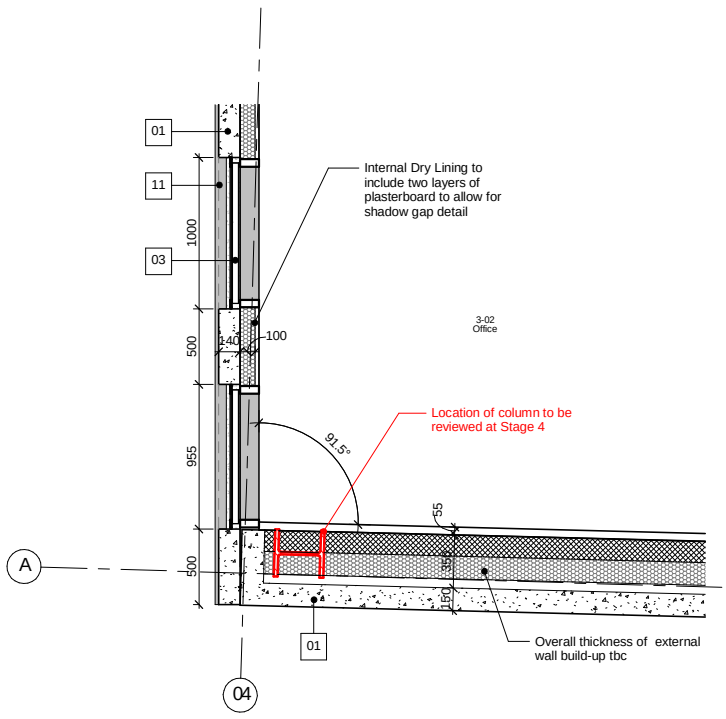

2 Level 03 Plan View

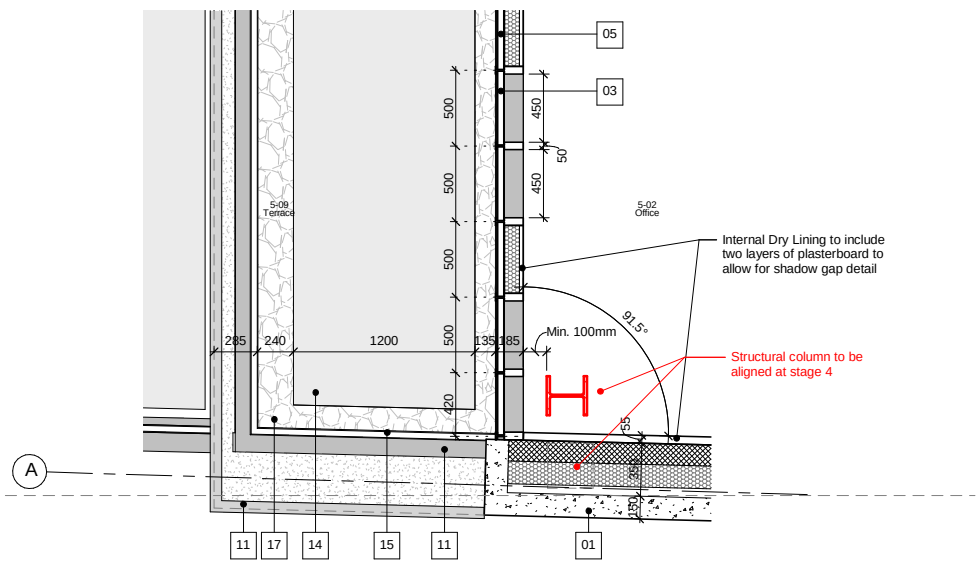

3 Level 05 Plan View

Revisions		By	Chk
/ 141103	Issued for Envelope Tender	PB	DW

Notes

All structural steel shown in red for clarity, the structure indicated on this drawing drawn by WSL.

01 - Precast concrete cladding
02 - Bronze anodised aluminium
03 - Sealed double glazed unit, ceramic frit from FFL to 750mm
04 - Glass faced insulated panel, with full ceramic frit
05 - Patinated zinc faced insulated panel
06 - Sealed double glazed unit, with glass to glass horizontal joint
07 - Glazed AOV window
08 - Glazed shop front
09 - Glazed door opening
10 - Glazed balustrade
11 - Zinc flashing
12 - Vertical aluminium architectural louvres with bird mesh to rear face
13 - Architectural plant screen grillage & gate
14 - Green roof
15 - Brushed stainless steel handrail
16 - Datum band anti-graffiti treatment
17 - White pebble ballast
18 - European granite pavers
19 - Glass faced shadow box
20 - Concrete paver

Bennetts Associates Architects
1 Rawstorne Place London EC1V 7NL
T +44 (0) 20 7520 3300 F +44 (0) 20 7520 3333
E mail@bennettsassociates.com

For Bennetts Associates' electronic information issue disclaimer - www.bennettsassociates.com/informationdisclaimer/

Project
One Bedford Avenue
Exemplar Properties (Bedford) Ltd.

Project No. 1217

Drawing Title
Facade Bay Study
Party Wall Elevation
Party Wall

Drawing Number
1217-21-410

Revision
/

Scale @ A3
1 : 50

Scale @ A1
1 : 25

Revision Date
141103
YY MM DD