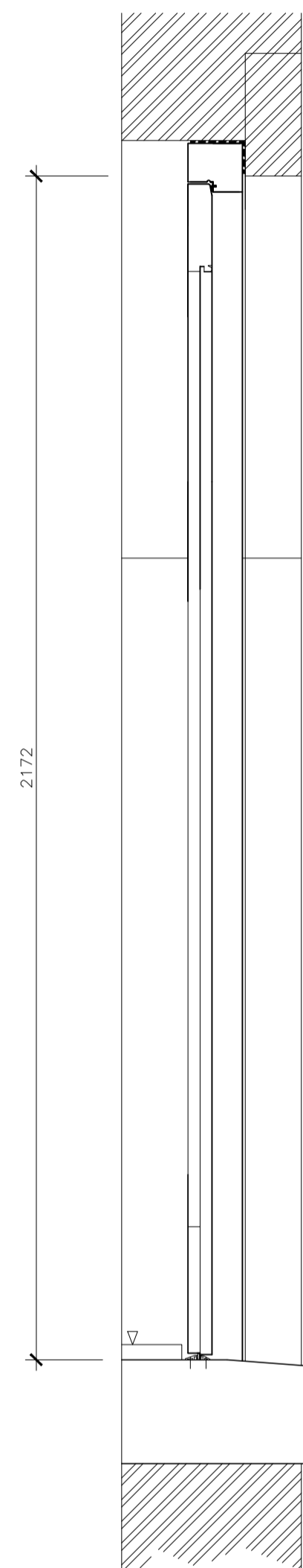




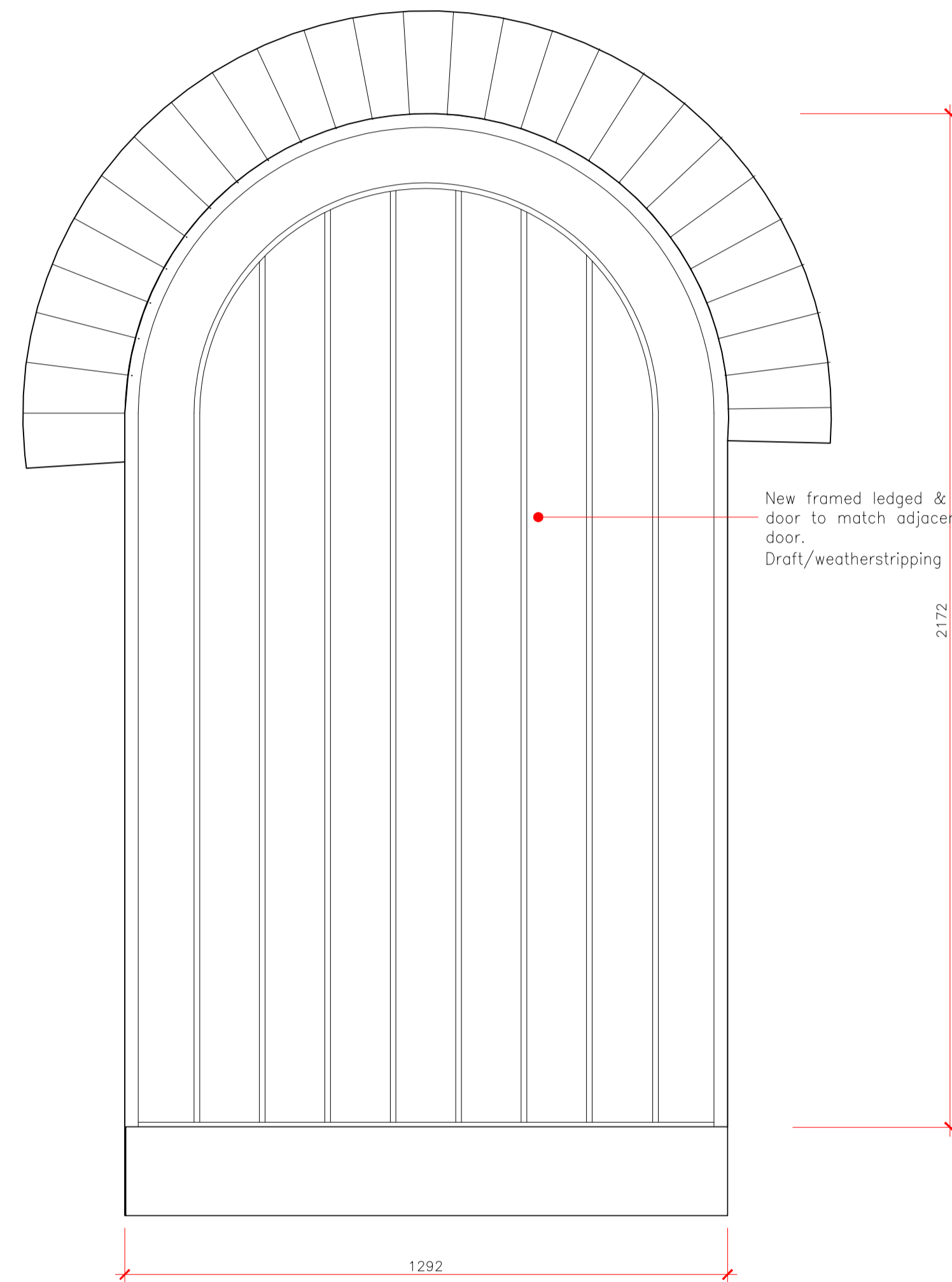
**Existing north elevation**

Type 2 openings identified above by red hatching.

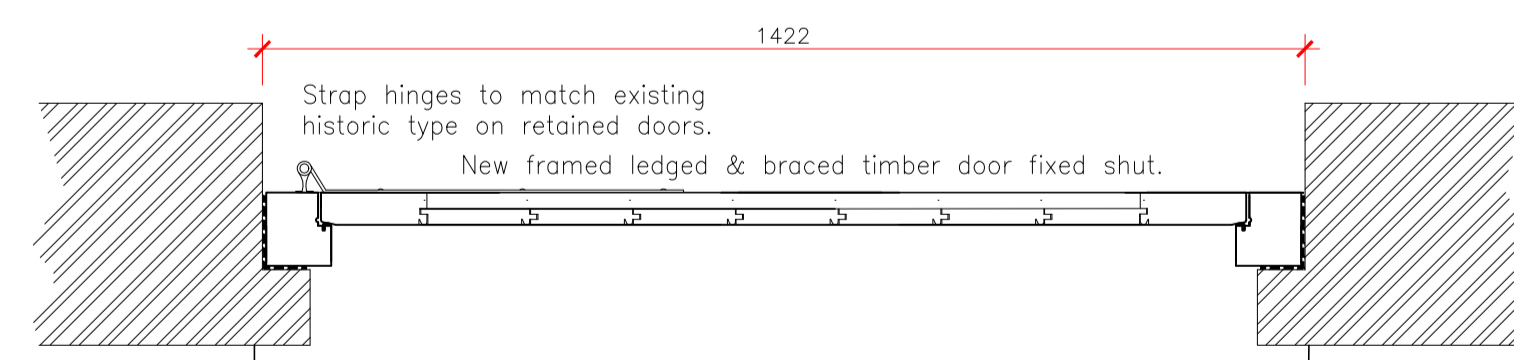
**Scale 1:200**



**Section**



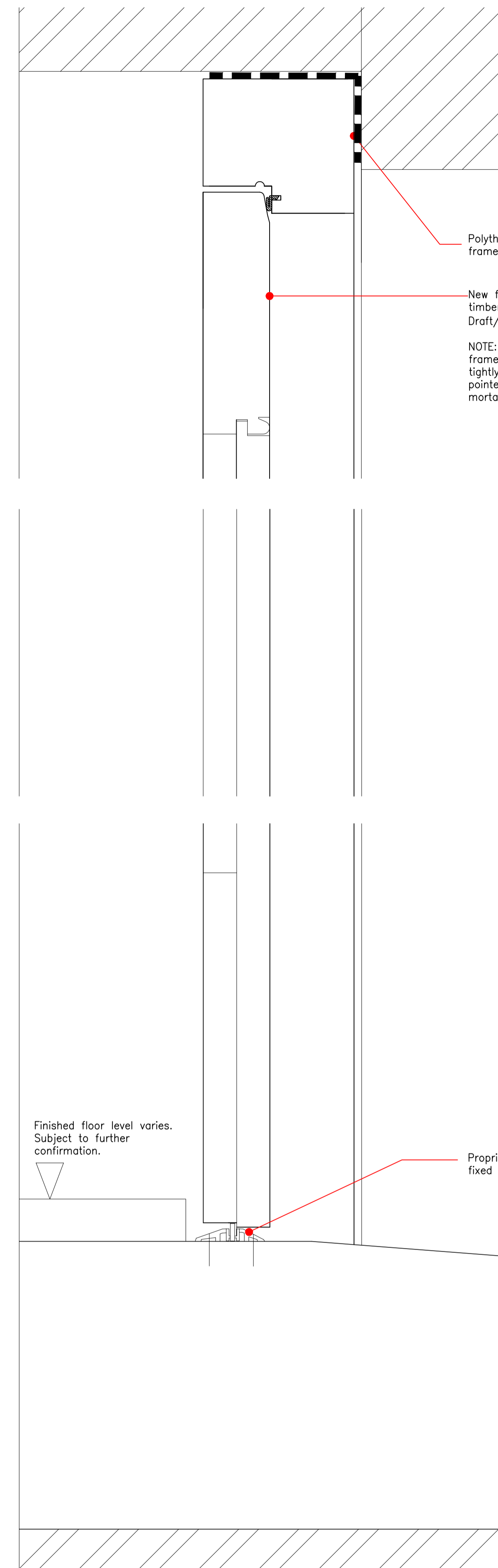
**Elevation**



**Plan**

**Doors of this type: N-D10**

New framed ledged & braced timber door to match adjacent existing retained door.  
Draft/weatherstripping to frame.



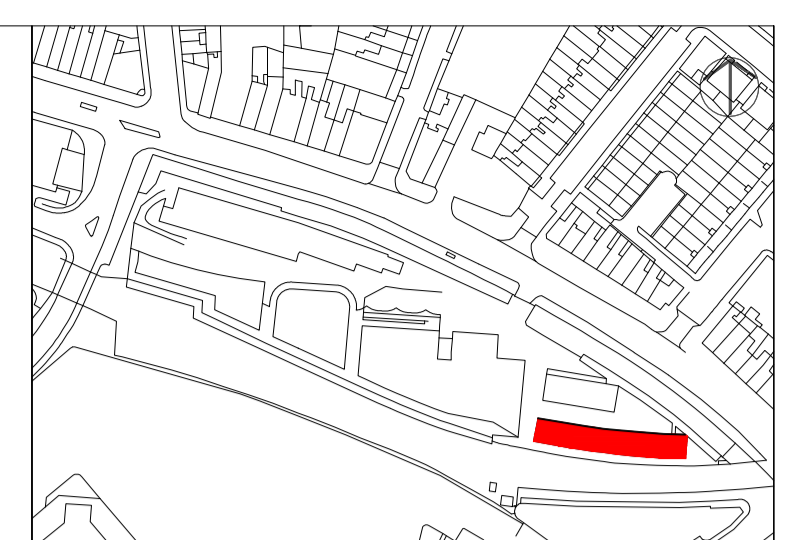
Polythene DPC between door frame and brick.

New framed ledged & braced timber door to match existing.  
Draft/weatherstripping to frame.

NOTE: Any gaps between door frame and reveals are to be tightly packed with oakum and pointed up with hydraulic lime mortar to finish.


Finished floor level varies. Subject to further confirmation.

Proprietary threshold piece fixed into sill.



Please note that information used to produce these drawings is based on measured survey supplied by others; Heritage Architecture can not be held responsible for any inaccuracies that may exist. Please do not scale drawings. All dimensions should be verified on site.

**N-D01**



**Note: All structural opening sizes to be checked and confirmed prior to any manufacture.**

**Proposed fixed shut timber door - Type 2**  
**Scale 1:10**

**Proposed fixed shut timber door -**  
**Type 2 - Detail Section**  
**Scale 1:2**

Camden Stables Market  
London  
NW1  
United Kingdom

**STANLEY SIDINGS**

**Camden Stable Market**  
**Provender Stores**

Drawing Title  
**PROVENDER STORES**  
**UNAUTHORISED REMEDIAL WORKS**  
**Proposed loading doors**  
**- Type 2**

Scale  
1:10 / 1:2 @ A1

Drawing Status  
Planning/LBC

October 2014 Drawing No B-WP-07



**STEPHEN LEVRANT HERITAGE ARCHITECTURE**  
62 British Grove, London, W4 2NL  
E-mail: info@heritagemail.co.uk