



Hawkins\
Brown
Agar Grove

Plot A
Condition 2

Brick Sample
Panels

06 July 2015

Introduction

The client representative from LB Camden along with the contractor, Hill Partnership and design architect, Hawkins\Brown met with LB Camden planning officers on site on 06 July 2015 to review sample panels of the proposed brickwork for Phase 1A (Plot A).

This was to agree the primary external material in relation to Condition 2 of the planning consent.

Planning Condition 2

Before the relevant parts of the works within the relevant phase (a) phase 1; b) phase 2; c) phase 3; d) phase 4; e) phase 5; f) phase 6) of the development commences, other than site clearance and preparation, relocation of services, utilities and public infrastructure and demolition associated with that phase, sample panels of all the facing brickwork demonstrating the proposed colour, texture, facebond and pointing shall be provided on site and approved in writing by the local planning authority. The development shall be carried out in accordance with the approval given. The approved panels shall be retained on site until the work has been completed.

Reason: To safeguard the appearance of the premises and the character of the immediate area in accordance with the requirements of policy CS14 (Promoting high quality places and conserving heritage) of the London Borough of Camden Local Development Framework Core Strategy and policy DP24 (Securing high quality design) of the London Borough of Camden Local Development Framework Development Policies.



Sample Panels Reviewed on Site

Two brick types, both by Janinhoff, were used for the sample panels, comprising a silvery grey for the lower two floors and a silvered purple brick for the upper floors.

One panel (left hand in image below) showed the ribbed brickwork for the plinth of the building, with the purple brick above.

The right hand panel showed the proposal for the patterned brickwork panels and lift over-runs higher up the facade.

Two different mortar joints and colours were included in the panels for discussion (discussed on following pages).

Additionally, samples of the powder coatings for the window frames were also discussed.



Brick References

The bricks / were agreed- subject to comments made on colour selection, mortar colour and mortar joint detail. They were as follows:

Brick for upper storeys:

Type
Purple-silver 'klinker' with engobe finish

Manufacturer:
Janinhoff / Modular Clay Products

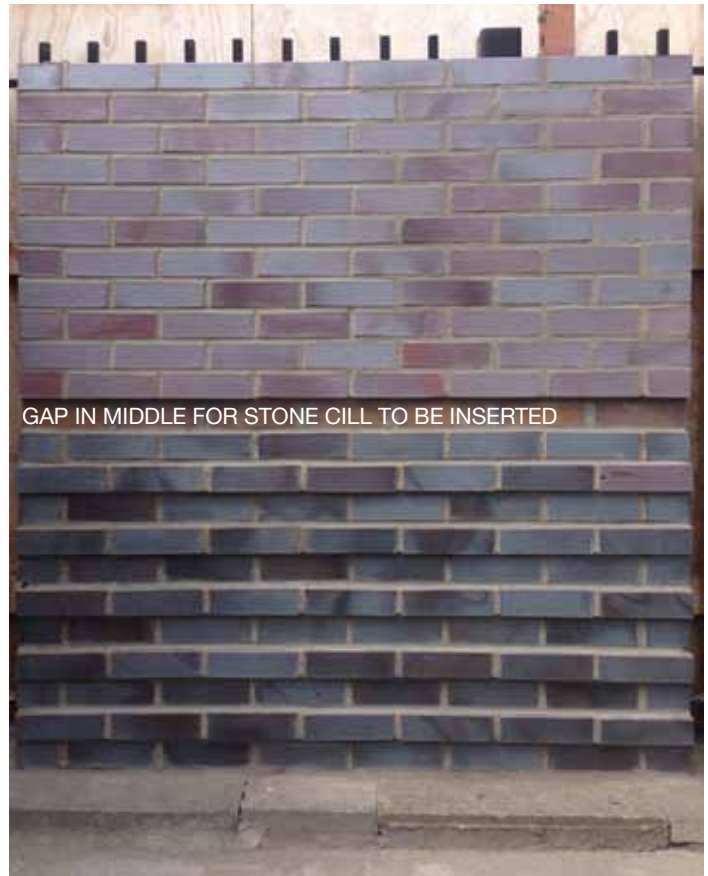
Reference:
STP - EF - 8C (with special colour selection as per planners comments - see notes on following page)

Brick for lower storeys:

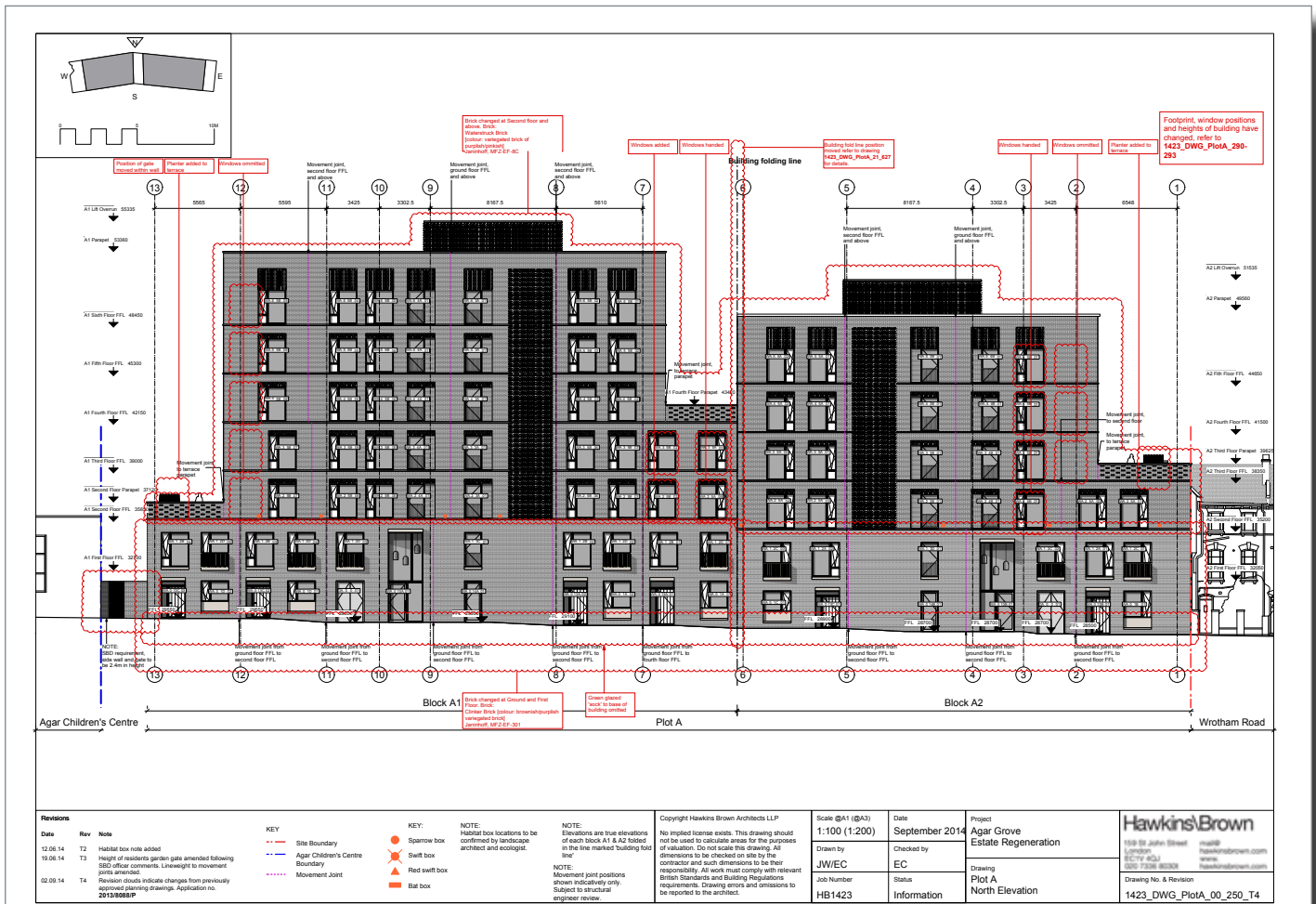
Type
Silver-grey 'klinker' with engobe finish
Laid in horizontal ribbed 'corduroy' bond

Manufacturer:
Janinhoff / Modular Clay Products

Reference:
STP - EF - 10C



Below
Addendum planning submission drawing (before detail design by contractor's architect) showing locations of patterned brickwork




Brick Colour

Of the silvery-purple bricks proposed for the upper storeys a preference was expressed for the bricks within the sample that had more of the purple colour.

We have made contact with the supplier and understand that the colour can be emphasised further, by reducing the amount of silvery engobe glazing to the surface of the brick.

This will be organised by Hill Partnership and Modular Clay Products with the manufacturer at the point of ordering the bricks.



Top
The semi-glaze from the engobe makes the bricks look different in sunny and shaded conditions- this picture was taken with strong sunlight.

Above
Photo from Janinhoff showing the 8C brick with reduced engobe finish, bringing the purple colour forward.

Left
The more purple coloured bricks in the sample panel for the upper floors were identified as the preferred colour for the brick order. This picture was taken in softer light.

Mortar Joint and Colour

The panels were built with different mortar colours and joints as shown below.

The preferred combination was as follows:

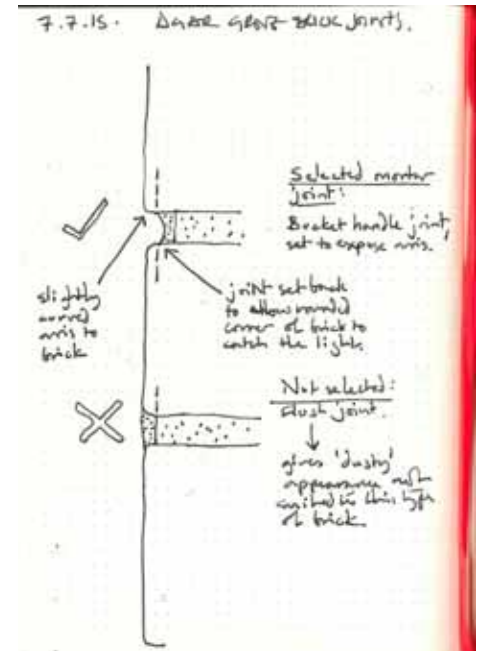
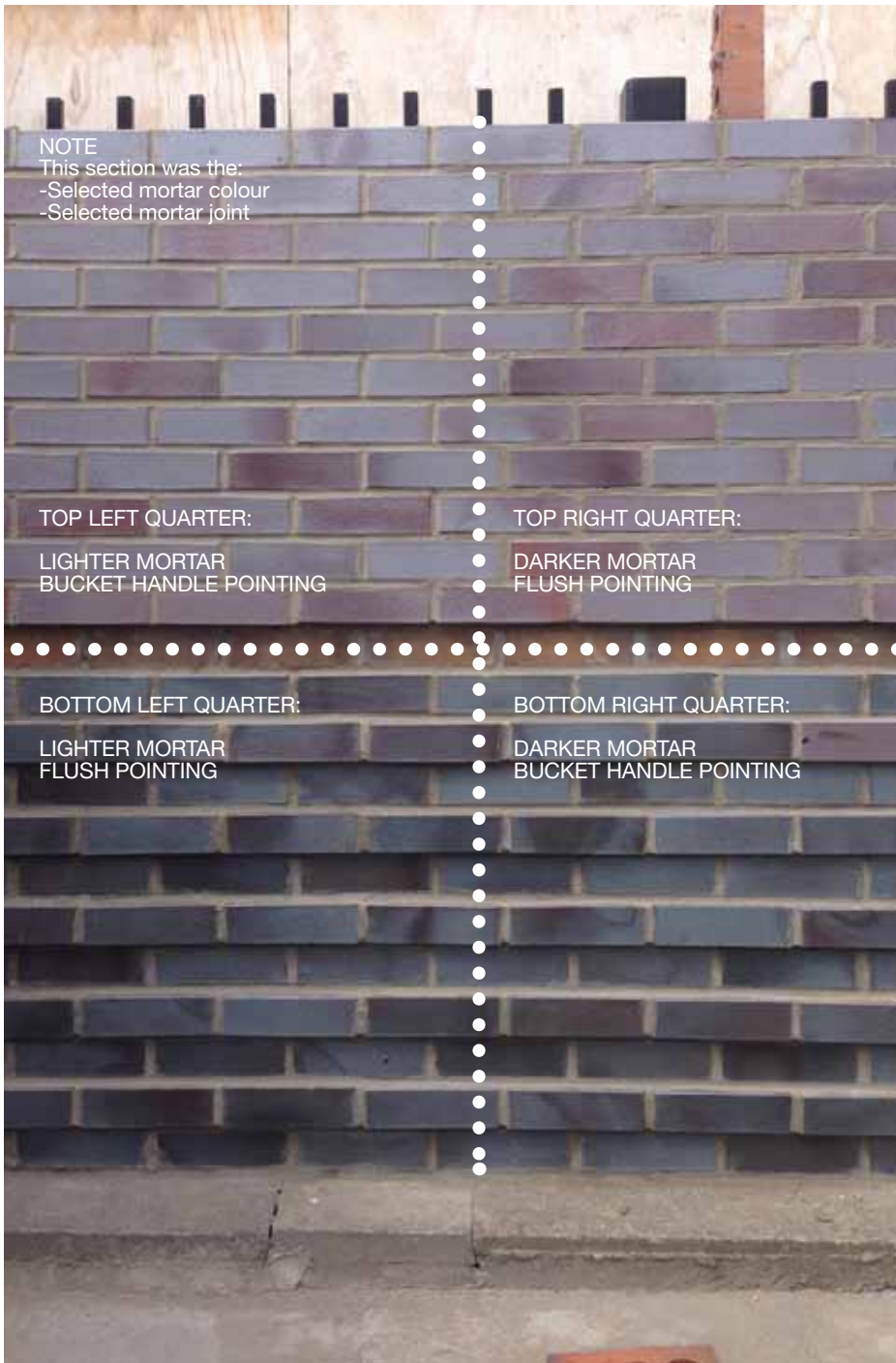
Mortar colour

The lighter colour was selected

Joint type

The bucket handle joint was selected. It was also agreed that the joint should be recessed slightly (about 3mm) to expose the slightly rounded arris of the bricks - see sketch below right.

This combination is on the top left part of the image below.



Above
Mortar joint detail as discussed

Left
Division of sample panel

Colour for Window Frames

Two colour samples for the window frames and ventilation panels were put forward for selection:

RAL 7002 - Olive Grey

RAL 7003 - Moss Grey

These were shortlisted as a more nuanced complement to the brick than a standard grey window frame.

After much discussion, RAL 7003 Moss Grey emerged as a preferred colour, although officers were content to leave the final selection to the project team.

For the purposes of this submission, please consider RAL 7003 as the selected colour.

