

NOTES

1. This drawing is not to be scaled. Use figured dimensions only. Detailed site survey to be carried out to establish tolerances. Figured dimensions are in mm. All dimensions shall be verified on site before proceeding with the work. The architect shall be notified of any discrepancies.
2. This drawing has been produced for sole use on this project and is not intended for use by any other person or for any other purpose.

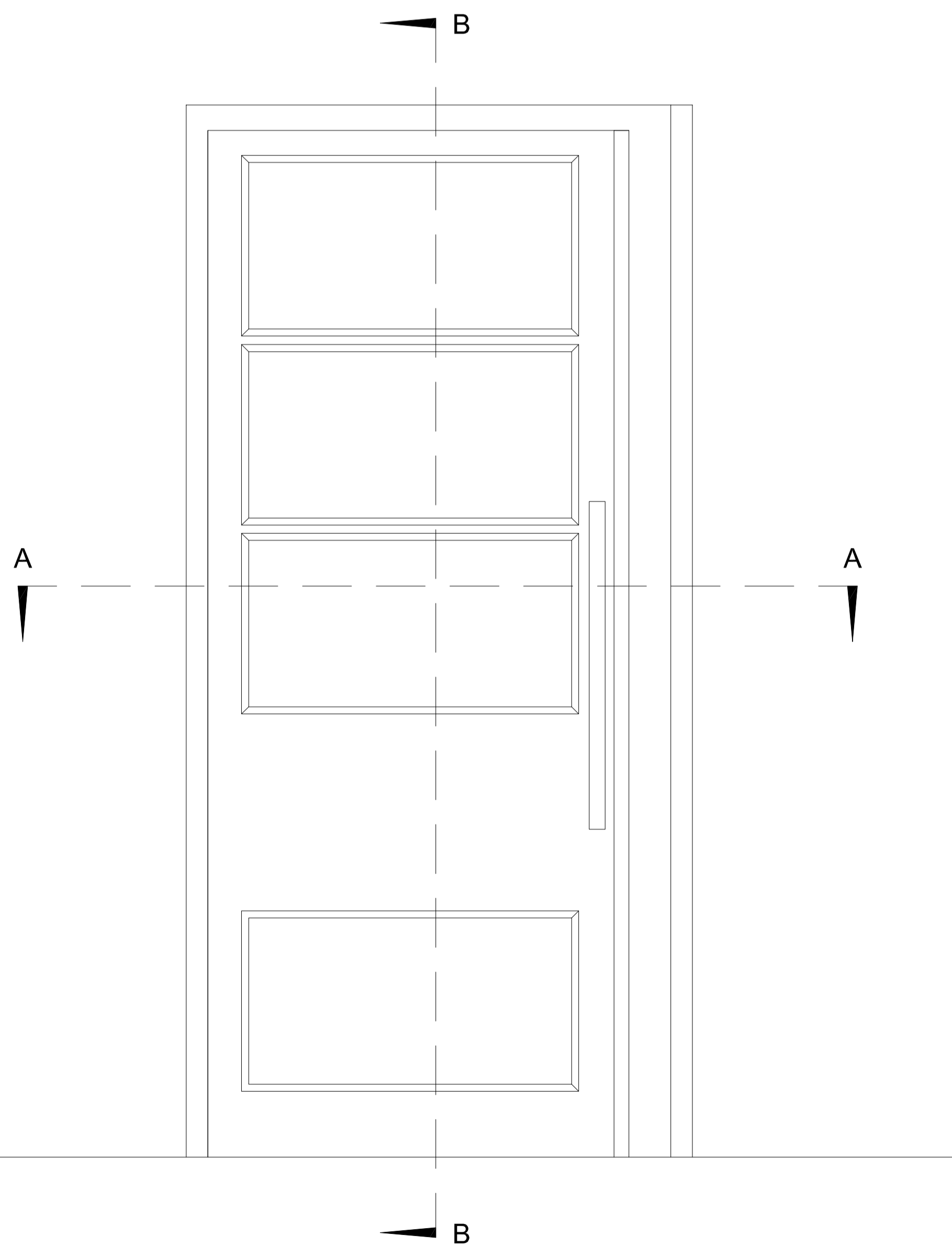
NOTES

WINDOW & DOOR DETAIL KEY

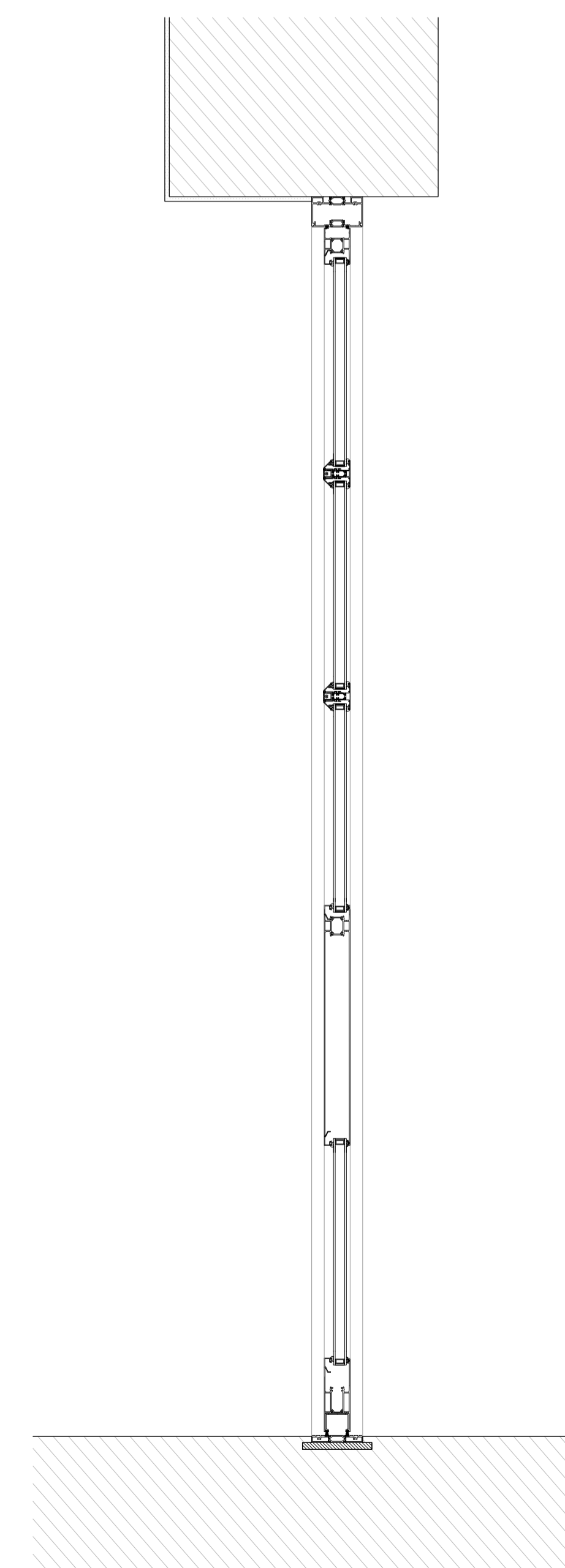
- 01 Brick reveal
- 02 Existing brick reveal
- 03 Concrete cill
- 04 Pressed metal cill
- 05 ALUK aluminium 588W
- 06 Zinc soffit
- 07 Zinc reveal
- 08 Brick soffit
- 09 Brick reveal
- 10 Pressed metal reveal
- 11 Pressed metal cill
- 12 Pressed metal soffit
- 13 Protruding metal profile
- 14 ALUK aluminium 588W ST - steel replacement heritage
- 15 Rendered Soffit
- 16 ALUK aluminium BSC70 sliding Doors
- 17 Pressed Metal Frame
- 18 ALUK 588D aluminium Entrance Door
- 19 Janisol Arte steel system



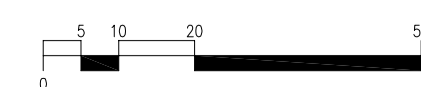
02 AA  
515 1:10



01 Elevation  
515 1:10



03 BB  
515 1:10



rev	date	description	AS	MB	MB	CT
PC02.30.06.15		ISSUED FOR PLANNING				
PC01.01.06.15		ISSUED FOR PLANNING				

**fiftyfour**

Studio 54 Architecture  
54 Rivington Street London EC2 A3QN  
T: 020 7729 7818 E: info@studio54architecture.co.uk

job title 140 - 152 Arlington Road, Camden

drawing title Door type 16 - Main Entrance Door

drawn by MB job no S5412-23

date 30/06/15 scale 1:10@A1

drawing no 1223-515 revision PC02

© 2011 Studio 54 Architecture. all rights reserved