

Air Conditioning

Product Information

MXZ-5D102VA : Inverter Heat Pump

R410A Multi-Split Unit



This Multi-Split System allows up to 5 Mr Slim or M Series indoor units to be operated from a single outdoor unit. This makes it an economic answer in multi-room applications, whilst also offering space saving benefits.

FEATURES

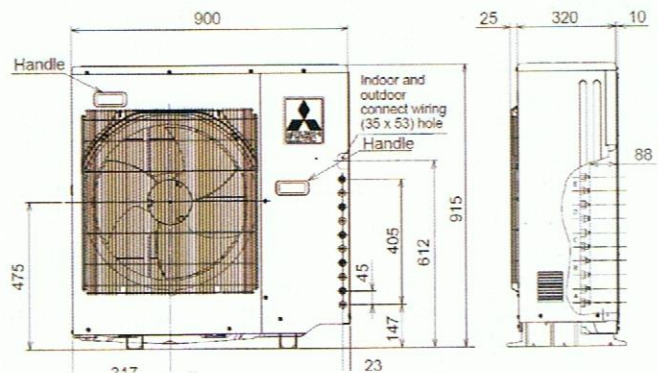
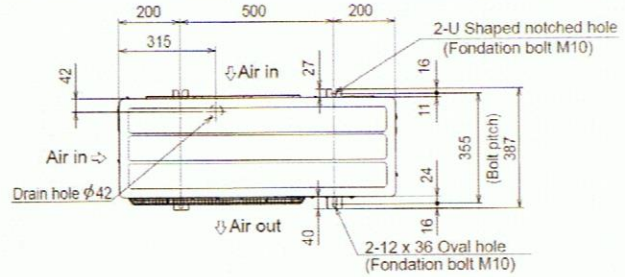


OUTDOOR

Number of Connectable Indoor Units (MAX)	5
Heating Capacity (kW) (nominal)	10.5 (4.1 - 14)
Cooling Capacity (kW) (nominal)	10.2 (3.9 - 11)
Heating Capacity (kW) (UK)	8.7 (3.4 - 11.63)
Cooling Capacity (kW) (UK)	10.1 (3.85 - 10.9)
COP / EER (nominal)	3.62 / 2.61
SCOP / SEER	3.8 / 5.3
Energy Efficiency Class - Heating / Cooling	A / A
Max Airflow (m ³ /min) Heating / Cooling	59.3 / 56.6
Sound Pressure Level (dBA) Heating / Cooling	55 / 53
Sound Power Level (dBA) Cooling	68
Dimensions (mm) Width x Depth x Height	900 x 320 x 915
Weight (kg)	70
Electrical Supply	220-240V, 50HZ
Phase	SINGLE
Power Input (kW) - Heating / Cooling (nominal)	2.9 / 3.91
Power Input (kW) - Heating / Cooling (UK)	2.63 / 3.12
Starting Current (A)	17.2
Running Current (A) - Heating / Cooling [MAX]	12.7 / 17.2 [21.4]
Fuse Rating (BS88) - HRC (A)	25
Interconnecting Cable No. Cores	4
Total Pipe Length (m)	80
Max Pipe Length Per Indoor Unit (m)	25
Max Height Difference (m)	15
Charge R410A (kg) - (pre charged length)	4 (40)

DIMENSIONS

MXZ-4D/5D



FEATURES



INDOOR

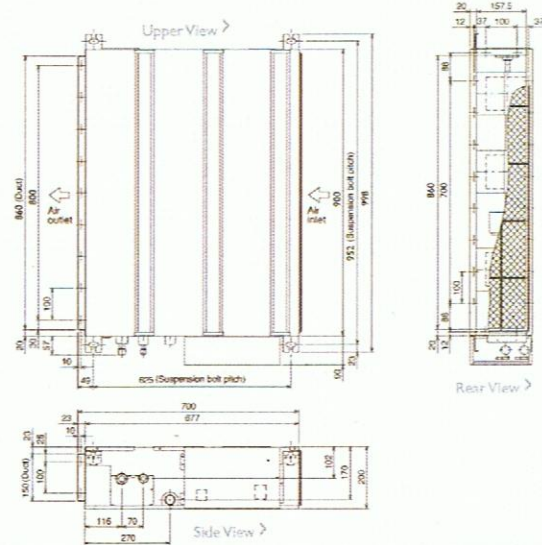
Heating Capacity (kW) (nominal)	4.2 (1.7 - 5)
Cooling Capacity (kW) (nominal)	3.5 (1.4 - 3.9)
Heating Capacity (kW) (UK)	3.6 (1.45 - 4.25)
Cooling Capacity (kW) (UK)	3.22 (1.29 - 3.59)
SHF (nominal and UK)	0.78
COP / EER (nominal)	3.72 / 3.47
SCOP / SEER	4 / 5.6
Energy Efficiency Class - Heating / Cooling	A+ / A+
Airflow (m ³ /min) Lo-Mi-Hi	7 - 9 - 11
Pipe Size Gas (mm [in])	9.52 (3/8")
Pipe Size Liquid (mm [in])	6.35 (1/4")
External Static Pressure (Pa)	5-15-35-50
Sound Pressure Level (dBA) Lo-Mi-Hi	23 - 28 - 33
Sound Power Level (dBA) Cooling	53
Dimensions (mm) Width x Depth x Height	990 x 700 x 200
Weight (kg)	21
Electrical Supply	FED BY OUTDOOR UNIT
Phase	SINGLE
Fuse Rating (BS88) - HRC (A)	6
Interconnecting Cable No. Cores	4

OUTDOOR

Sound Pressure Level (dBA) Heating / Cooling	50 / 49
Sound Power Level (dBA) Cooling	62
Weight (kg)	35
Dimensions (mm) Width x Depth x Height	800 x 285 x 550
Electrical Supply	220-240V, 50HZ
Phase	SINGLE
System Power Input (kW) - Heating / Cooling (nominal)	1.13 / 1.01
System Power Input (kW) - Heating / Cooling (UK)	1.01 / 0.86
Starting Current (A)	5.2
System Running Current (A) [MAX] - Heating / Cooling	4.80 / 5.20 [8.7]
Fuse Rating (BS88) - HRC (A)	10
Mains Cable No. Cores	3
Max Pipe Length (m)	20
Max Height Difference (m)	12
Charge R410A (kg) - Pre charged length (m)	1.15 - 7

DIMENSIONS

SEZ-KD35VAQ



DIMENSIONS

SUZ-KA35VA4

