A1

FIRST FLOOR

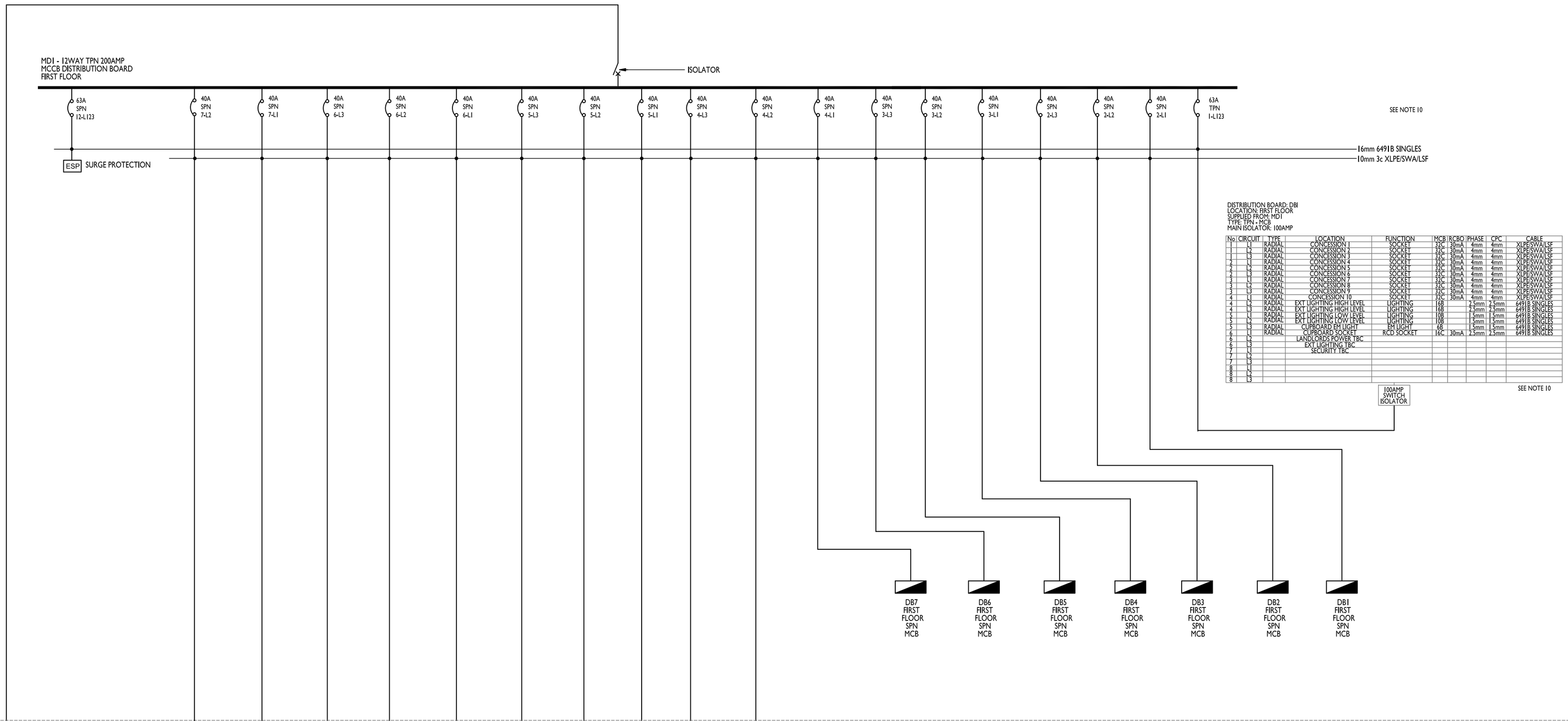

No	CIRCUIT	TYPE	LOCATION	FUNCTION	MCB	RCD	PHASE	CPC	CABLE
1	L1	RADIAL	CONCESSION 1	SOCKET	32C	30mA	4mm	4mm	XLPE/SWA/LSF
1	L2	RADIAL	CONCESSION 2	SOCKET	32C	30mA	4mm	4mm	XLPE/SWA/LSF
1	L3	RADIAL	CONCESSION 3	SOCKET	32C	30mA	4mm	4mm	XLPE/SWA/LSF
2	L1	RADIAL	CONCESSION 4	SOCKET	32C	30mA	4mm	4mm	XLPE/SWA/LSF
2	L2	RADIAL	CONCESSION 5	SOCKET	32C	30mA	4mm	4mm	XLPE/SWA/LSF
2	L3	RADIAL	CONCESSION 6	SOCKET	32C	30mA	4mm	4mm	XLPE/SWA/LSF
3	L1	RADIAL	CONCESSION 7	SOCKET	32C	30mA	4mm	4mm	XLPE/SWA/LSF
3	L2	RADIAL	CONCESSION 8	SOCKET	32C	30mA	4mm	4mm	XLPE/SWA/LSF
3	L3	RADIAL	CONCESSION 9	SOCKET	32C	30mA	4mm	4mm	XLPE/SWA/LSF
4	L1	RADIAL	CONCESSION 10	SOCKET	32C	30mA	4mm	4mm	XLPE/SWA/LSF
4	L2	RADIAL	EXT LIGHTING HIGH LEVEL	LIGHTING	16B		2.5mm	2.5mm	6491B SINGLES
4	L3	RADIAL	EXT LIGHTING HIGH LEVEL	LIGHTING	16B		2.5mm	2.5mm	6491B SINGLES
5	L1	RADIAL	EXT LIGHTING LOW LEVEL	LIGHTING	10B		1.5mm	1.5mm	6491B SINGLES
5	L2	RADIAL	EXT LIGHTING LOW LEVEL	LIGHTING	10B		1.5mm	1.5mm	6491B SINGLES
5	L3	RADIAL	CUPBOARD EM LIGHT	EM LIGHT	6B		1.5mm	1.5mm	6491B SINGLES
6	L1	RADIAL	CUPBOARD SOCKET	RCD SOCKET	16C	30mA	2.5mm	2.5mm	6491B SINGLES
6	L2		LANDLORDS POWER TBC						
6	L3		EXT LIGHTING TBC						
7	L1		SECURITY TBC						
7	L2								
7	L3								
8	L1								
8	L2								
8	L3								

GROUND FLOOR

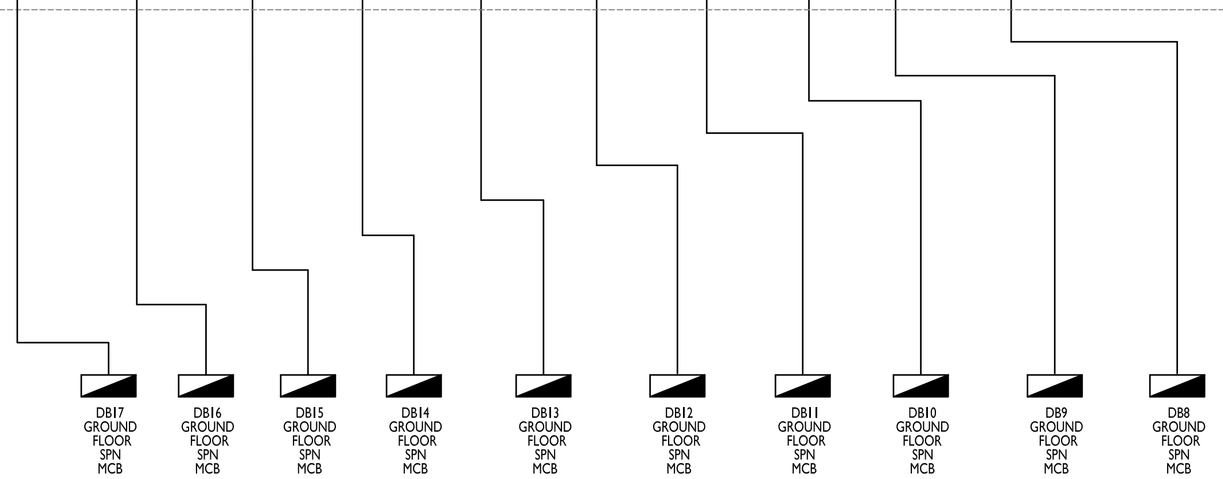

ALL RETAIL DISTRIBUTION BOARDS ON DRAWING AP297-E-200-T ARE INDICATIVE LOCATIONS ONLY. THE SERVICES CONTRACTOR TO CONFIRM LOCATIONS ON THEIR WORKING DRAWINGS. FOR TENDER PURPOSES THE SERVICES CONTRACTOR SHALL ALLOW FOR A NEW10WAY SPN DISTRIBUTION BOARD WITH A FULL COMPLIMENT OF MCBs AND RCBOs ON CIRCUITS THAT HAVE SOCKETS OR SPECIAL LOCATIONS.

BLOCK D PIT PLANT ROOM

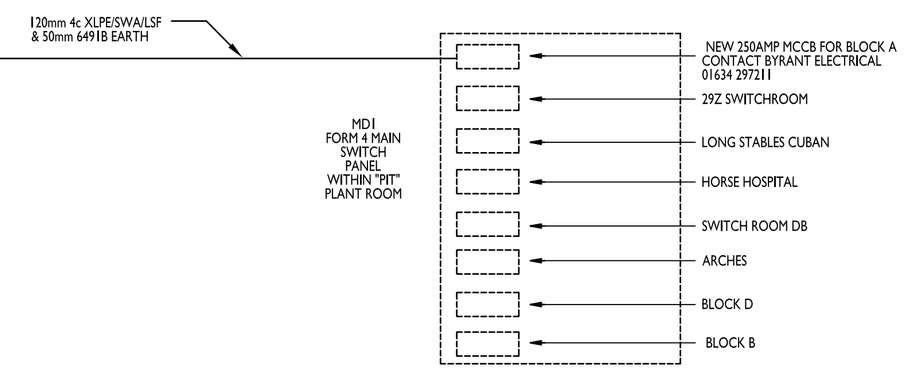

1) Drawing and design Copyright.
2) Figured dimensions only are to be used.
3) All dimensions to be checked on site, differences between drawings and specification or bills of quantities to be referred to OPTIMA B.E.S. Ltd.
4) All electrical services shall be installed as per the requirements of BS 7671 IET: 2008 + A1 2011 Wiring Regulation.
5) As per the requirements of BS 7671 IET: 2008 + A1 2011 Wiring Regulation. additional RCD protection is required to all socket outlets not exceeding 20amps. The only exception is a particular piece of equipment specifically labelled or suitable identified. The electrical contractor must obtain approval from OPTIMA B.E.S Ltd before installing a socket supplying such equipment.
6) As per the requirements of BS 7671 IET: 2008 + A1 2011 Wiring Regulation. Additional RCD protection is required to all socket outlets not exceeding 32amps for external installations.
7) As per the requirements of BS 7671 IET: 2008 + A1 2011 Wiring Regulation. Additional RCD protection is required to special installations and locations as descibe in Part 7. i.e pools & saunas.
8) As per the requirements of BS 7671 IET: 2008 + A1 2011 Wiring Regulation. Additional RCD protection is required to all circuits, including shower and lighting circuits with fixed bath, shower or en-suite bathrooms.
9) As per the requirements of BS 7671 IET: 2008 + A1 2011 Wiring Regulation. Where a cable is concealed within a partition wall at a depth less than 50mm from the surface and not provided with mechanical protection i.e metal conduit, additional 30mA RCD protection is required.
10) All cable sizes are indicative only. It is the responsibility of the electrical contractor to ensure the cabling is sized to the requirements of BS 7671 Wiring Regulations and current amendments.

Rev	Date	Details
T1	14–04–15	TENDER ISSUE
T	27–03–15	PROVIONAL TENDER PROVISIONAL ISSUE

Client
STANLEY SIDINGS

Project
CAMDEN STABLES MARKET
LONDON

Drawing
BUILDING A ELECTICAL SERVICES
MAINS DISTRIBUTION SCHEMATIC

Scale	Date	Drawn	Checked
NTS @ A1	25/2/15	TA	DB

OPTIMA B.E.S. LTD
Building Environmental Solutions
HIGHCLERE, 34 ABBOTS ROAD
ABBOTS LANGLEY, HERTS, WD5 0AZ
TEL: 01923 267107 FAX: 01923 270223
E–mail: OptimaBES@aol.com

Job No.	Drawing No.	Revision
AP297	E50	T1