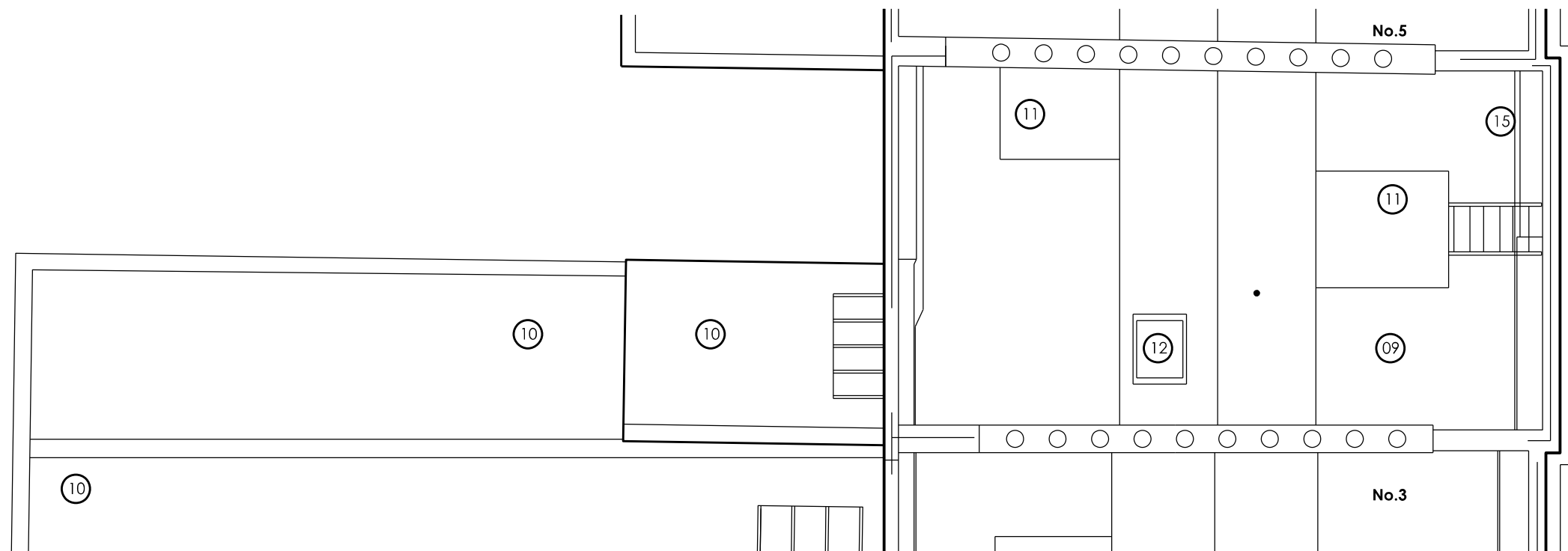


Annotation Key

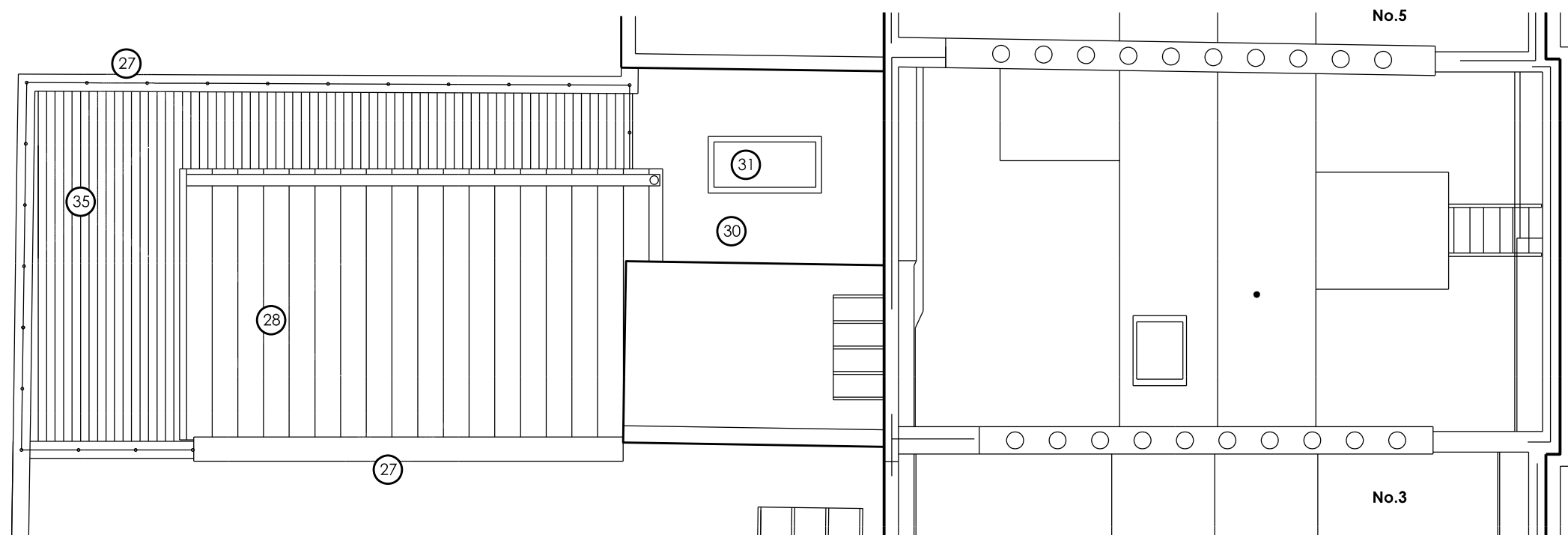
- | | EXISTING |
|----|---------------------------------|
| 01 | Yellow London stock brick |
| 02 | Stucco render |
| 03 | Tetra style pilaster |
| 04 | Painted timber front door |
| 05 | Painted timber windows |
| 06 | Cast iron balconies |
| 07 | Entablature |
| 08 | Cornice |
| 09 | Slate roof |
| 10 | Flat roof |
| 11 | Dormer window |
| 12 | Roof vent |
| 13 | Roof light |
| 14 | Cast iron railings |
| 15 | Roof railings |
| 16 | Cast iron RWP |
| 17 | Soil pipe |
| 18 | Extension at lower ground level |
| 19 | Brick boundary wall |
| 20 | Tree with TPO |

PROPOSED

- 21 Windows repaired and repainted
as necessary
- 22 Door repainted as necessary
- 23 Cast iron railings shot blasted and repainted
- 24 Cast iron balcony repainted
- 25 Railing base repaired / re-rendered
as necessary
- 26 Yellow London stock brick
- 27 Concrete coping
- 28 Zinc roof
- 29 Zinc cladding
- 30 Flat roof
- 31 Roof light
- 32 Stainless steel and glass balustrade
- 33 Aluminium curtain walling, PPC finish
colour grey
- 34 Aluminium bi-fold doors, PPC finish
colour grey
- 35 Timber decking
- 36 Timber boundary fence
- 37 M&E plant with timber screen
- 38 Paving

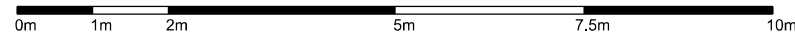


Existing Roof Plan



Proposed Roof Plan

Scale Bar: 1:100



Rev/	Date	Revision description	Initial/Checked	
			MA	HJ
			MA	HJ
A	08.05.15	Planning application submission		
B	14.05.15	Planning application submission		

Notes

This drawing is copyright and must not be reproduced or disclosed to third parties without the prior written permission of Rio architects Limited.

Do not scale this drawing. Responsibility is not accepted by Rio architects limited for errors made by others in scaling from this drawing.

Use only written dimensions. Contractor must verify all dimensions before commencing work and any discrepancies are to be notified in writing to Rio architects limited immediately.

This drawing is to be read in conjunction with all relevant project drawings and specifications prepared by Rio architects limited and other relevant consultants, specialists etc.

All survey information incorporated within this drawing cannot be guaranteed as accurate unless confirmed by a fixed dimension.

All dimensions are in millimetres unless noted otherwise.

CDM notes are provided to assist the contractor in managing residual hazards identified during the design stage. Any such notes do not relieve the contractor of his duties and he must provide a safe system of work of work based on method statements, risk assessments etc.

DRAWING TITLE

Roof Plans

Existing and Proposed

Job No: 0235

Drawing No: AL_05

Rev: B

Scale: 1:100@A3

Drawn By: MA

Checked By: HJ

Drawn Date: 08/05/15

Checked Date: 08/05/15

Drawing Status

PLANNING

CLIENT

Endsleigh Street 4 Limited

PROJECT NAME

4 Endsleigh Street
London

RiO

architects

www.rioarchitects.com

Y Stwldio, 21a Allensbank Road, Cardiff, CF14 3PN

tel

44 (0) 2920 250066

email

studio@rioarchitects.com

facebook

www.facebook.com/RioArchitectsLtd

linkedin

www.linkedin.com/company/rio-architects