




-  Lawn/grass
-  0.4m high Buxus hedging
-  Box planters with *Taxus Baccata* hedging

1. Honed basalt clad planter, planted with *Taxus baccata* hedging
2. Automatic vehicle turntable embedded into drive
3. Steps formed with portland stone paving slabs in stack bond, chamfered edges
4. Bin and meter store (dwgs A8010, A8011)
5. Existing stone wall in poor condition, to be replaced with new facing brick wall to match house
6. New metal automatic gates
7. New brick column to match facing brickwork
8. Existing wall retained and repointed where possible - existing trellis in poor condition and to be replaced
9. Proposed route for incoming gas services
10. Incoming services (Planning approval 2013/1635/P)
11. PV array and satellites (dwg A104G)
12. Area of reduced basement slab to allow for increased soil depth around new tree (T3)
13. Existing leyland cyprus tree screen retained and pruned, with 20no's flame shaped *Magnolia grandiflora* planted in front, 3m tall, underplanted with a 0.3m high Buxus hedge and backed with 1.8m high *Taxus baccata* hedging
14. Extent of basement
15. Planters with 1.8m high Olive bushes and 0.4m high Buxus hedging
16. Sycamore T3 (refer to TCP 7101 and arboricultural report) to be removed and replaced with *Tilia cordata* (small leaved lime 12-14cm girth, container grown)
17. Portland stone paving, sand-pointed. Paving on 'Cell web' tree root protection system.
18. Hardwood lpe smooth sawn decking. Screws plugged and finished. Decking at existing ground levels - any adjustment in levels to be accommodated in depth of decking base
19. Flamed silver grey granite stone paving, sand-pointed.

20. Front gate set back, opening outwards (refer to dwg A2010_B)
21. Brick gate posts, facing brick to match piers
22. Brick wall in facing brick to match piers, with trellis fence above to match 08.
23. Flamed silver granite stone paving finish (to match driveway)

ALL AS PREVIOUSLY APPROVED

date	rev	revisions
17.06.15	B	Revised front gate location

key plan



notes

DMFK Architects Ltd take no responsibility for dimensions obtained by scaling from this drawing. If no dimension is shown the recipient must ascertain the dimension specifically from the architect or by site measurement and may not rely on the drawing. Supply of the drawing in digital form is solely for convenience and no reliance may be placed on any data in digital form. All data must be checked against hard copy. This drawing is issued for design intent only and should not be used for construction unless stated.

copyright
This drawing is the property of dMFK Architects Ltd. No disclosure or copy of it may be made without the written permission of dMFK Architects Ltd.



DE METZ FORBES KNIGHT ARCHITECTS				
the old library 119 cholmeley gardens london nw6 1aa t 020 7435 1144 f 020 7435 0884 mail info@dmfk.co.uk		drawing title		
project	17 Templewood Avenue			
	NW3 7UY			
client	scale at A1	scale at A3	drawn	date
-	1.100	1.200	JW	JAN 12
	project no.	drawing no.	revision	
	1794	A8000	B	