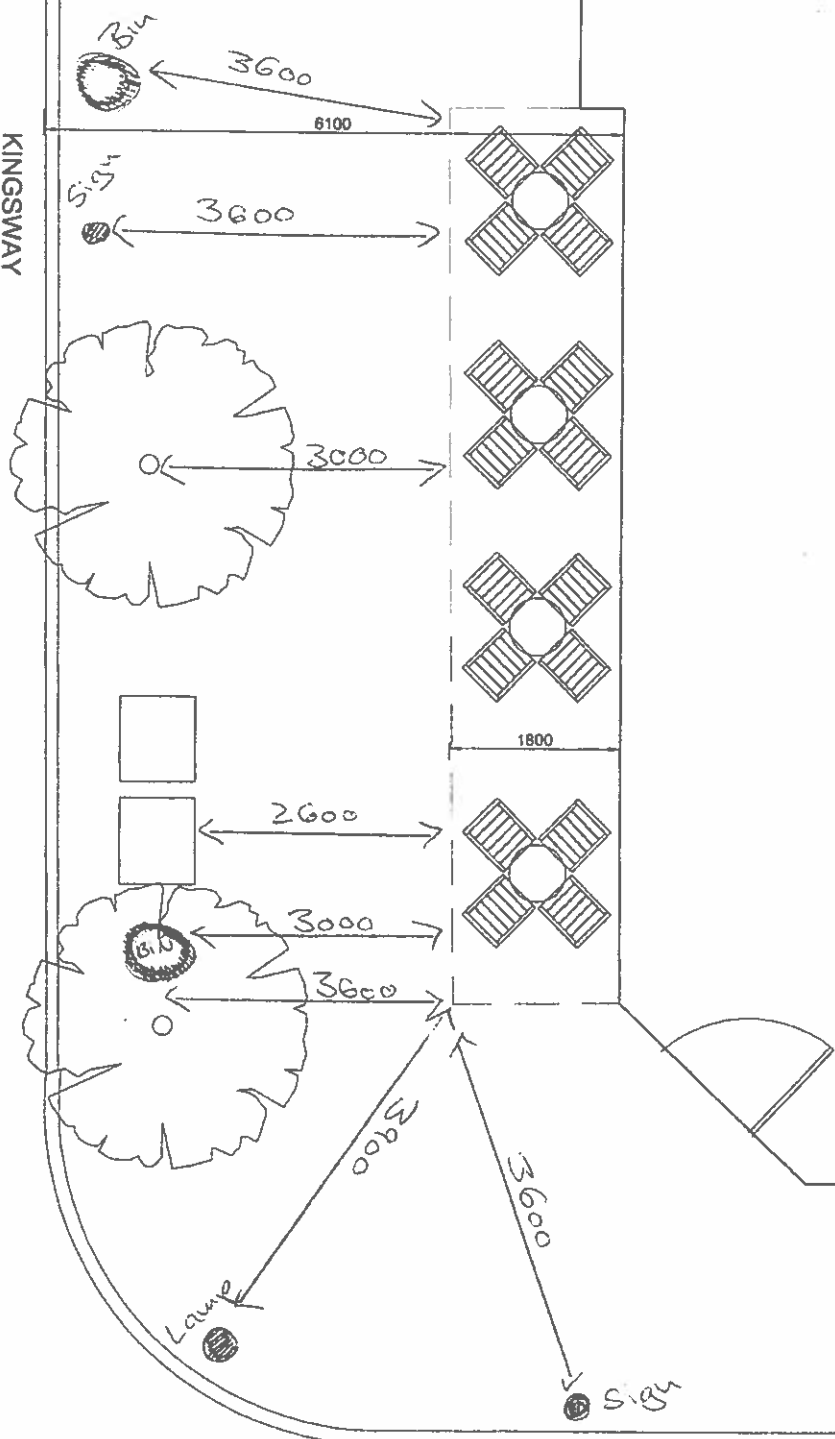




KINGSWAY



Client: **EAT**

Drawing Title: **PROPOSED EXTERNAL SEATING PLAN**

Job Title: **KINGSWAY LONDON**

Drawing Status: _____

Drawn By: _____

Checked By: _____

Scale: **1:50**

Date: **MARCH 11**

Drawing No: **2251-220**

Rev: _____

Revisions

| Rev. | Date | Description |
|------|------|-------------|
| | | |

42 All dimensions and levels to be verified by contractor and substantiated on site prior to construction.

Do not locate from this drawing.

Do not build in conjunction with other drawings and contract.

Considered by order of all relevant authorities and signatory drawings throughout the course of the work. All works to comply to local authority.


Any errors, omissions, discrepancies or omissions to be reported to in-house prior to construction.

Drawings to be design fixated only.

inature
ARCHITECTURE & DESIGN

Unit 6 0202 Eastern House,
Balgate Lane, London SW11 3LD
T: 0207 223 8100
F: 0207 223 8122

© Inature 2011



Eclipse Contract Furniture

Eastbrook Road, Gloucester, GL4 3DB, United Kingdom

Tel: +44 1452 336 520

Fax: +44 1452 336 521

Email: sales@eclipsefurniture.co.uk

9th November, 2012

Rion Armchair (White) – Specification Sheet

Product Code: 005.001W



Cast aluminium chair with arms

Overall size: W52 x D57 x H80 x SH44

Frame, seat, back and legs: Cast aluminium powder coated white.

Materials:


- **Cast aluminium**
- **Plastic foot stoppers**

Dimensions in centimetres: W52 x D57 x H80 x SH44

Weight: 19.7.00kg

Suitable for severe contract use

Suitable for indoor/outdoor use



Eclipse Contract Furniture

Eastbrook Road, Gloucester, GL4 3DB, United Kingdom

Tel: +44 1452 336 520

Fax: +44 1452 336 521

Email: sales@eclipsefurniture.co.uk

9th November, 2012

690mm Diameter Extrema Table Top in SILVER — Specification Sheet



High pressure laminate table top with silver laminate surface.

Overall size: 690mm diameter

Table Top: High pressure laminate

Materials:


- **High pressure, compressed laminate**

Dimensions in centimetres: 69cm diameter

Weight: 6.00 kg

Suitable for severe contract use

Suitable for indoor/outdoor use



Eclipse Contract Furniture

Eastbrook Road, Gloucester, GL4 3DB, United Kingdom

Tel: +44 1452 336 520

Fax: +44 1452 336 521

Email: sales@eclipsefurniture.co.uk

9th November, 2012

Elica Flip Top Table Base – Specification Sheet



Central column base in painted aluminium with flip mechanism.

Materials:

- Plastic folding mechanism
- Cast aluminium pedestal and feet
- Plastic Foot Stoppers

Dimensions in centimetres: W69 x D69 x H72

Weight: 5.09 kg

Suitable for severe contract use

Suitable for indoor/outdoor use

