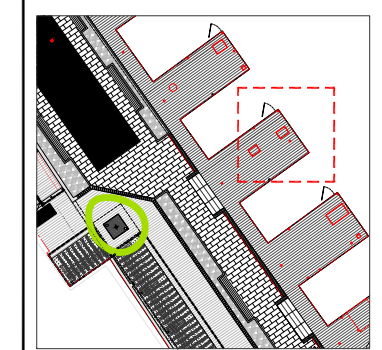
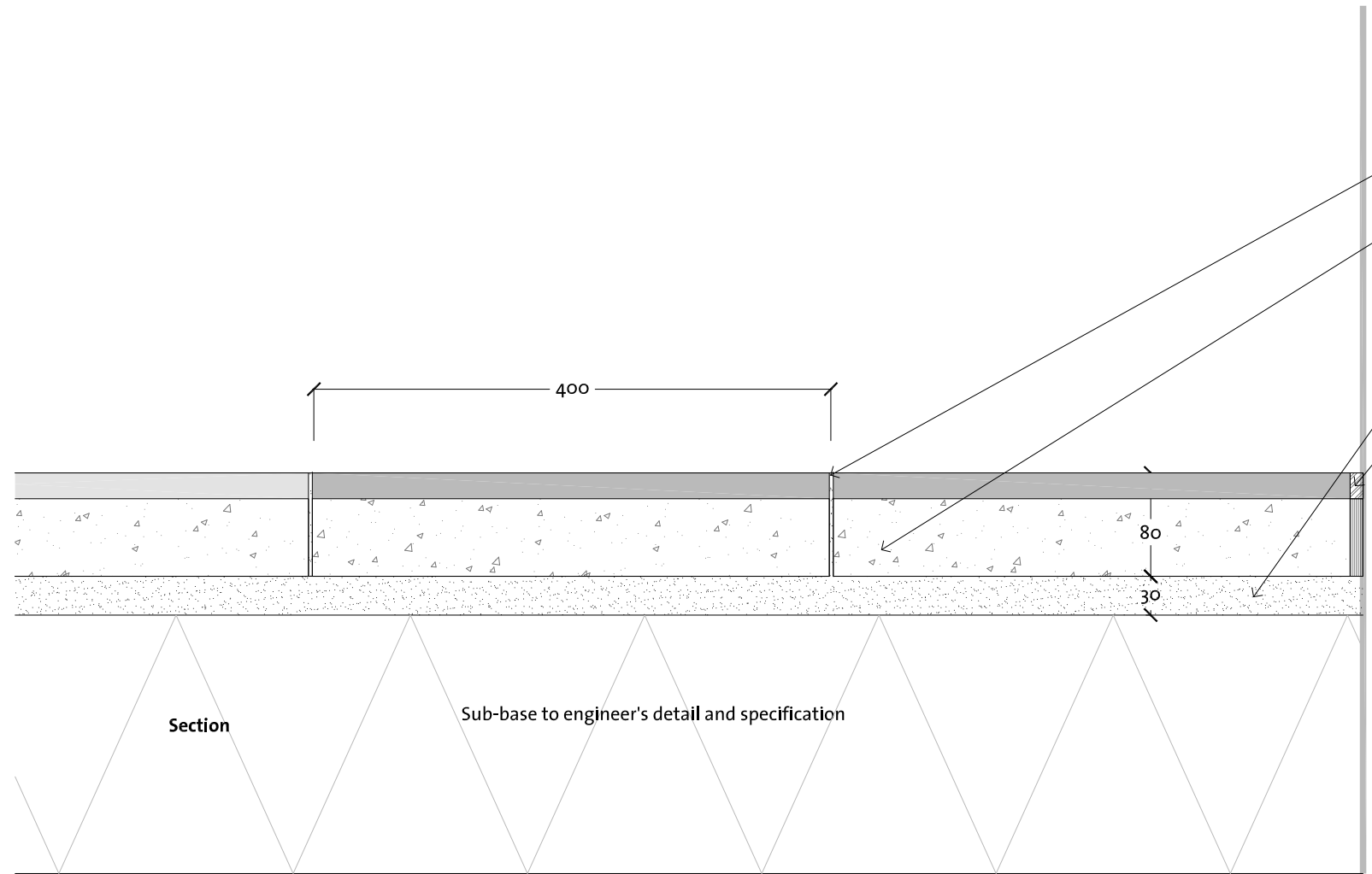


- GENERAL NOTES:
1. ALL DIMENSIONS AND LEVELS SHALL BE CHECKED ON SITE PRIOR TO CONSTRUCTION WORK COMMENCING.
  2. ALL LANDSCAPE DRAWINGS TO BE READ IN CONJUNCTION WITH ALL RELEVANT ENGINEER'S AND ARCHITECT'S DRAWINGS AND SPECIFICATIONS.
  3. ALL DRAWINGS TO BE READ IN CONJUNCTION WITH THE LANDSCAPE SPECIFICATION.
  4. ANY DISCREPANCY CONCERNING THE DRAWINGS SHOULD BE REFERRED TO THE CA IMMEDIATELY.
  5. ALL DIMENSIONS IN MILLIMETRES UNLESS NOTED OTHERWISE
  6. ALL LEVELS IN METRES.
  7. DO NOT SCALE OFF THIS DRAWING.
  8. EXISTING SERVICE ALIGNMENTS SHALL BE CHECKED ON SITE BY THE CONTRACTOR PRIOR TO CONSTRUCTION WORK COMMENCING.



Location Plan - Scale 1:500

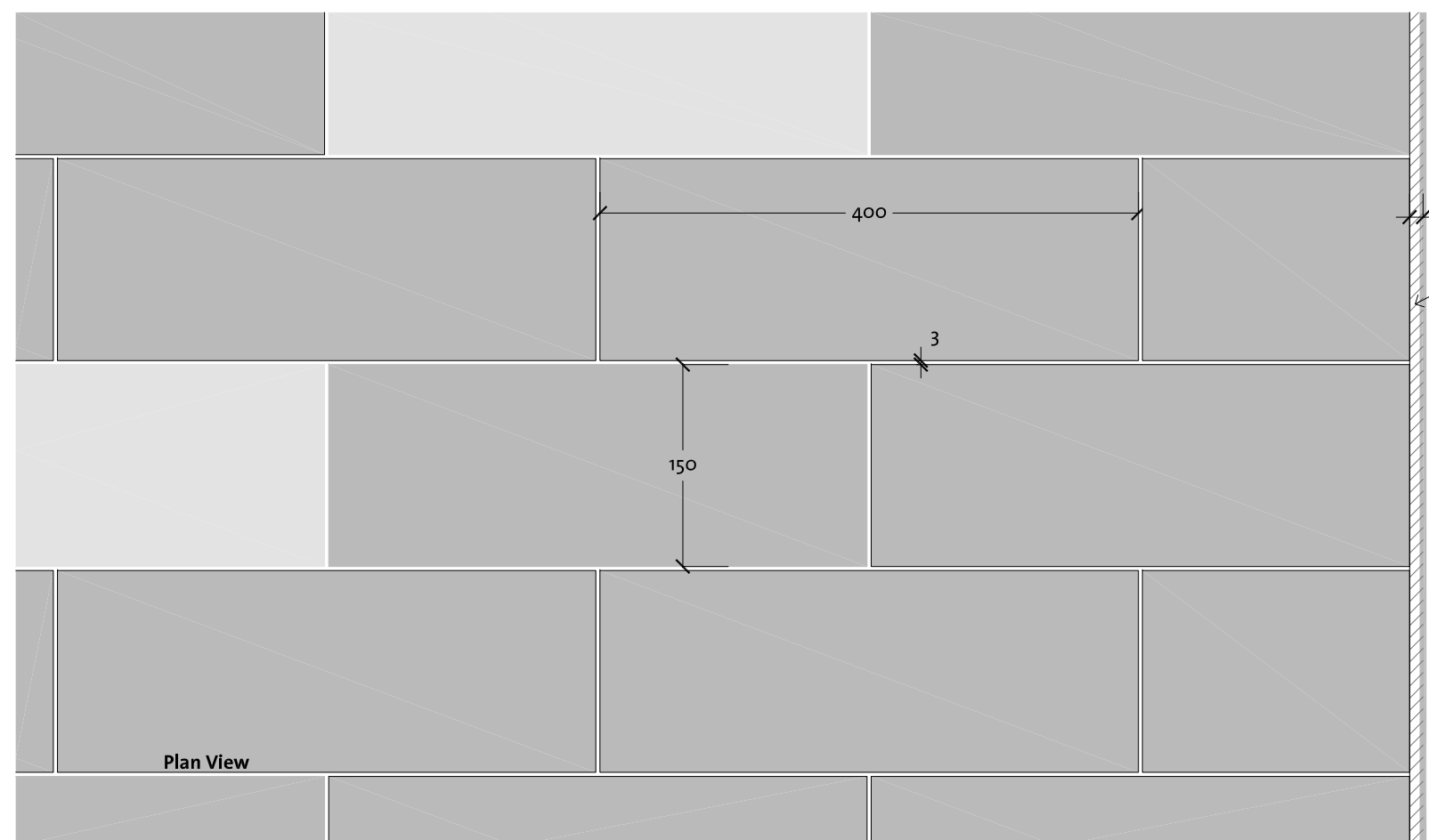


Building Edge

- Nominal 3mm joints filled with polymerised kiln dried sand, colour light grey
- 150mm wide x 400mm long x 80mm depth Kellen paving units laid running bond. Mix of Breccia colour Tagenta E (80%) and Liscio colour Bianco (20%); Q25 120
- 50mm depth sharp bedding sand compacted to nominal 30mm depth
- 10mm wide x 20mm depth Arbosil XL 1099 colour Grey (or equal and approved) polysulphide mastic joint where paving abuts building edge. Pack void behind with Korkpac to make a secure base for the mastic

Section

Sub-base to engineer's detail and specification



Building Edge

- 10mm wide x 20mm depth Arbosil XL 1099 colour Grey (or equal and approved) polysulphide mastic joint

Plan View

Rev	Date	Description	Drawn	Ch'd
01	10/04/2015	Planning Issue	HK	RB
00	27/03/2015	Stage E+ Issue for Comment	HK	RB

**B** | Landscape Architects

—

INFO@BDLANDARCH.COM  
BDLANDARCH.COM  
+44 (0)11684 298 382

—

B|D LANDSCAPE ARCHITECTS LTD  
SUN STREET, TEWKESBURY  
GLOUCESTERSHIRE, GL20 5NX  
REGISTERED IN ENGLAND, NO.6739137

CLIENT	University College London
PROJECT	Campbell House
TITLE	Typical Detail: Building Edge Condition

Status:	Stage E +	Drawn:	HK	Checked:	RB
Scale:	1:10 @ A3	Date:	24.03.2015	Approved:	RB

Drawing & Revision Number:  
BD 0112 DD 308 R01