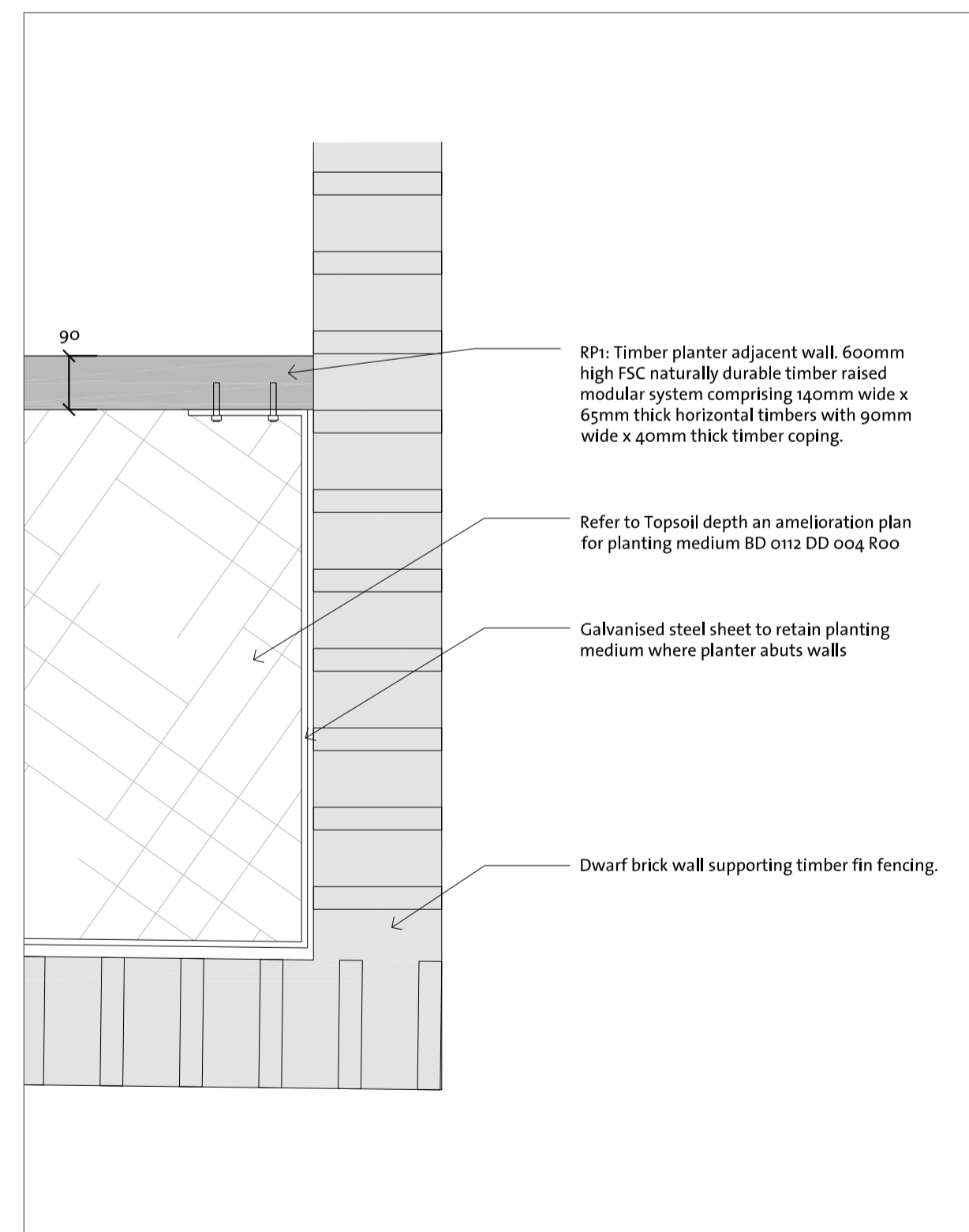
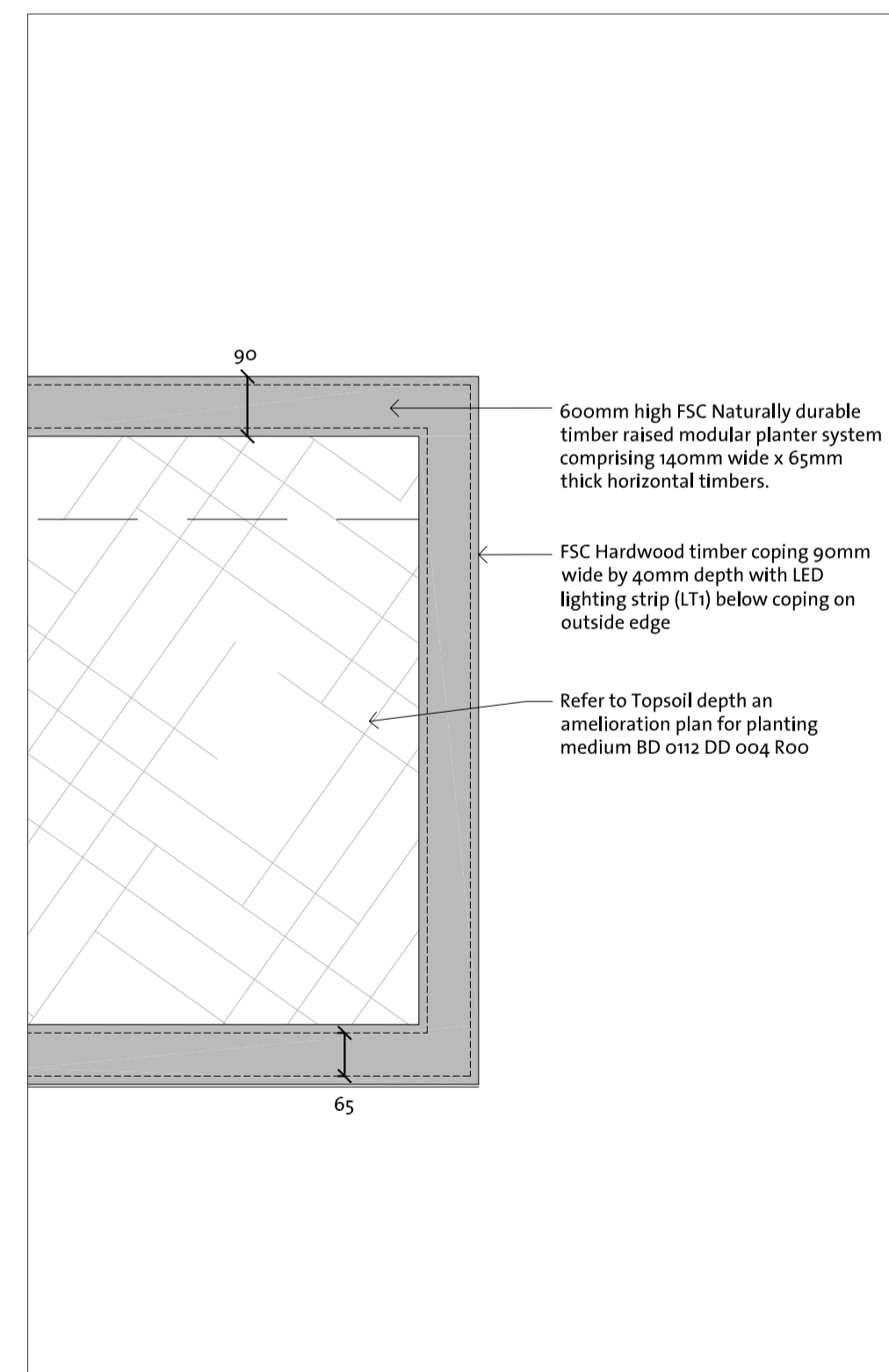


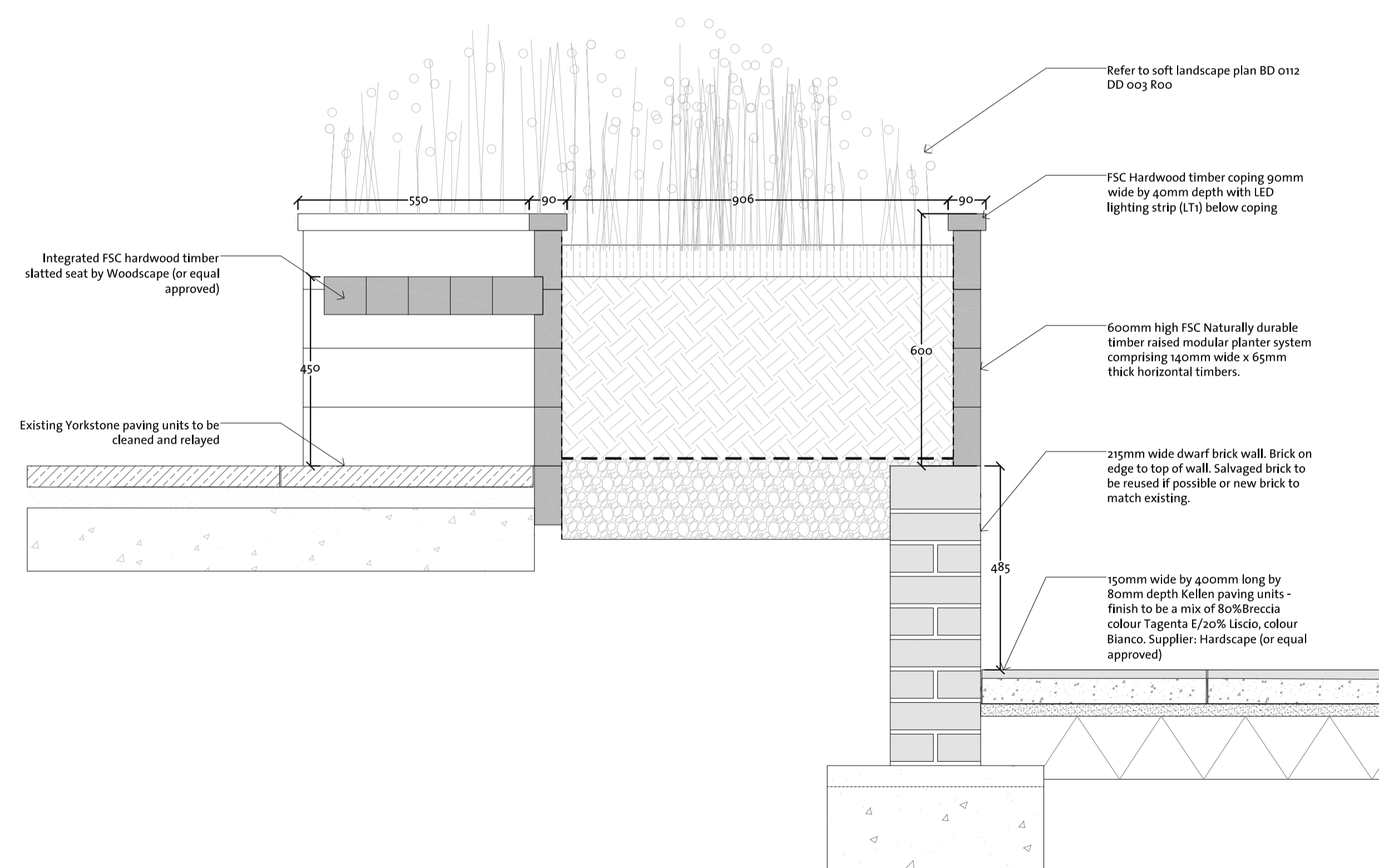
PLAN VIEW - Scale 1:50



Detail A - RP1: Timber planters adjacent walls Scale 1:10



Detail B - RP2: Timber planter Scale 1:10



Detail C - Section through timber planter Scale 1:10

- GENERAL NOTES:
1. ALL DIMENSIONS AND LEVELS SHALL BE CHECKED ON SITE PRIOR TO CONSTRUCTION WORK COMMENCING.
 2. ALL LANDSCAPE DRAWINGS TO BE READ IN CONJUNCTION WITH ALL RELEVANT ENGINEERS AND ARCHITECT'S DRAWINGS AND SPECIFICATIONS.
 3. ALL DRAWINGS TO BE READ IN CONJUNCTION WITH THE LANDSCAPE SPECIFICATION.
 4. ANY DISCREPANCY CONCERNING THE DRAWINGS SHOULD BE REFERRED TO THE CA IMMEDIATELY.
 5. ALL DIMENSIONS IN MILLIMETRES UNLESS NOTED OTHERWISE.
 6. ALL LEVELS IN METRES.
 7. DO NOT SCALE OFF THIS DRAWING.
 8. EXISTING SERVICE ALIGNMENTS SHALL BE CHECKED ON SITE BY THE CONTRACTOR PRIOR TO CONSTRUCTION WORK COMMENCING.

Note:
This Detail shows design intent and is not a workshop construction drawing

Manufacturer for timber planter:-
Woodscape Ltd (or equal and approved)
1 Sett End Road West
Shadsworth Business Park
Blackburn
Lancashire
BB1 2QJ
Contact: Ben Schofield
: 01254 685185
F: 01254 67237
E: ben@woodscape.co.uk

01	10/04/2015	Planning Issue	HK	RB
00	27/03/2015	Stage E+ Issue for comment	TG	RB
Rev	Date	Description	Drawn	Chkd

B | **D** Landscape Architects
 INFO@BDLANDARCH.COM
 BDLANDARCH.COM
 +44 (0) 1684 298 582
 B | D LANDSCAPE ARCHITECTS LTD
 SUN STREET, TEWKESBURY
 GLOS, GLOUCESTERSHIRE, GL20 3NX
 REGISTERED IN ENGLAND, NO.6739137

CLIENT
University College London

PROJECT
Campbell House

TITLE
Typical Detail: Raised Planter (RP1 & RP2)

Status:	Drawn:	Checked:
Stage E+	TG	RB
Scale:	Date:	Approved:
Varies @ A1	27-03-2015	RB

Drawing & Revision Number:
BD 0112 DD 302 R01