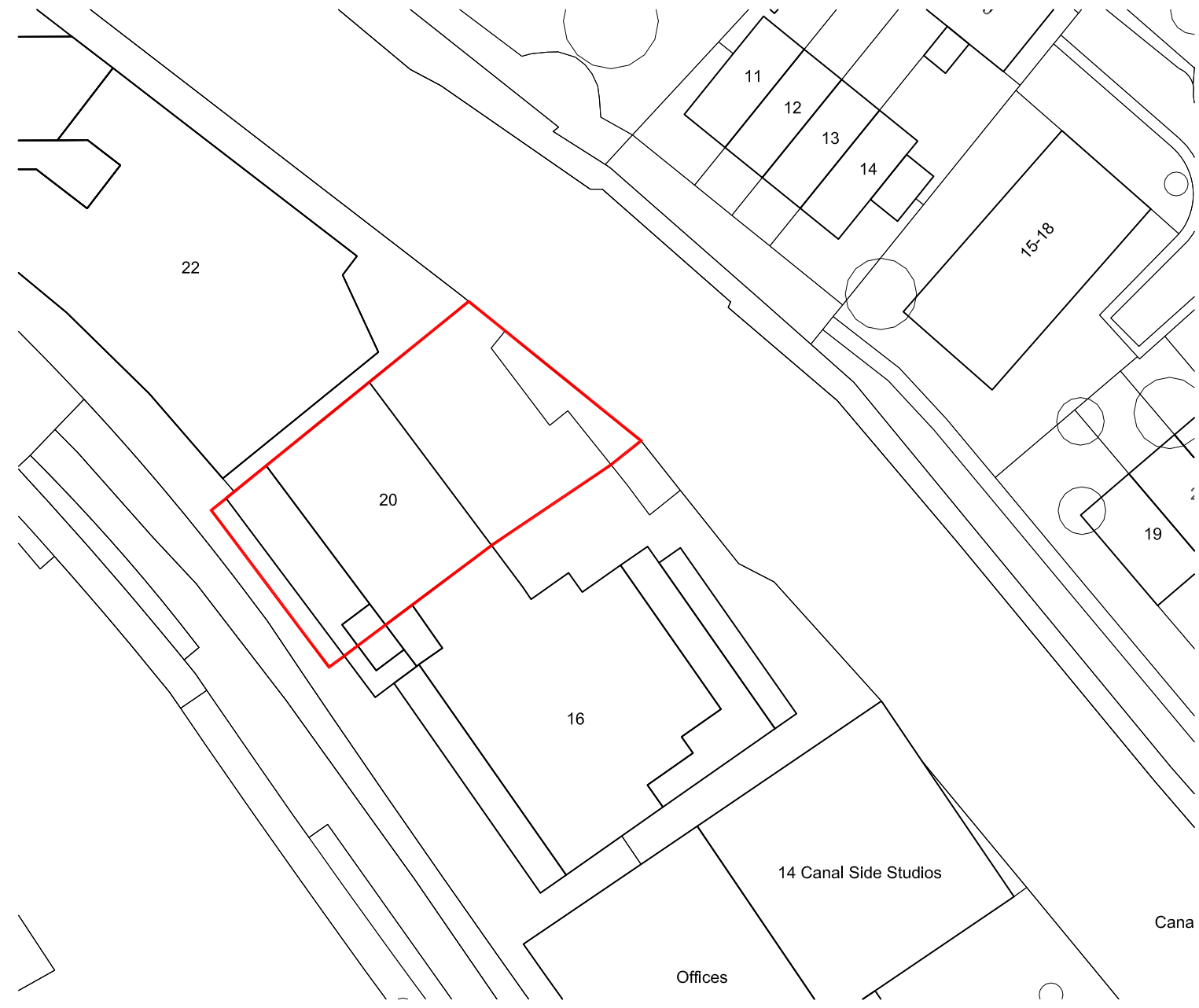
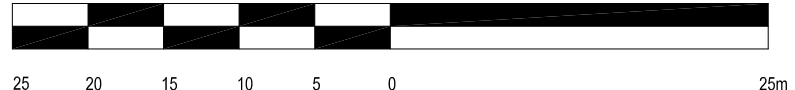
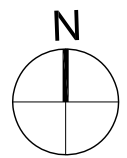




Do not scale off this drawing - All areas and dimensions are approximate and subject to site survey.
© copyright of tasou associates



— SITE BOUNDARY



tasou architects + structural engineers
associates 4 Amwell Street, London, EC1R 1UG T:020 7713 7070 F:020 7713 7071 E:tasou@tasou.co.uk

| | | | |
|-----------|---------------------------------------|------------|------------|
| project | 18-20 St Pancras Way, London, NW1 0QG | | |
| dwg title | SITE PLAN | | |
| job no. | 1517 | dwg no. | OS.02 rev. |
| date | MAY 2015 | scale @ A3 | 1:500 |