

© COPYRIGHT NOTICE
 THE DRAWINGS MAY NOT BE COPIED, IN WHOLE OR IN PART,
 REPRODUCED OR TRANSMITTED IN ANY FORM OR BY ANY
 MEANS, WITHOUT THE WRITTEN CONSENT OF GL HEARN

DO NOT SCALE
 NO DIMENSION SHOULD BE SCALED FROM THE DRAWING.

NOTES :

INFORMATION USED IN ANALYSIS:
 From - Claridge Architects
 Rec - 2/10/2014 - Topo Survey, Existing
 Elevations
 Proposed Scheme Drawings
 Rec. 13/02/2015

PLAN KEY:

- Existing Buildings and Structures
- Room Layout
- Existing Contour
- Proposed Contour
- Area of Loss/Gain
- Building Location on site



20 Soho Square, London, W1D 3QW
 T: +44 (0)20 7681 4900
 F: +44 (0)20 7681 4900

PROJECT:
 Kilburn High Road

CLIENT:
 254 Kilburn High Road
 LLP

DRAWING TITLE:
 Daylight Distribution Contours
 246-248 - Kilburn High Road

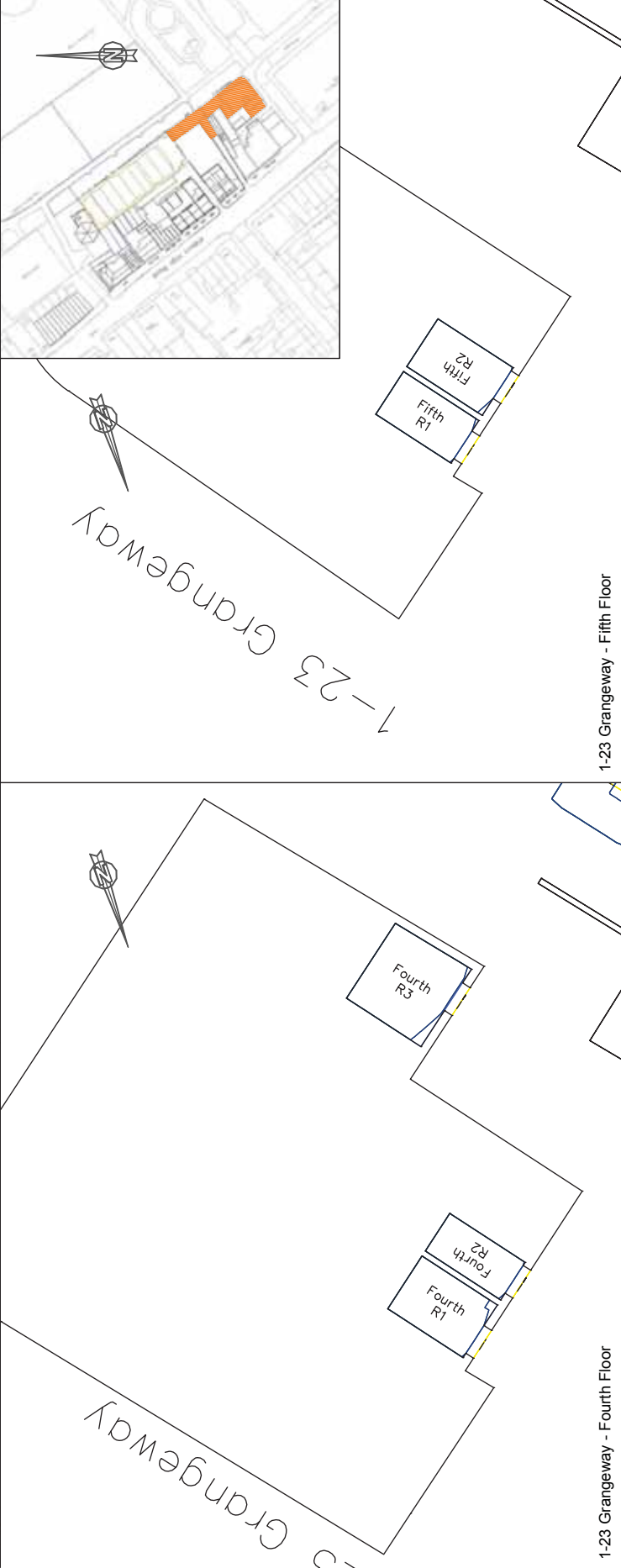
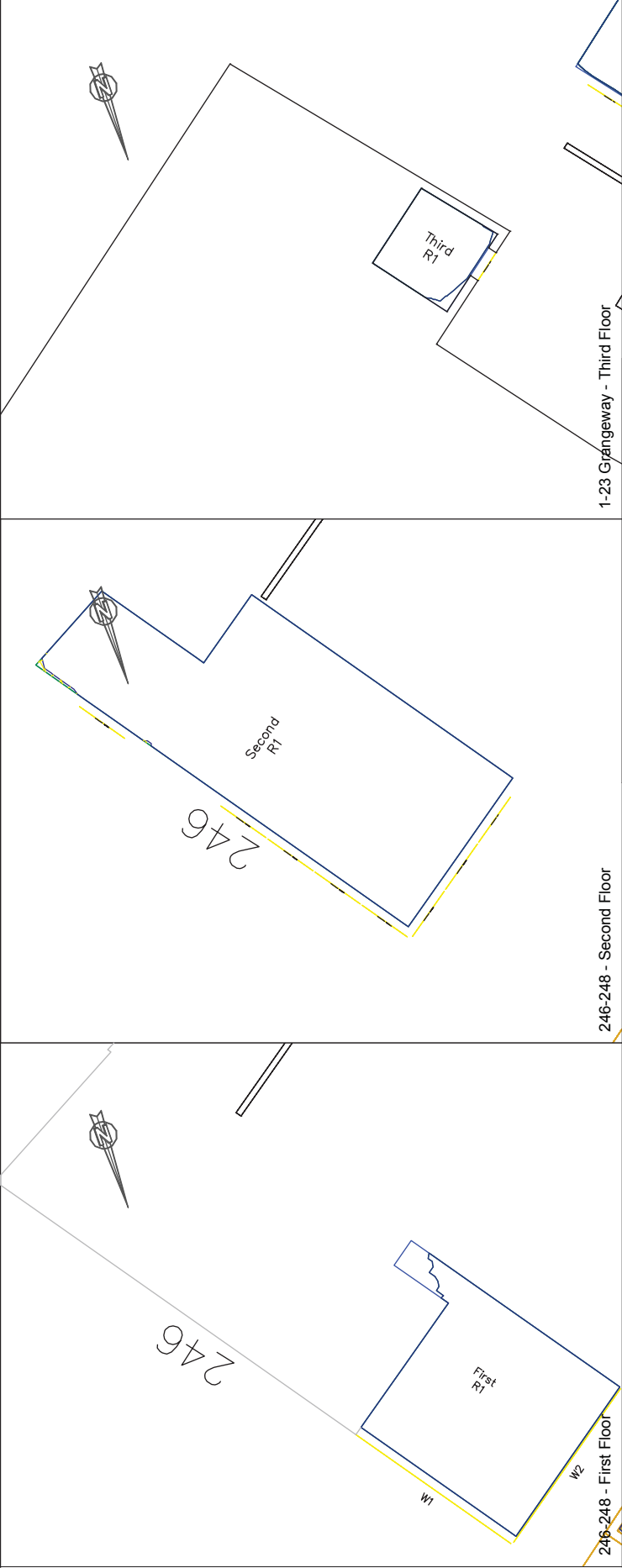
DRAWING NO:
 J031611/26

REVISION:
 -

DATE:
 06/03/15

DRAWN BY:
 TR/LLT

SCALE:
 1:150 @ A3
 (thermal use only)



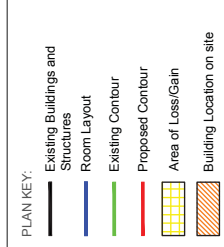
© COPYRIGHT NOTICE
 THE DRAWINGS MAY NOT BE COPIED, IN WHOLE OR IN PART,
 REPRODUCED OR TRANSMITTED IN ANY FORM OR BY ANY
 MEANS, WITHOUT THE WRITTEN CONSENT OF GL HEARN

DO NOT SCALE
 NO DIMENSION SHOULD BE SCALED FROM THE DRAWING.

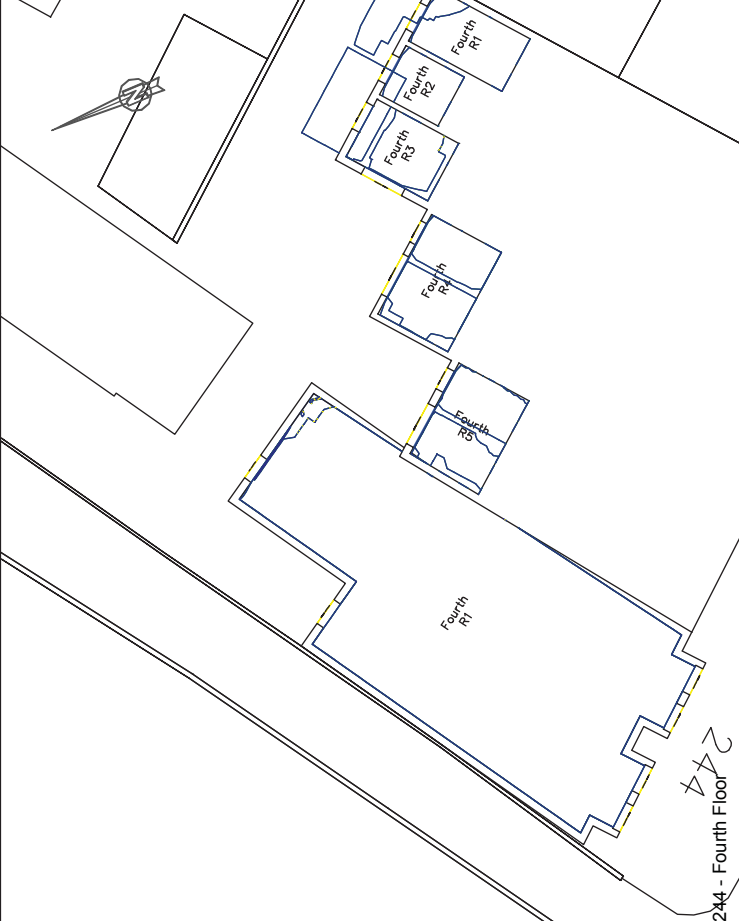
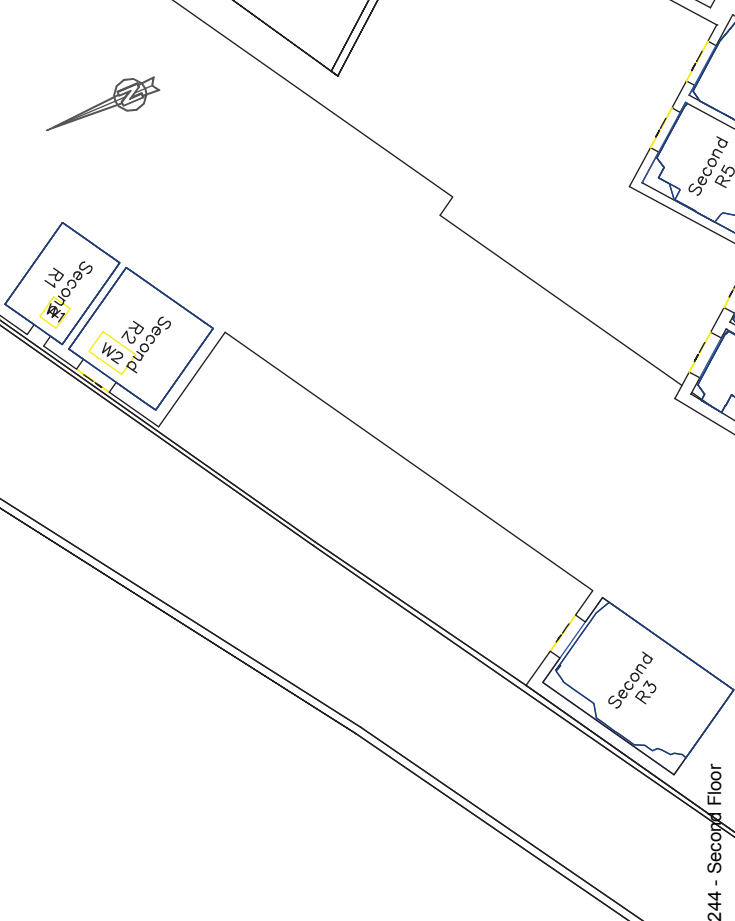
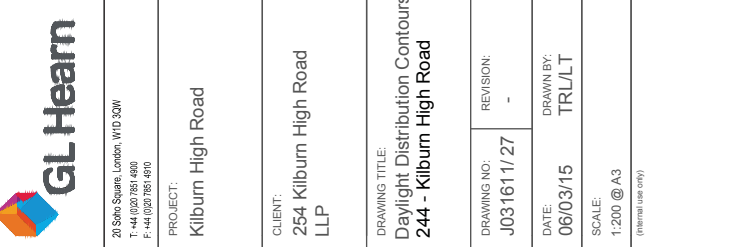
NOTES :

INFORMATION USED IN ANALYSIS:
 From - Claridge Architects
 Rec - 21/03/2014 - Topo Survey, Existing
 Elevations
 Proposed Scheme Drawings
 Rec. 13/02/2015

PLAN KEY:
 Existing Buildings and Structures
 Room Layout
 Existing Contour
 Proposed Contour
 Area of Loss/Gain
 Building Location on site



244 - Third Floor



244 - Second Floor

244 - Fourth Floor

© COPYRIGHT NOTICE
 THE DRAWING IS THE PROPERTY OF GL HEARN
 AND IS NOT TO BE REPRODUCED OR
 COPIED IN ANY MANNER WITHOUT THE
 WRITTEN CONSENT OF GL HEARN

DO NOT SCALE
 NO DIMENSION SHOULD BE SCALED FROM THE DRAWING.

NOTES :

INFORMATION USED IN ANALYSIS:
 From - Claridge Architects
 Rec - 21/03/2014 - Topo Survey, Existing
 Elevations

Proposed Scheme Drawings
 Rec. 13/02/2015

- PLAN KEY:**
- Existing Buildings and Structures
 - Room Layout
 - Existing Contour
 - Proposed Contour
 - Area of Loss/Gain
 - Building Location on site



20 Soho Square, London, W1D 3QW
 T: +44 (0)20 7684 4900
 F: +44 (0)20 7684 4900

PROJECT:
 Kilburn High Road

CLIENT:
 254 Kilburn High Road
 LLP

DRAWING TITLE:
 Daylight Distribution Contours
 268 - Kilburn High Road

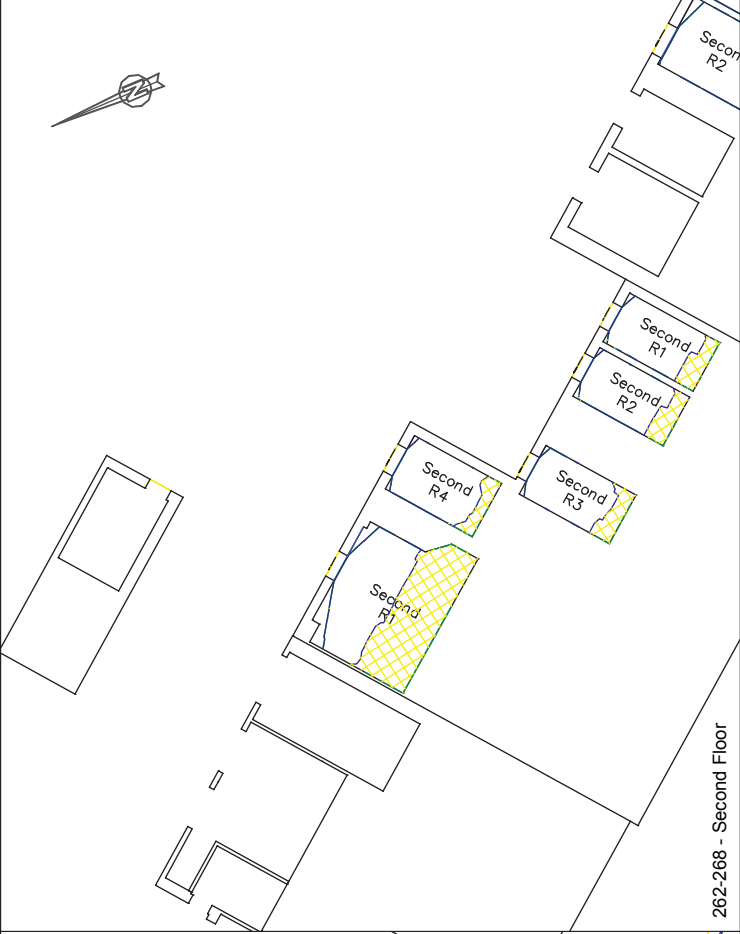
DRAWING NO.:
 J031611/28

REVISION:
 -

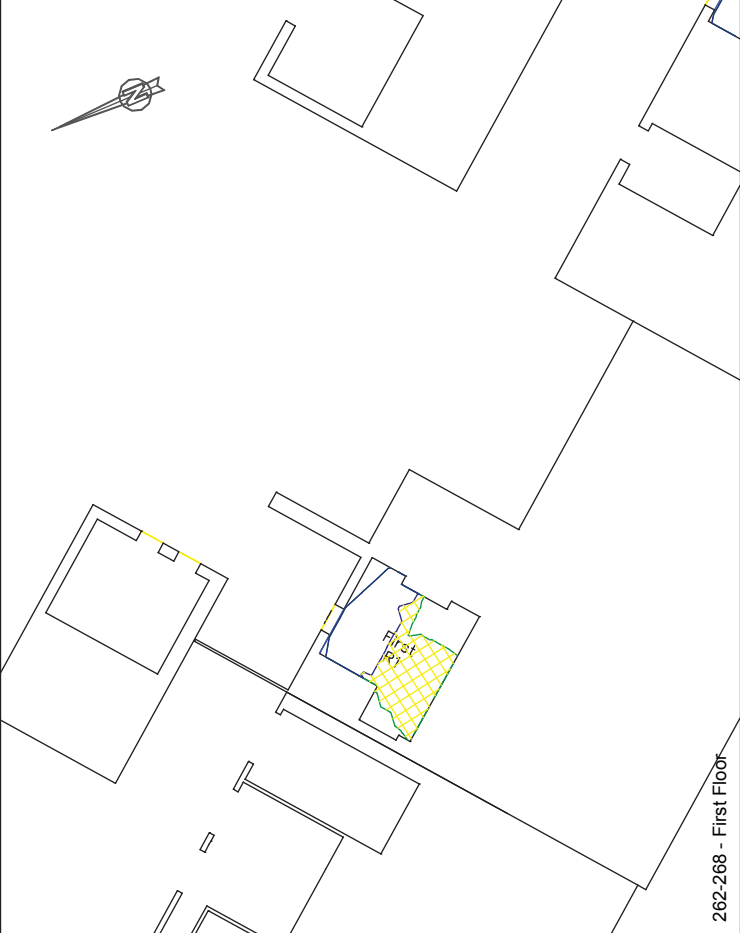
DATE:
 06/03/15

DRAWN BY:
 TR/LT

SCALE:
 1:150 @ A3
 (thermal use only)



262-268 - Second Floor



262-268 - First Floor

© COPYRIGHT NOTICE
 THE DRAWINGS MAY NOT BE COPIED, IN WHOLE OR IN PART,
 REPRODUCED OR TRANSMITTED IN ANY FORM OR BY ANY
 MEANS, WITHOUT THE WRITTEN CONSENT OF GL HEARN

DO NOT SCALE
 NO DIMENSION SHOULD BE SCALED FROM THE DRAWING.

NOTES :

INFORMATION USED IN ANALYSIS:
 From - Claridge Architects
 Rec - 21/03/2014 - Topo Survey, Existing
 Elevations
 Proposed Scheme Drawings
 Rec. 13/02/2015

PLAN KEY:

- Existing Buildings and Structures
- Room Layout
- Existing Contour
- Proposed Contour
- Area of Loss/Gain
- Building Location on site



20 Soho Square, London, W1D 3QW
 T: +44 (0)20 7851 4900
 F: +44 (0)20 7851 4900

PROJECT:
 Kilburn High Road

CLIENT:
 254 Kilburn High Road
 LLP

DRAWING TITLE:
 Daylight Distribution Contours
 270-272 - Kilburn High Road

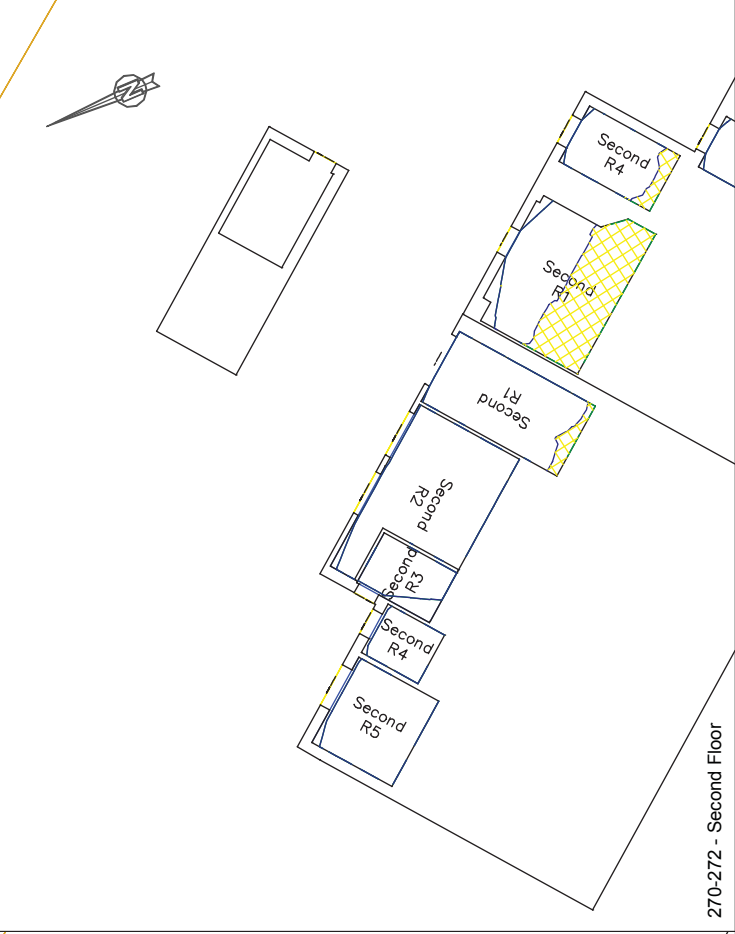
DRAWING NO:
 J031611/29

REVISION:
 -

DATE:
 06/03/15

DRAWN BY:
 TR/LT

SCALE:
 1:150 @ A3
 (thermal use only)



© COPYRIGHT NOTICE
 THE DRAWINGS MAY NOT BE COPIED, IN WHOLE OR IN PART,
 REPRODUCED OR TRANSMITTED IN ANY FORM OR BY ANY
 MEANS, WITHOUT THE WRITTEN CONSENT OF GL HEARN

DO NOT SCALE
 NO DIMENSION SHOULD BE SCALED FROM THE DRAWING.

NOTES :

INFORMATION USED IN ANALYSIS:
 From - Claridge Architects
 Rec - 2/10/2014 - Topo Survey, Existing
 Elevations
 Proposed Scheme Drawings
 Rec. 13/02/2015

- PLAN KEY:
- Existing Buildings and Structures
 - Room Layout
 - Existing Contour
 - Proposed Contour
 - Area of Loss/Gain
 - Building Location on site



20 Soho Square, London, W1D 3QW
 T: +44 (0)20 7684 4900
 F: +44 (0)20 7684 4900

PROJECT:
 Kilburn High Road

CLIENT:
 254 Kilburn High Road
 LLP

DRAWING TITLE:
 Daylight Distribution Contours
 248 - Kilburn High Road
 (Consented Scheme)

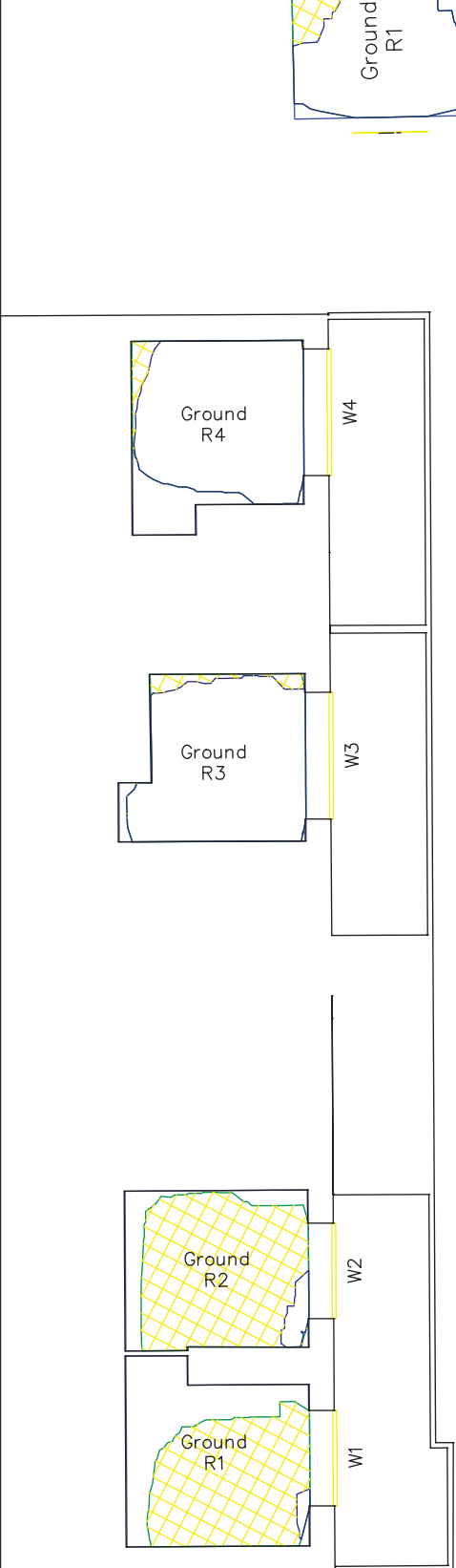
DRAWING NO.:
 J031611/25

REVISION:
 -

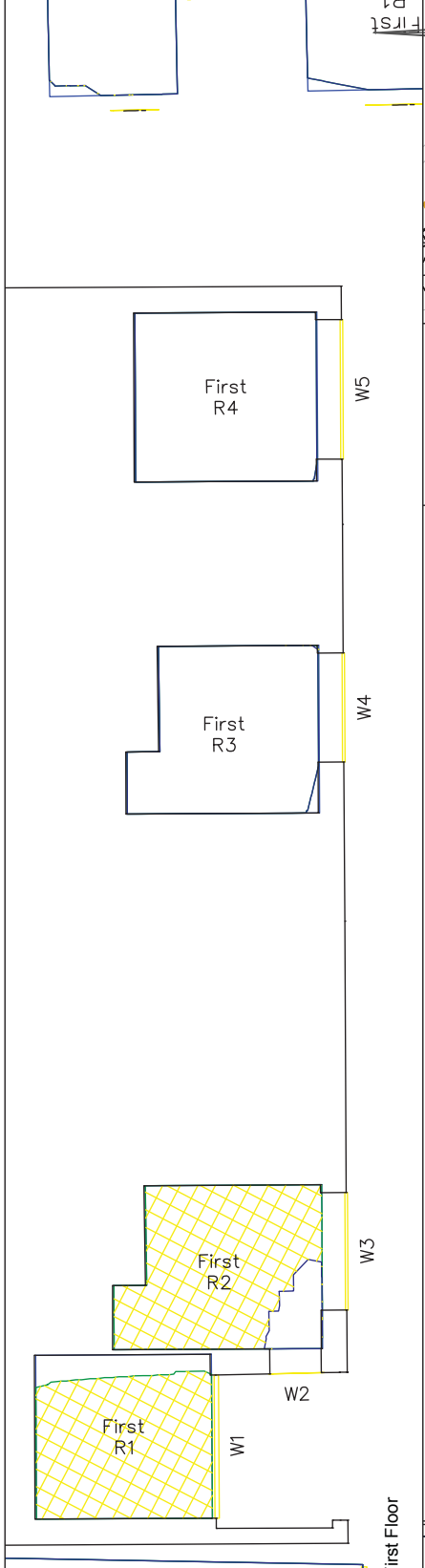
DATE:
 06/03/15

DRAWN BY:
 TR/L/T

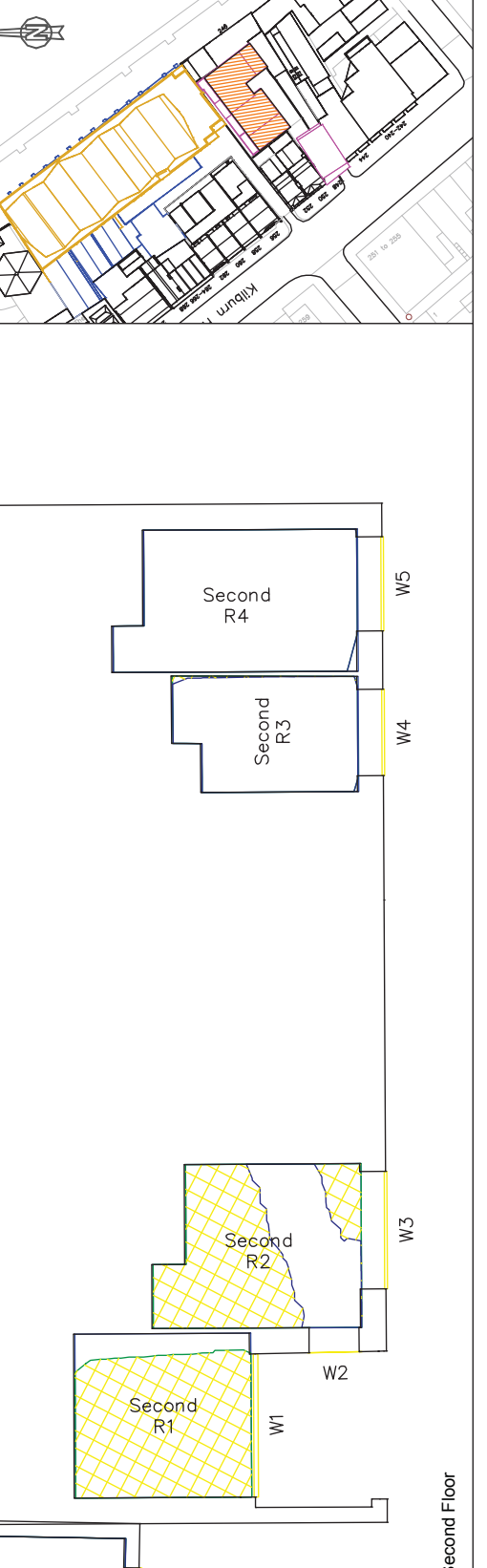
SCALE:
 NTS @ A3
 (thermal use only)



248 Kilburn High Road - Ground Floor



248 Kilburn High Road - First Floor



248 Kilburn High Road - Second Floor



© COPYRIGHT NOTICE
 THE DRAWINGS MAY NOT BE COPIED, IN WHOLE OR IN PART,
 REPRODUCED OR TRANSMITTED IN ANY FORM OR BY ANY
 MEANS, WITHOUT THE WRITTEN CONSENT OF GL HEARN

DO NOT SCALE
 NO DIMENSION SHOULD BE SCALED FROM THE DRAWING.

NOTES :

INFORMATION USED IN ANALYSIS:
 From - Claridge Architects
 Rec - 2/10/2014 - Topo Survey, Existing
 Elevations
 Proposed Scheme Drawings
 Rec. 13/02/2015

PLAN KEY:

- Existing Buildings and Structures
- Room Layout
- Existing Contour
- Proposed Contour
- Area of Loss/Gain
- Building Location on site



20 Soho Square, London, W1D 3QW
 T: +44 (0)20 7681 4900
 F: +44 (0)20 7681 4900

PROJECT:
 Kilburn High Road

CLIENT:
 254 Kilburn High Road
 LLP

DRAWING TITLE:
 Daylight Distribution Contours
 246-248 - Kilburn High Road
 Consented Scenario


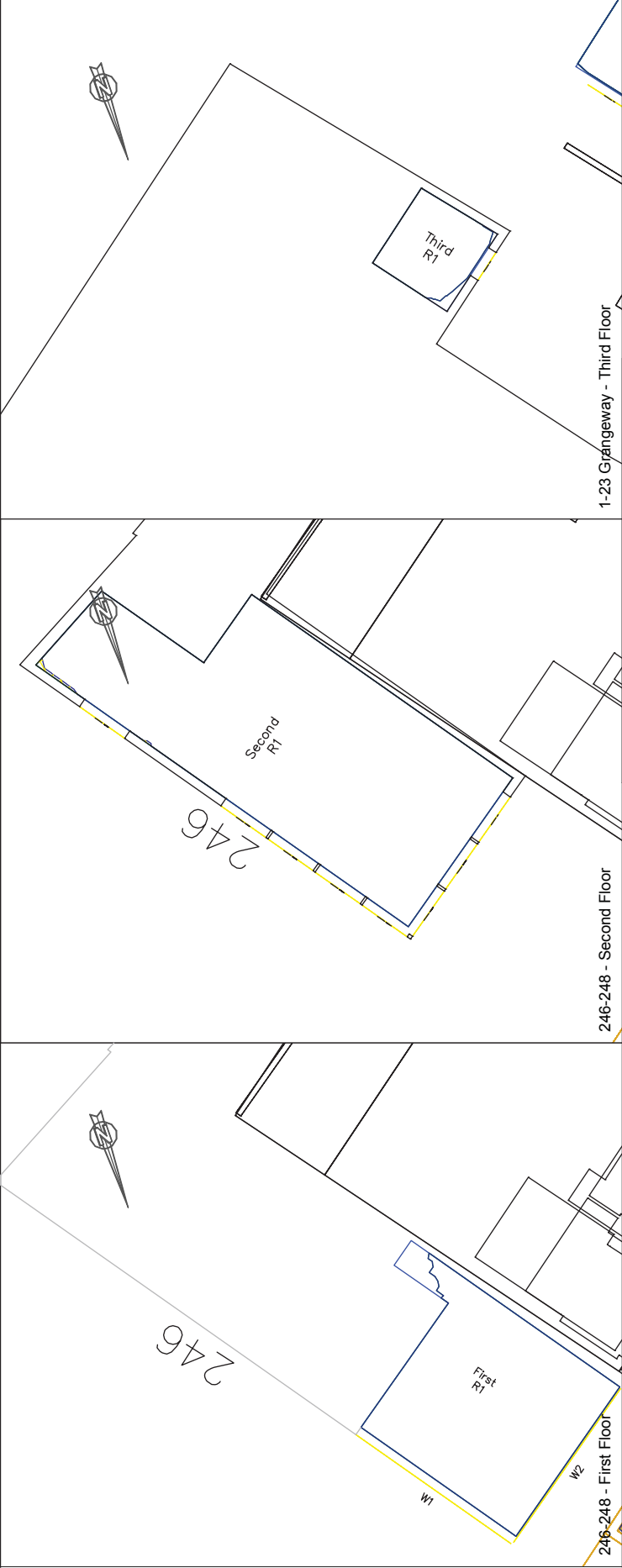
DRAWING NO:
 J031611/30

REVISION:
 -

DATE:
 06/03/15

DRAWN BY:
 TR/LT

SCALE:
 1:150 @ A3
 (thermal use only)



© COPYRIGHT NOTICE
 THE DRAWINGS MAY NOT BE COPIED, IN WHOLE OR IN PART,
 REPRODUCED OR TRANSMITTED IN ANY FORM OR BY ANY
 MEANS, WITHOUT THE WRITTEN CONSENT OF GL HEARN

DO NOT SCALE
 NO DIMENSION SHOULD BE SCALED FROM THE DRAWING.

NOTES :

INFORMATION USED IN ANALYSIS:
 From - Claridge Architects
 Rec - 21/03/2014 - Topo Survey, Existing
 Elevations
 Proposed Scheme Drawings
 Rec. 13/02/2015

PLAN KEY:

- Existing Buildings and Structures
- Room Layout
- Existing Contour
- Proposed Contour
- Area of Loss/Gain
- Building Location on site



20 Soho Square, London, W1D 3QW
 T: +44 (0)20 7681 4900
 F: +44 (0)20 7681 4900

PROJECT:
 Kilburn High Road

CLIENT:
 254 Kilburn High Road
 LLP

DRAWING TITLE:
 Daylight Distribution Contours
 244 - Kilburn High Road
 Consented Scenario

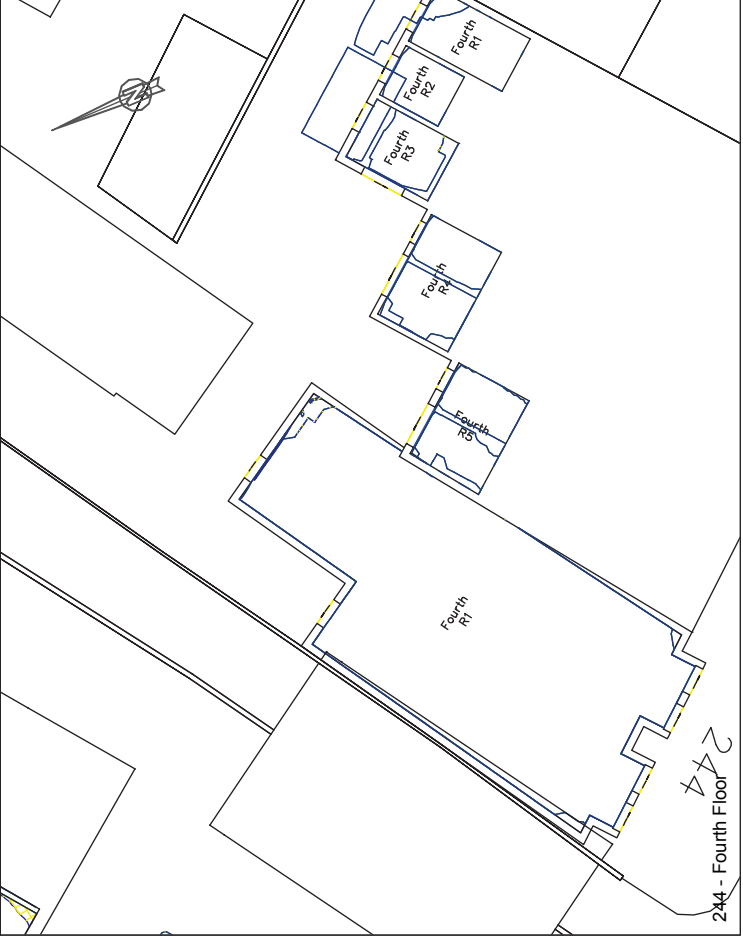
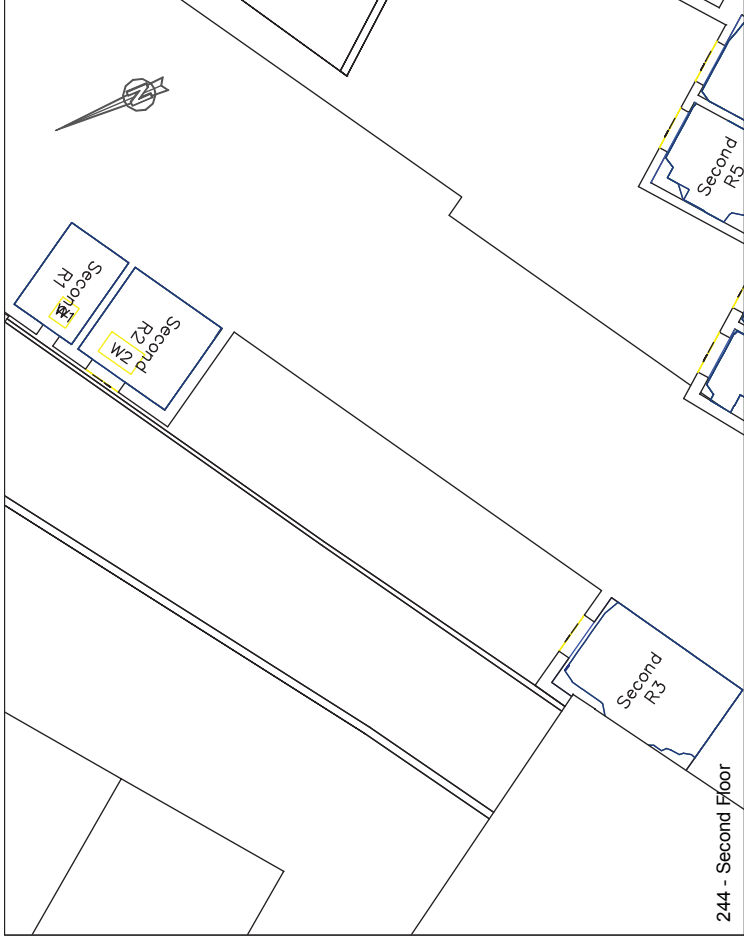
DRAWING NO:
 J031611/31

REVISION:
 -

DATE:
 06/03/15

DRAWN BY:
 TR/LT

SCALE:
 1:200 @ A3
 (internal use only)



© COPYRIGHT NOTICE
 THE DRAWING IS THE PROPERTY OF GL HEARN AND IS NOT TO BE REPRODUCED OR TRANSMITTED IN ANY FORM OR BY ANY MEANS WITHOUT THE WRITTEN CONSENT OF GL HEARN

DO NOT SCALE
 NO DIMENSION SHOULD BE SCALED FROM THIS DRAWING.

NOTES :

INFORMATION USED IN ANALYSIS:
 From - Claridge Architects
 Rec - 21/03/2014 - Topo Survey, Existing Elevations
 Proposed Scheme Drawings
 Rec. 13/02/2015

- PLAN KEY:**
- Existing Buildings and Structures
 - Room Layout
 - Existing Contour
 - Proposed Contour
 - Area of Loss/Gain
 - Building Location on site



20 Soho Square, London, W1D 3QW
 T: +44 (0)20 7651 4900
 F: +44 (0)20 7651 4900

PROJECT:
 Kilburn High Road

CLIENT:
 254 Kilburn High Road
 LLP

DRAWING TITLE:
 Daylight Distribution Contours
 268 - Kilburn High Road
 Consented Scenario

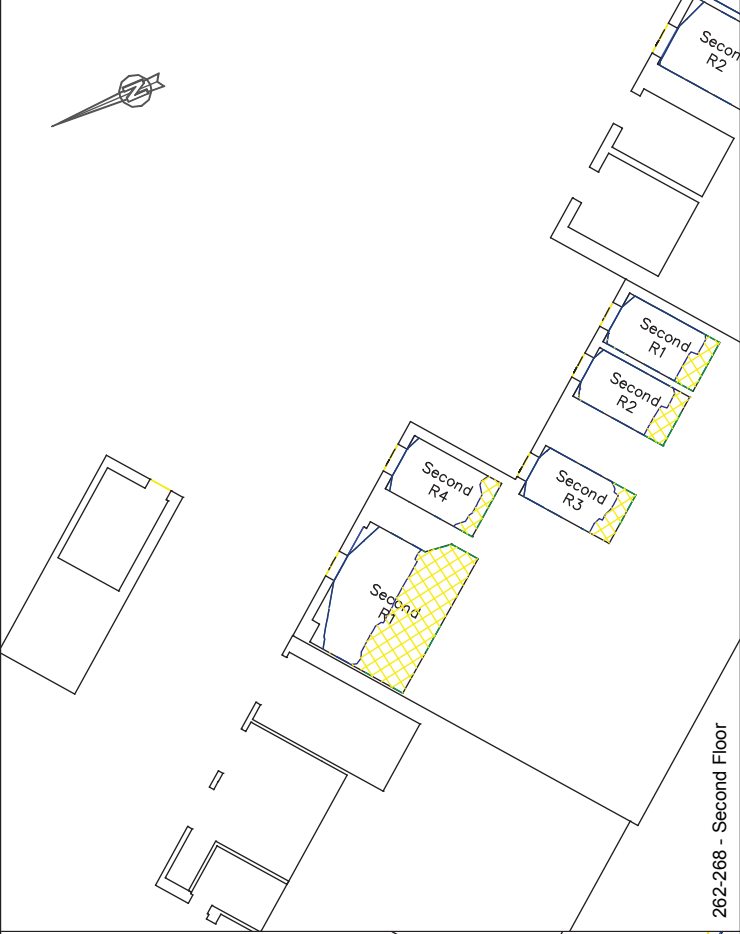
DRAWING NO.:
 J031611/32

REVISION:
 -

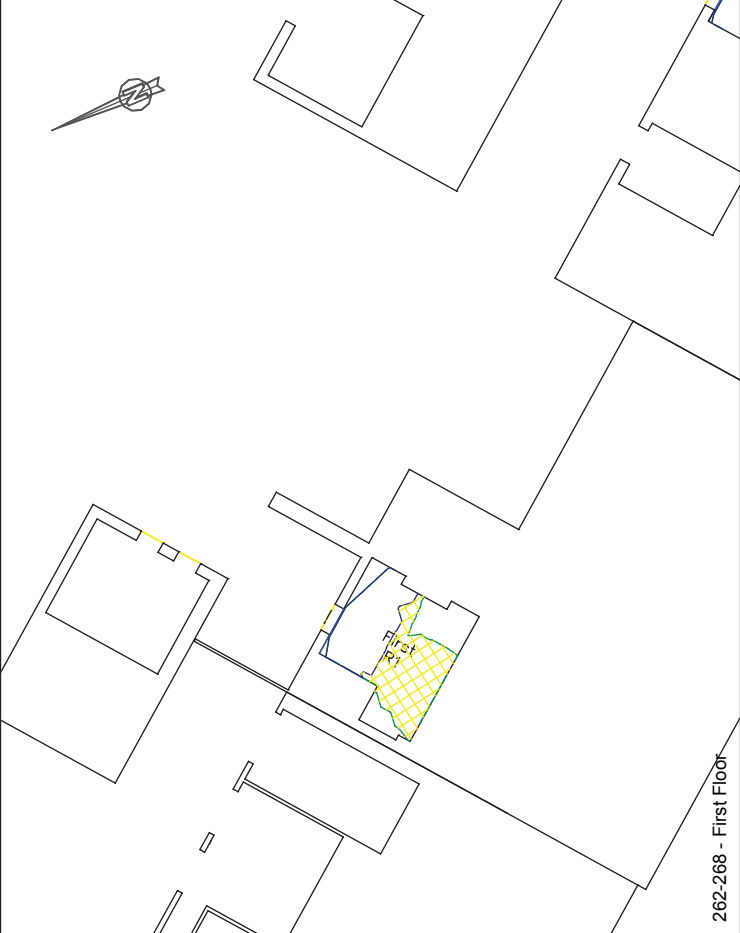
DATE:
 06/03/15

DRAWN BY:
 TR/LT

SCALE:
 1:150 @ A3
 (thermal use only)



262-268 - Second Floor



262-268 - First Floor

© COPYRIGHT NOTICE
 THE DRAWING IS THE PROPERTY OF GL HEARN. IT IS NOT TO BE REPRODUCED OR TRANSMITTED IN ANY FORM OR BY ANY MEANS, WITHOUT THE WRITTEN CONSENT OF GL HEARN.

DO NOT SCALE
 NO DIMENSION SHOULD BE SCALED FROM THIS DRAWING.

NOTES :

INFORMATION USED IN ANALYSIS:
 From - Claridge Architects
 Rec - 21/03/2014 - Topo Survey, Existing Elevations
 Proposed Scheme Drawings
 Rec. 13/02/2015

PLAN KEY:

- Existing Buildings and Structures
- Room Layout
- Existing Contour
- Proposed Contour
- Area of Loss/Gain
- Building Location on site



20 Soho Square, London, W1D 3QW
 T: +44 (0)20 7681 4900
 F: +44 (0)20 7681 4900

PROJECT:
 Kilburn High Road

CLIENT:
 254 Kilburn High Road
 LLP

DRAWING TITLE:
 Daylight Distribution Contours
 270-272 - Kilburn High Road
 Consented Scenario

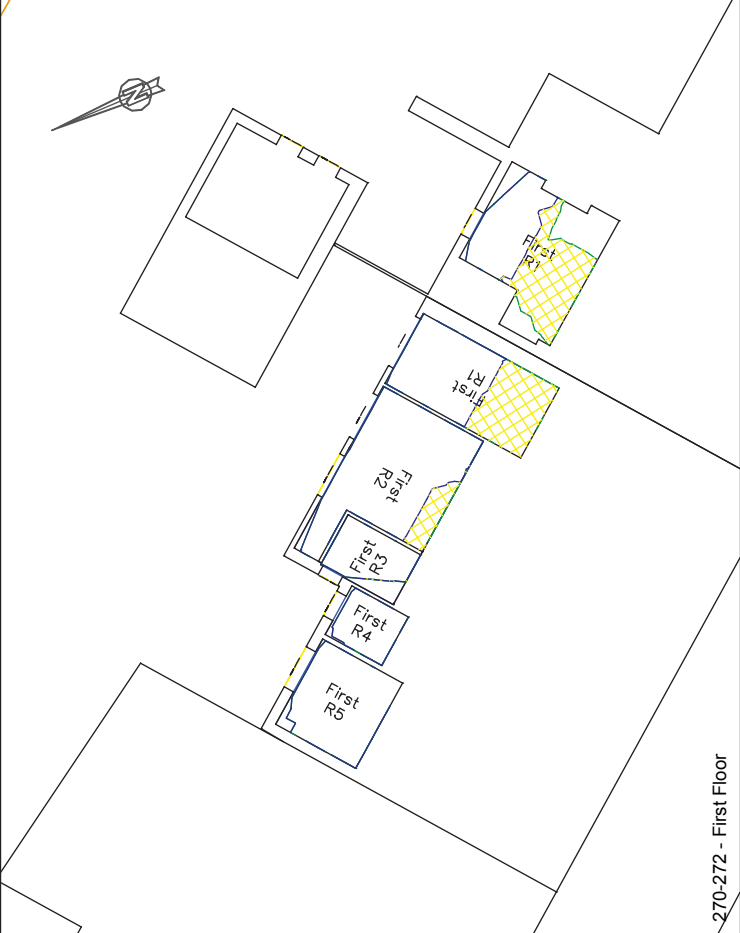
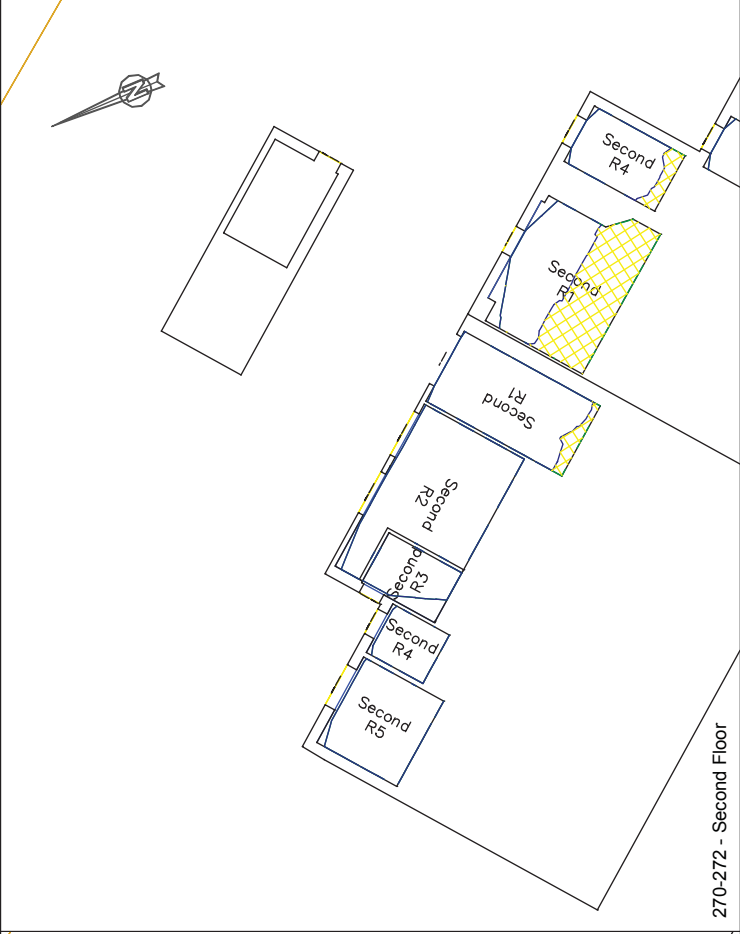
DRAWING NO.:
 J031611/33

REVISION:
 -

DATE:
 06/03/15

DRAWN BY:
 TR/LT

SCALE:
 1:150 @ A3
 (thermal use only)



© COPYRIGHT NOTICE
THE DRAWINGS MAY NOT BE COPIED, IN WHOLE OR IN PART, REPRODUCED OR TRANSMITTED IN ANY FORM OR BY ANY MEANS, WITHOUT THE WRITTEN CONSENT OF GL HEARN

DO NOT SCALE
NO DIMENSION SHOULD BE SCALED FROM THE DRAWING.

NOTES :

INFORMATION USED IN ANALYSIS:
From - Claridge Architects
Rec - 2/10/2014 - Topo Survey, Existing Elevations
Rec - 11/04/2014 - Proposed Model, Elevations and Floorplans

LAND REGISTRY AND PLANNING HISTORY INF :

REVISION :

PLAN KEY:
Existing Buildings and Structures
Proposed Buildings on Site
Amenity Area
Area of Amenity Receiving at least 2hrs of Sunlight

GL Hearn

20 Soho Square, London, W1D 30W
T: +44 (0)20 7851 4900
F: +44 (0)20 7851 4900

PROJECT:
Kilburn High Road

CLIENT:
Aitch Group

DRAWING TITLE:
Overshadowing Analysis for Amenity Space

DRAWING NO:
J031611/25

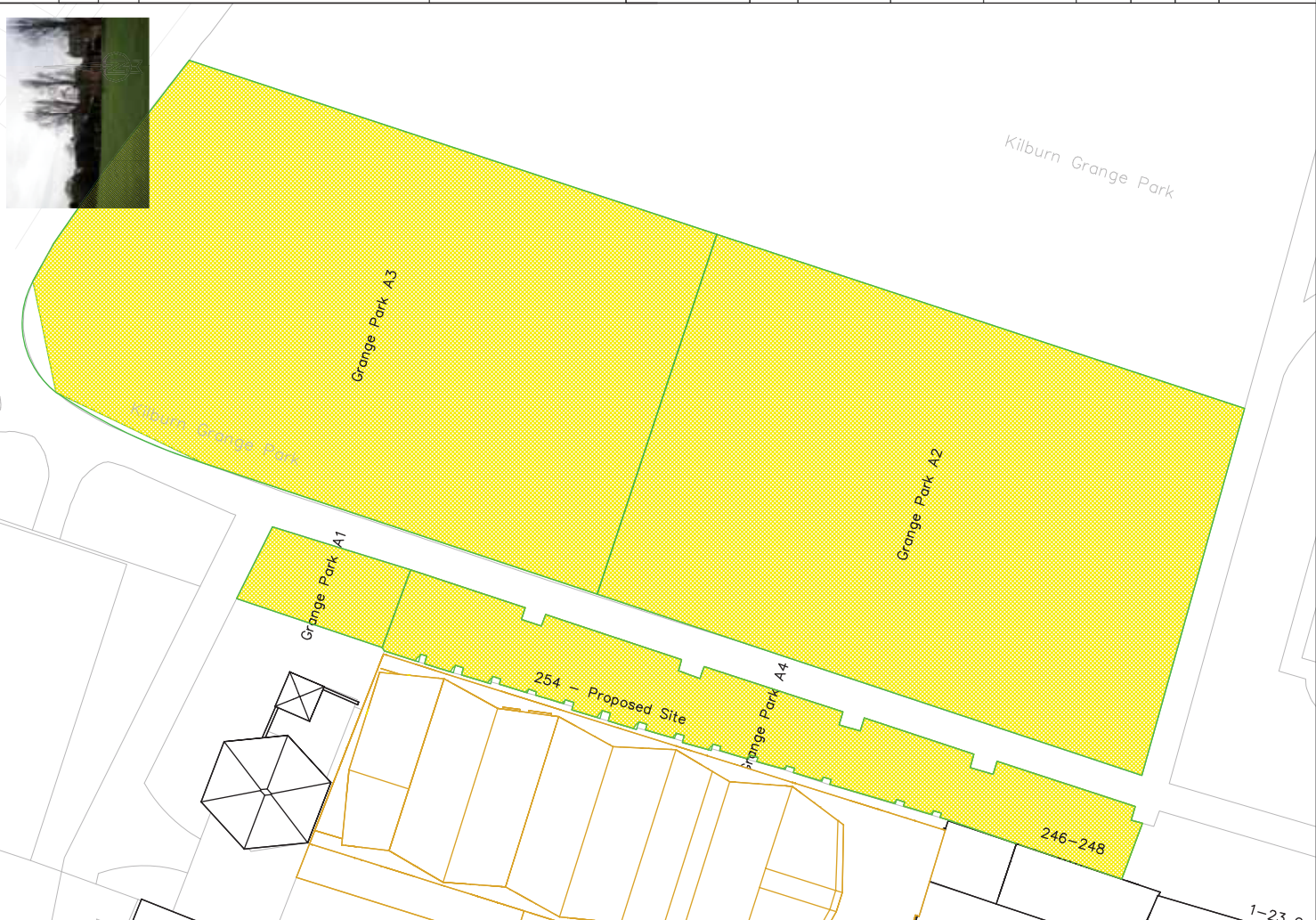
REVISION:

DATE:
10/04/14

DRAWN BY:
DH

SCALE:
1:150 @ A3

(Internal use only)
FILE PATH:
O:\Building Consultancy\Aitch Group\Kilburn High Road\Analysis\2014_04_14_Proposed Drawings DWG



Floor Ref.	Amenity Ref.	Permanent Overshadowing for Amenity Areas		GL Hearn		Pro / Ex
		Amenity Area	Lit Area Existing	Lit Area Proposed	Percentage	
Ground	Grange Park A1	133.49	133.25	133.25	100%	1.00
Ground	Grange Park A2	2369.05	2368.06	2368.06	100%	1.00
Ground	Grange Park A3	2485.23	2484.24	2484.24	100%	1.00
Ground	Grange Park A4	632.74	630.62	631.70	100%	1.00

254 Kilburn High Road (Proposed Site)

APPENDIX B

VERTICAL SKY COMPONENT, ANNUAL PROBABLE SUNLIGHT HOURS AND AVERAGE DAYLIGHT DISTRIBUTION RESULTS SPREADSHEETS FOR SURROUNDING RESIDENTIAL PROPERTIES

254 Kilburn High Road LLP,
Kilburn High Road

Daylight and Sunlight - VSC and Sunlight Results



								Available Sunlight Hours	
Floor Ref.	Room Ref.	Room Use.	Window Ref.		VSC	Pro / Ex	Annual %	Winter %	
246-248 Kilburn High Road									
First	R1	Bedroom	W1	Existing	39.6	100%		*North Facing	
				Proposed	39.6				
First	R1	Bedroom	W2	Existing	11.04	35%		*North Facing	
				Proposed	3.84				
Second	R1	L/D/K	W1	Existing	37.71	60%		*North Facing	
				Proposed	22.56				
Second	R1	L/D/K	W2	Existing	38.07	65%		*North Facing	
				Proposed	24.84				
Second	R1	L/D/K	W3	Existing	38.23	72%		*North Facing	
				Proposed	27.58				
Second	R1	L/D/K	W4	Existing	39.6	100%		*North Facing	
				Proposed	39.6				
Second	R1	L/D/K	W5	Existing	39.6	100%		*North Facing	
				Proposed	39.6				
Second	R1	L/D/K	W6	Existing	39.6	100%		*North Facing	
				Proposed	39.6				
Second	R1	L/D/K	W7	Existing	39.6	100%		*North Facing	
				Proposed	39.6				
Second	R1	L/D/K	W8	Existing	39.59	100%		*North Facing	
				Proposed	39.59				
1-23 Grangeway									
Third	R1	Bedroom	W1	Existing	23.62	100%		*North Facing	
				Proposed	23.52				
Fourth	R3	Bedroom	W3	Existing	29.77	97%		*North Facing	
				Proposed	28.93				
240-242 Kilburn High Road									
First	R1	Unknown	W1	Existing	15.05	100%		*North Facing	
				Proposed	15.05				
First	R2	Unknown	W2	Existing	17.04	100%		*North Facing	
				Proposed	17.04				
First	R2	Unknown	W3	Existing	16.32	100%		*North Facing	
				Proposed	16.32				
First	R3	Unknown	W4	Existing	14.7	99%		*North Facing	
				Proposed	14.48				
First	R4	Unknown	W5	Existing	13.53	98%		*North Facing	
				Proposed	13.32				
First	R5	Unknown	W6	Existing	15.79	98%		*North Facing	
				Proposed	15.51				
First	R6	Unknown	W7	Existing	8.77	100%		*North Facing	
				Proposed	8.77				
First	R7	Unknown	W8	Existing	8.78	100%		*North Facing	
				Proposed	8.78				
Second	R1	Unknown	W1	Existing	22.12	100%		*North Facing	
				Proposed	22.12				
Second	R2	Unknown	W2	Existing	24.22	100%		*North Facing	
				Proposed	24.22				
Second	R2	Unknown	W3	Existing	25.24	100%		*North Facing	
				Proposed	25.24				
Second	R3	Unknown	W4	Existing	19.54	99%		*North Facing	
				Proposed	19.3				
Second	R4	Unknown	W5	Existing	16.43	99%		*North Facing	
				Proposed	16.22				

254 Kilburn High Road LLP,
Kilburn High Road

Daylight and Sunlight - VSC and Sunlight Results



								Available Sunlight Hours	
Floor Ref.	Room Ref.	Room Use.	Window Ref.		VSC	Pro / Ex	Annual %	Winter %	
Second	R5	Unknown	W6	Existing	21.48	99%	*North Facing		
				Proposed	21.17				
Second	R6	Unknown	W7	Existing	11.9	100%	*North Facing		
				Proposed	11.9				
Second	R7	Unknown	W8	Existing	11.34	100%	*North Facing		
				Proposed	11.34				
Third	R1	Lounge	W1	Existing	29.21	99%	*North Facing		
				Proposed	28.96				
Third	R2	Bedroom	W2	Existing	31.29	99%	*North Facing		
				Proposed	30.98				
Third	R2	Bedroom	W3	Existing	35.21	97%	*North Facing		
				Proposed	34.08				
Third	R3	Bedroom	W4	Existing	16.41	93%	*North Facing		
				Proposed	15.3				
Third	R4	Unknown	W5	Existing	8.9	95%	*North Facing		
				Proposed	8.43				
Third	R5	Unknown	W6	Existing	20.25	97%	*North Facing		
				Proposed	19.72				
Third	R6	Unknown	W7	Existing	8.3	100%	*North Facing		
				Proposed	8.3				
Third	R7	Unknown	W8	Existing	12.4	100%	*North Facing		
				Proposed	12.4				
Fourth	R1	Lounge	W1	Existing	36.37	100%	*North Facing		
				Proposed	36.22				
Fourth	R2	Bedroom	W2	Existing	36.61	100%	*North Facing		
				Proposed	36.44				
Fourth	R3	Bedroom	W3	Existing	36.99	99%	*North Facing		
				Proposed	36.79				
Fourth	R3	Bedroom	W4	Existing	35.06	98%	*North Facing		
				Proposed	34.4				
Fourth	R4	Lounge	W5	Existing	28.11	99%	*North Facing		
				Proposed	27.81				
Fourth	R4	Lounge	W6	Existing	36.31	99%	*North Facing		
				Proposed	36.01				
Fourth	R5	Lounge	W7	Existing	27.03	98%	*North Facing		
				Proposed	26.6				
Fourth	R5	Lounge	W8	Existing	36.56	99%	*North Facing		
				Proposed	36.13				
244 Kilburn High Road									
Second	R2	Bedroom	W2	Existing	29.39	88%	*North Facing		
				Proposed	25.78				
Second	R2	Bedroom	W3	Existing	28.66	85%	*North Facing		
				Proposed	24.41				
Second	R3	Bedroom	W4	Existing	20.95	92%	*North Facing		
				Proposed	19.29				
Third	R1	Bedroom	W1	Existing	38.72	93%	*North Facing		
				Proposed	36.05				
Third	R1	Bedroom	W2	Existing	38.63	93%	*North Facing		
				Proposed	36.05				
Third	R1	Bedroom	W3	Existing	34.62	92%	*North Facing		
				Proposed	31.87				

254 Kilburn High Road LLP,
Kilburn High Road

Daylight and Sunlight - VSC and Sunlight Results



								Available Sunlight Hours	
Floor Ref.	Room Ref.	Room Use.	Window Ref.		VSC	Pro / Ex	Annual %	Winter %	
Third	R3	Bedroom	W5	Existing	24.34	94%	*North Facing		
				Proposed	22.91				
Fourth	R1	L/D/K	W1	Existing	36.63	98%	*North Facing		
				Proposed	35.91				
Fourth	R1	L/D/K	W2	Existing	30.28	97%	*North Facing		
				Proposed	29.26				
Fourth	R1	L/D/K	W3	Existing	34.66	100%	48	19	
				Proposed	34.66		48	19	
Fourth	R1	L/D/K	W4	Existing	38.7	100%	55	19	
				Proposed	38.7		55	19	
Fourth	R1	L/D/K	W5	Existing	39.46	100%	55	19	
				Proposed	39.46		55	19	
Fourth	R1	L/D/K	W6	Existing	39.54	100%	55	19	
				Proposed	39.54		55	19	
250 Kilburn High Road									
First	R1	Unknown	W1	Existing	26.62	85%	*North Facing		
				Proposed	22.53				
First	R1	Unknown	W2	Existing	5.85	75%	*North Facing		
				Proposed	4.4				
First	R1	Unknown	W3	Existing	3.01	85%	*North Facing		
				Proposed	2.56				
Second	R1	Unknown	W1	Existing	36.57	89%	*North Facing		
				Proposed	32.43				
Second	R2	Unknown	W2	Existing	22.56	90%	*North Facing		
				Proposed	20.2				
Second	R2	Unknown	W3	Existing	18.59	90%	*North Facing		
				Proposed	16.76				
Second	R3	Unknown	W4	Existing	21.61	90%	*North Facing		
				Proposed	19.51				
Third	R1	Unknown	W1	Existing	38.66	92%	*North Facing		
				Proposed	35.73				
Third	R2	Unknown	W2	Existing	29.54	91%	*North Facing		
				Proposed	27				
Third	R3	Unknown	W3	Existing	31.63	90%	*North Facing		
				Proposed	28.61				
252 Kilburn High Road									
Ground	R1	Unknown	W1	Existing	17.86	78%	*North Facing		
				Proposed	14.01				
Ground	R2	Unknown	W2	Existing	5.57	100%	*North Facing		
				Proposed	5.55				
First	R1	Unknown	W1	Existing	33.96	78%	*North Facing		
				Proposed	26.54				
First	R2	Unknown	W2	Existing	11.29	99%	*North Facing		
				Proposed	11.15				
Second	R1	Unknown	W1	Existing	37.72	80%	*North Facing		
				Proposed	30.27				

254 Kilburn High Road LLP,
Kilburn High Road

Daylight and Sunlight - VSC and Sunlight Results



								Available Sunlight Hours	
Floor Ref.	Room Ref.	Room Use.	Window Ref.		VSC	Pro / Ex	Annual %	Winter %	
Second	R2	Unknown	W2	Existing	19.82	99%	*North Facing		
				Proposed	19.69				
Third	R1	Unknown	W1	Existing	37.06	0.909876	*North Facing		
				Proposed	33.72				
Third	R3	Unknown	W3	Existing	38.34	0.900104	*North Facing		
				Proposed	34.51				
256 Kilburn High Road									
First	R2	L/D/K	W3	Existing	24	98%	35	5	
				Proposed	23.6				35
First	R3	Bedroom	W4	Existing	30.67	80%	*North Facing		
				Proposed	24.66				
First	R3	Bedroom	W5	Existing	30.37	82%	*North Facing		
				Proposed	25.04				
Second	R1	Bedroom	W1	Existing	37.82	79%	*North Facing		
				Proposed	29.97				
Second	R1	Bedroom	W2	Existing	38.37	78%	*North Facing		
				Proposed	29.83				
Third	R1	Bedroom	W1	Existing	39.23	86%	*North Facing		
				Proposed	33.91				
258 Kilburn High Road									
First	R1	Unknown	W1	Existing	29.46	73%	*North Facing		
				Proposed	21.38				
First	R2	Unknown	W2	Existing	35	70%	*North Facing		
				Proposed	24.36				
Second	R1	Unknown	W1	Existing	38.54	73%	*North Facing		
				Proposed	27.95				
Second	R2	Unknown	W2	Existing	38.88	73%	*North Facing		
				Proposed	28.33				
Third	R2	Unknown	W2	Existing	39.27	82%	*North Facing		
				Proposed	32.24				
260 Kilburn High Road									
First	R1	Bedroom	W1	Existing	35.03	31%	*North Facing		
				Proposed	10.79				
First	R2	Bedroom	W2	Existing	34.71	29%	*North Facing		
				Proposed	10.15				
First	R3	Unknown	W3	Existing	33.94	71%	*North Facing		
				Proposed	24.18				
Second	R1	Unknown	W1	Existing	39	72%	*North Facing		
				Proposed	27.93				
Second	R2	Unknown	W2	Existing	38.86	68%	*North Facing		
				Proposed	26.39				
Third	R1	Unknown	W1	Existing	39.3	81%	*North Facing		
				Proposed	31.76				

254 Kilburn High Road LLP,
Kilburn High Road

Daylight and Sunlight - VSC and Sunlight Results



								Available Sunlight Hours	
Floor Ref.	Room Ref.	Room Use.	Window Ref.	VSC	Pro / Ex	Annual %	Winter %		
262 Kilburn High Road									
First	R1	Unknown	W1	Existing	34.56	28%	*North Facing		
				Proposed	9.67				
First	R2	Unknown	W2	Existing	25.72	84%	*North Facing		
				Proposed	21.7				
Second	R1	Unknown	W1	Existing	38.93	0.673003	*North Facing		
				Proposed	26.2				
Second	R2	Unknown	W2	Existing	39.16	0.691522	*North Facing		
				Proposed	27.08				
Third	R2	Unknown	W2	Existing	39.37	0.795276	*North Facing		
				Proposed	31.31				
268 Kilburn High Road									
First	R1	LKD	W1	Existing	28.67	69%	*North Facing		
				Proposed	19.78				
Second	R1	LKD	W1	Existing	37.54	64%	*North Facing		
				Proposed	23.93				
270-272 Kilburn High Road									
First	R2	Unknown	W2	Existing	34.37	69%	*North Facing		
				Proposed	23.68				
First	R2	Unknown	W3	Existing	35.78	67%	*North Facing		
				Proposed	23.98				
First	R3	Unknown	W4	Existing	19.06	92%	*North Facing		
				Proposed	17.58				
First	R4	Unknown	W5	Existing	25.26	69%	*North Facing		
				Proposed	17.41				
First	R5	Unknown	W6	Existing	34.22	67%	*North Facing		
				Proposed	23.02				
First	R6	Unknown	W1	Existing	32.67	71%	*North Facing		
				Proposed	23.25				
First	R6	Unknown	W2	Existing	34.37	69%	*North Facing		
				Proposed	23.68				
Second	R2	Unknown	W2	Existing	39.42	70%	*North Facing		
				Proposed	27.48				
Second	R2	Unknown	W3	Existing	39.43	70%	*North Facing		
				Proposed	27.7				
Second	R3	Unknown	W4	Existing	24.11	95%	*North Facing		
				Proposed	22.96				
Second	R4	Unknown	W5	Existing	28.21	79%	*North Facing		
				Proposed	22.2				
Second	R5	Unknown	W6	Existing	38.28	76%	*North Facing		
				Proposed	29.2				
Second	R6	Unknown	W1	Existing	39.39	68%	*North Facing		
				Proposed	26.84				

254 Kilburn High Road LLP,
Kilburn High Road

Daylight and Sunlight - VSC and Sunlight Results



								Available Sunlight Hours	
Floor Ref.	Room Ref.	Room Use.	Window Ref.	VSC	Pro / Ex	Annual %	Winter %		
274 Kilburn High Road									
First	R1	Unknown	W1	Existing	38.86	80%	*North Facing		
				Proposed	31.09				
First	R2	Unknown	W2	Existing	36.55	82%	*North Facing		
				Proposed	29.9				
First	R3	Unknown	W3	Existing	34.5	81%	*North Facing		
				Proposed	28.1				
First	R4	Unknown	W4	Existing	21.26	79%	34	6	
				Proposed	16.79		25	4	
Second	R1	Unknown	W1	Existing	35.99	93%	58	19	
				Proposed	33.52		56	18	
Second	R2	Unknown	W2	Existing	39.45	86%	*North Facing		
				Proposed	33.75				
Second	R3	Unknown	W3	Existing	39.53	88%	*North Facing		
				Proposed	34.71				
Second	R4	Unknown	W4	Existing	39.53	89%	*North Facing		
				Proposed	35.05				

254 Kilburn High Road LLP,
Kilburn High RoadDaylight and Sunlight - VSC and Sunlight Results -
Consented Scenario

Available Sunlight Hours							
Floor Ref.	Room Ref.	Room Use.	Window Ref.	VSC	Pro / Ex	Annual %	Winter %
246-248 Kilburn High Road							
First	R1	Bedroom	W1	Existing	39.6	100%	*North Facing
				Proposed	39.6		
First	R1	Bedroom	W2	Existing	11.03	35%	*North Facing
				Proposed	3.83		
Second	R1	L/D/K	W1	Existing	27.12	0.63	*North Facing
				Proposed	17.18		
Second	R1	L/D/K	W2	Existing	32.64	0.67	*North Facing
				Proposed	21.81		
Second	R1	L/D/K	W3	Existing	35.54	0.73	*North Facing
				Proposed	25.89		
Second	R1	L/D/K	W4	Existing	39.6	1.00	*North Facing
				Proposed	39.6		
Second	R1	L/D/K	W5	Existing	39.6	1.00	*North Facing
				Proposed	39.6		
Second	R1	L/D/K	W6	Existing	39.6	1.00	*North Facing
				Proposed	39.6		
Second	R1	L/D/K	W7	Existing	39.6	1.00	*North Facing
				Proposed	39.6		
Second	R1	L/D/K	W8	Existing	39.59	1.00	*North Facing
				Proposed	39.59		
248 Kilburn High Road, Consented Scheme							
Ground	R1	Bedroom	W1	Existing	7.06	0.15	*North Facing
				Proposed	1.03		
Ground	R2	Bedroom	W2	Existing	11.83	0.10	*North Facing
				Proposed	1.16		
Ground	R3	Bedroom	W3	Existing	17.59	0.58	*North Facing
				Proposed	10.25		
Ground	R4	Bedroom	W4	Existing	15.29	0.74	*North Facing
				Proposed	11.25		
First	R1	Bedroom	W1	Existing	1.02	0.00	*North Facing
				Proposed	0		
First	R2	Bedroom	W2	Existing	0	0.00	*North Facing
				Proposed	0		
First	R2	Bedroom	W3	Existing	26.61	0.10	*North Facing
				Proposed	2.58		
First	R3	Bedroom	W4	Existing	32.86	0.58	*North Facing
				Proposed	19.12		
First	R4	Bedroom	W5	Existing	29.62	0.70	*North Facing
				Proposed	20.8		
Second	R1	Bedroom	W1	Existing	1.16	0.00	*North Facing
				Proposed	0		
Second	R2	Bedroom	W2	Existing	1.98	0.11	*North Facing
				Proposed	0.22		
Second	R2	Bedroom	W3	Existing	33.02	0.12	*North Facing
				Proposed	3.83		
Second	R3	Bedroom	W4	Existing	36.22	0.58	*North Facing
				Proposed	20.83		
Second	R4	Bedroom	W5	Existing	35.93	0.67	*North Facing
				Proposed	24.13		

254 Kilburn High Road LLP,
Kilburn High RoadDaylight and Sunlight - VSC and Sunlight Results -
Consented Scenario

								Available Sunlight Hours	
Floor Ref.	Room Ref.	Room Use.	Window Ref.		VSC	Pro / Ex	Annual %	Winter %	
1-23 Grangeway									
Third	R1	Bedroom	W1	Existing	23.62	1.00		*North Facing	
				Proposed	23.52				
Fourth	R3	Bedroom	W3	Existing	29.28	0.98		*North Facing	
				Proposed	28.82				
240-242 Kilburn High Road									
First	R1	Unknown	W1	Existing	15.05	1.00		*North Facing	
				Proposed	15.05				
First	R2	Unknown	W2	Existing	17.04	1.00		*North Facing	
				Proposed	17.04				
First	R2	Unknown	W3	Existing	16.32	1.00		*North Facing	
				Proposed	16.32				
First	R3	Unknown	W4	Existing	14.59	0.99		*North Facing	
				Proposed	14.47				
First	R4	Unknown	W5	Existing	13.46	0.99		*North Facing	
				Proposed	13.32				
First	R5	Unknown	W6	Existing	15.67	0.99		*North Facing	
				Proposed	15.51				
First	R6	Unknown	W7	Existing	8.77	1.00		*North Facing	
				Proposed	8.77				
First	R7	Unknown	W8	Existing	8.78	1.00		*North Facing	
				Proposed	8.78				
Second	R1	Unknown	W1	Existing	22.12	1.00		*North Facing	
				Proposed	22.12				
Second	R2	Unknown	W2	Existing	24.22	1.00		*North Facing	
				Proposed	24.22				
Second	R2	Unknown	W3	Existing	25.24	1.00		*North Facing	
				Proposed	25.24				
Second	R3	Unknown	W4	Existing	19.53	0.99		*North Facing	
				Proposed	19.3				
Second	R4	Unknown	W5	Existing	16.41	0.99		*North Facing	
				Proposed	16.22				
Second	R5	Unknown	W6	Existing	21.4	0.99		*North Facing	
				Proposed	21.17				
Second	R6	Unknown	W7	Existing	11.9	1.00		*North Facing	
				Proposed	11.9				
Second	R7	Unknown	W8	Existing	11.34	1.00		*North Facing	
				Proposed	11.34				
Third	R1	Lounge	W1	Existing	29.02	1.00		*North Facing	
				Proposed	28.91				
Third	R2	Bedroom	W2	Existing	31.03	1.00		*North Facing	
				Proposed	30.9				
Third	R2	Bedroom	W3	Existing	34.58	0.98		*North Facing	
				Proposed	33.93				
Third	R3	Bedroom	W4	Existing	15.85	0.96		*North Facing	
				Proposed	15.15				
Third	R4	Unknown	W5	Existing	8.53	0.97		*North Facing	
				Proposed	8.27				
Third	R5	Unknown	W6	Existing	19.81	0.99		*North Facing	
				Proposed	19.53				
Third	R6	Unknown	W7	Existing	8.29	1.00		*North Facing	
				Proposed	8.29				
Third	R7	Unknown	W8	Existing	12.4	1.00		*North Facing	
				Proposed	12.4				

254 Kilburn High Road LLP,
Kilburn High RoadDaylight and Sunlight - VSC and Sunlight Results -
Consented Scenario

Available Sunlight Hours								
Floor Ref.	Room Ref.	Room Use.	Window Ref.		VSC	Pro / Ex	Annual %	Winter %
Fourth	R1	Lounge	W1	Existing	36.37	1.00	*North Facing	
				Proposed	36.22			
Fourth	R2	Bedroom	W2	Existing	36.61	1.00	*North Facing	
				Proposed	36.44			
Fourth	R3	Bedroom	W3	Existing	36.99	0.99	*North Facing	
				Proposed	36.79			
Fourth	R3	Bedroom	W4	Existing	35.06	0.98	*North Facing	
				Proposed	34.39			
Fourth	R4	Lounge	W5	Existing	28.08	0.99	*North Facing	
				Proposed	27.8			
Fourth	R4	Lounge	W6	Existing	36.31	0.99	*North Facing	
				Proposed	36.01			
Fourth	R5	Lounge	W7	Existing	26.99	0.98	*North Facing	
				Proposed	26.58			
Fourth	R5	Lounge	W8	Existing	36.56	0.99	*North Facing	
				Proposed	36.13			
244 Kilburn High Road								
Second	R2	Bedroom	W2	Existing	21.97	0.99	*North Facing	
				Proposed	21.75			
Second	R2	Bedroom	W3	Existing	18.27	1.00	*North Facing	
				Proposed	18.27			
Second	R3	Bedroom	W4	Existing	18.1	0.97	*North Facing	
				Proposed	17.58			
Third	R1	Bedroom	W1	Existing	34.53	0.99	*North Facing	
				Proposed	34.08			
Third	R1	Bedroom	W2	Existing	34.81	0.98	*North Facing	
				Proposed	34.2			
Third	R1	Bedroom	W3	Existing	30.66	0.98	*North Facing	
				Proposed	30.02			
Third	R3	Bedroom	W5	Existing	22.38	0.97	*North Facing	
				Proposed	21.63			
Fourth	R1	L/D/K	W1	Existing	35.68	0.99	*North Facing	
				Proposed	35.37			
Fourth	R1	L/D/K	W2	Existing	29.32	0.98	*North Facing	
				Proposed	28.66			
Fourth	R1	L/D/K	W3	Existing	34.66	1.00	48	19
				Proposed	34.66		48	19
Fourth	R1	L/D/K	W4	Existing	38.7	1.00	55	19
				Proposed	38.7		55	19
Fourth	R1	L/D/K	W5	Existing	39.46	1.00	55	19
				Proposed	39.46		55	19
Fourth	R1	L/D/K	W6	Existing	39.54	1.00	55	19
				Proposed	39.54		55	19

254 Kilburn High Road LLP,
Kilburn High RoadDaylight and Sunlight - VSC and Sunlight Results -
Consented Scenario

								Available Sunlight Hours	
Floor Ref.	Room Ref.	Room Use.	Window Ref.		VSC	Pro / Ex	Annual %	Winter %	
250 Kilburn High Road									
First	R1	Unknown	W1	Existing	24.77	0.89		*North Facing	
				Proposed	22.04				
First	R1	Unknown	W2	Existing	5.54	0.78		*North Facing	
				Proposed	4.33				
First	R1	Unknown	W3	Existing	2.8	0.89		*North Facing	
				Proposed	2.5				
Second	R1	Unknown	W1	Existing	32.23	0.90		*North Facing	
				Proposed	29.07				
Second	R2	Unknown	W2	Existing	22.32	0.90		*North Facing	
				Proposed	20.08				
Second	R2	Unknown	W3	Existing	18.38	0.91		*North Facing	
				Proposed	16.64				
Second	R3	Unknown	W4	Existing	19.76	0.90		*North Facing	
				Proposed	17.83				
Third	R1	Unknown	W1	Existing	36.52	0.93		*North Facing	
				Proposed	33.94				
Third	R2	Unknown	W2	Existing	29.46	0.91		*North Facing	
				Proposed	26.94				
Third	R3	Unknown	W3	Existing	30.68	0.90		*North Facing	
				Proposed	27.69				
252 Kilburn High Road									
Ground	R1	Unknown	W1	Existing	16.95	0.77		*North Facing	
				Proposed	13.11				
Ground	R2	Unknown	W2	Existing	4.9	1.00		*North Facing	
				Proposed	4.9				
First	R1	Unknown	W1	Existing	29.81	0.75		*North Facing	
				Proposed	22.39				
First	R2	Unknown	W2	Existing	9.39	0.99		*North Facing	
				Proposed	9.33				
Second	R1	Unknown	W1	Existing	34.86	0.79		*North Facing	
				Proposed	27.42				
Second	R2	Unknown	W2	Existing	17.75	0.99		*North Facing	
				Proposed	17.64				
Third	R1	Unknown	W1	Existing	35.63	0.91		*North Facing	
				Proposed	32.29				
Third	R3	Unknown	W3	Existing	37.08	0.90		*North Facing	
				Proposed	33.25				

254 Kilburn High Road LLP,
Kilburn High RoadDaylight and Sunlight - VSC and Sunlight Results -
Consented Scenario

								Available Sunlight Hours	
Floor Ref.	Room Ref.	Room Use.	Window Ref.	VSC	Pro / Ex	Annual %	Winter %		
256 Kilburn High Road									
First	R2	L/D/K	W3	Existing	21.84	0.98	31	4	
				Proposed	21.47				
First	R3	Bedroom	W4	Existing	29.09	0.79	*North Facing		
				Proposed	23.08				
First	R3	Bedroom	W5	Existing	29.36	0.82	*North Facing		
				Proposed	24.05				
Second	R1	Bedroom	W1	Existing	36.53	0.79	*North Facing		
				Proposed	28.68				
Second	R1	Bedroom	W2	Existing	37.21	0.77	*North Facing		
				Proposed	28.75				
Third	R1	Bedroom	W1	Existing	38.65	0.86	*North Facing		
				Proposed	33.34				
258 Kilburn High Road									
First	R1	Unknown	W1	Existing	29.46	0.73	*North Facing		
				Proposed	21.38				
First	R2	Unknown	W2	Existing	34.51	0.70	*North Facing		
				Proposed	24.03				
Second	R1	Unknown	W1	Existing	37.58	0.72	*North Facing		
				Proposed	27.23				
Second	R2	Unknown	W2	Existing	38.13	0.73	*North Facing		
				Proposed	27.81				
Third	R2	Unknown	W2	Existing	38.89	0.82	*North Facing		
				Proposed	31.97				
260 Kilburn High Road									
First	R1	Bedroom	W1	Existing	34.12	0.31	*North Facing		
				Proposed	10.5				
First	R2	Bedroom	W2	Existing	33.99	0.29	*North Facing		
				Proposed	9.96				
First	R3	Unknown	W3	Existing	33.24	0.71	*North Facing		
				Proposed	23.74				
Second	R1	Unknown	W1	Existing	38.41	0.72	*North Facing		
				Proposed	27.57				
Second	R2	Unknown	W2	Existing	38.31	0.68	*North Facing		
				Proposed	26.09				
Third	R1	Unknown	W1	Existing	38.99	0.81	*North Facing		
				Proposed	31.57				

254 Kilburn High Road LLP,
Kilburn High RoadDaylight and Sunlight - VSC and Sunlight Results -
Consented Scenario

								Available Sunlight Hours	
Floor Ref.	Room Ref.	Room Use.	Window Ref.		VSC	Pro / Ex	Annual %	Winter %	
262 Kilburn High Road									
First	R1	Unknown	W1	Existing	34.05	0.28		*North Facing	
				Proposed	9.59				
First	R2	Unknown	W2	Existing	25.71	0.84		*North Facing	
				Proposed	21.7				
Second	R1	Unknown	W1	Existing	38.47	0.67		*North Facing	
				Proposed	25.96				
Second	R2	Unknown	W2	Existing	38.8	0.69		*North Facing	
				Proposed	26.91				
Third	R2	Unknown	W2	Existing	39.19	0.80		*North Facing	
				Proposed	31.23				
268 Kilburn High Road									
First	R1	LKD	W1	Existing	28.67	0.69		*North Facing	
				Proposed	19.78				
Second	R1	LKD	W1	Existing	37.36	0.64		*North Facing	
				Proposed	23.89				
270-272 Kilburn High Road									
First	R2	Unknown	W2	Existing	34.24	0.69		*North Facing	
				Proposed	23.66				
First	R2	Unknown	W3	Existing	35.67	0.67		*North Facing	
				Proposed	23.96				
First	R3	Unknown	W4	Existing	19.06	0.92		*North Facing	
				Proposed	17.58				
First	R4	Unknown	W5	Existing	25.26	0.69		*North Facing	
				Proposed	17.41				
First	R5	Unknown	W6	Existing	34.22	0.67		*North Facing	
				Proposed	23.02				
First	R6	Unknown	W1	Existing	32.52	0.71		*North Facing	
				Proposed	23.23				
First	R6	Unknown	W2	Existing	34.24	0.69		*North Facing	
				Proposed	23.66				
Second	R2	Unknown	W2	Existing	39.33	0.70		*North Facing	
				Proposed	27.48				
Second	R2	Unknown	W3	Existing	39.35	0.70		*North Facing	
				Proposed	27.7				
Second	R3	Unknown	W4	Existing	24.11	0.95		*North Facing	
				Proposed	22.96				
Second	R4	Unknown	W5	Existing	28.21	0.79		*North Facing	
				Proposed	22.2				
Second	R5	Unknown	W6	Existing	38.28	0.76		*North Facing	
				Proposed	29.2				
Second	R6	Unknown	W1	Existing	39.27	0.68		*North Facing	
				Proposed	26.83				

254 Kilburn High Road LLP,
Kilburn High Road

Daylight and Sunlight - VSC and Sunlight Results -
Consented Scenario



								Available Sunlight Hours	
Floor Ref.	Room Ref.	Room Use.	Window Ref.	VSC	Pro / Ex	Annual %	Winter %		
274 Kilburn High Road									
First	R1	Unknown	W1	Existing	38.82	0.80	*North Facing		
				Proposed	31.09				
First	R2	Unknown	W2	Existing	36.51	0.82	*North Facing		
				Proposed	29.9				
First	R3	Unknown	W3	Existing	34.46	0.82	*North Facing		
				Proposed	28.1				
First	R4	Unknown	W4	Existing	21.21	0.79	34	6	
				Proposed	16.79		25	4	
Second	R1	Unknown	W1	Existing	35.92	0.93	58	19	
				Proposed	33.52		56	18	
Second	R2	Unknown	W2	Existing	39.42	0.86	*North Facing		
				Proposed	33.75				
Second	R3	Unknown	W3	Existing	39.5	0.88	*North Facing		
				Proposed	34.71				
Second	R4	Unknown	W4	Existing	39.51	0.89	*North Facing		
				Proposed	35.05				

254 Kilburn High Road LLP,
Kilburn High Road

Daylight Distribution - Results



Floor Ref.	Room Ref.	Room Use.	Room Area	Lit Area Existing	Lit Area Proposed	Proposed / Existing
------------	-----------	-----------	-----------	-------------------	-------------------	---------------------

246-248 Kilburn High Road

First	R1	Bedroom	Area m2 % of room	40.52 39.22	39.22 96.79%	39.22 96.79%	1.00
Second	R1	L/D/K	Area m2 % of room	78.97 78.97	78.97 100.00%	78.8 99.78%	1.00

1-23 Grangeway

Third	R1	Bedroom	Area m2 % of room	9.01 8.57	8.57 95.12%	8.57 95.12%	1.00
Fourth	R3	Bedroom	Area m2 % of room	9.01 8.63	8.63 95.78%	8.63 95.78%	1.00

244 Kilburn High Road

Second	R1	Bathroom	Area m2 % of room	4.34 4.34	4.34 100.00%	4.34 100.00%	1.00
Second	R2	Bedroom	Area m2 % of room	6.58 6.58	6.58 100.00%	6.58 100.00%	1.00
Second	R3	Bedroom	Area m2 % of room	10.35 9.22	9.22 89.08%	9.22 89.08%	1.00
Third	R1	Bedroom	Area m2 % of room	13.53 13.53	13.53 100.00%	13.53 100.00%	1.00
Third	R3	Bedroom	Area m2 % of room	10.35 9.77	9.77 94.40%	9.77 94.40%	1.00
Fourth	R1	L/D/K	Area m2 % of room	127.74 126.47	126.47 99.01%	126.46 99.00%	1.00

268 Kilburn High Road

First	R1	LKD	Area m2 % of room	11.8 8.77	8.77 74.32%	4.08 34.58%	0.47
Second	R1	LKD	Area m2 % of room	13.71 12.99	12.99 94.75%	6.18 45.08%	0.48

270-272 Kilburn High Road

First	R2	Residential	Area m2 % of room	12.61 12.39	12.39 98.26%	11.17 88.58%	0.90
First	R3	Residential	Area m2 % of room	3.72 3.12	3.12 83.87%	3.11 83.60%	1.00
First	R4	Residential	Area m2 % of room	2.81 2.66	2.66 94.66%	2.66 94.66%	1.00

254 Kilburn High Road LLP,
Kilburn High Road

Daylight Distribution - Results



Floor Ref.	Room Ref.	Room Use.		Room Area	Lit Area Existing	Lit Area Proposed	Proposed / Existing
First	R5	Residential	Area m2 % of room	7	6.71 95.86%	6.71 95.86%	1.00
Second	R2	Residential	Area m2 % of room	12.62	12.32 97.62%	12.32 97.62%	1.00
Second	R3	Residential	Area m2 % of room	3.72	3.09 83.06%	3.09 83.06%	1.00
Second	R4	Residential	Area m2 % of room	2.81	2.69 95.73%	2.69 95.73%	1.00
Second	R5	Residential	Area m2 % of room	7	6.74 96.29%	6.74 96.29%	1.00

254 Kilburn High Road LLP,
Kilburn High Road

Daylight Distribution - Results - Consented Scenario



Floor Ref.	Room Ref.	Room Use.	Room Area	Lit Area Existing	Lit Area Proposed	Proposed / Existing
------------	-----------	-----------	-----------	-------------------	-------------------	---------------------

246-248 Kilburn High Road

First	R1	Bedroom	Area m2 % of room	40.52	39.22 96.79%	39.22 96.79%	1.00
Second	R1	L/D/K	Area m2 % of room	78.97	78.97 100.00%	78.8 99.78%	1.00

248 Kilburn High Road, Consented Scheme

Ground	R1	Bedroom	Area m2 % of room	12.03	7.51 62.43%	0.17 1.41%	0.02
Ground	R2	Bedroom	Area m2 % of room	11.07	9.37 84.64%	0.5 4.52%	0.05
Ground	R3	Bedroom	Area m2 % of room	10.63	10.38 97.65%	9.84 92.57%	0.95
Ground	R4	Bedroom	Area m2 % of room	11.48	9.86 85.89%	9.44 82.23%	0.96
First	R1	Bedroom	Area m2 % of room	11.03	9.53 86.40%	0 0.00%	0.00
First	R2	Bedroom	Area m2 % of room	11.82	11.82 100.00%	1.4 11.84%	0.12
First	R3	Bedroom	Area m2 % of room	11.01	10.85 98.55%	10.85 98.55%	1.00
First	R4	Bedroom	Area m2 % of room	11.77	11.7 99.41%	11.7 99.41%	1.00
Second	R1	Bedroom	Area m2 % of room	11.03	9.54 86.49%	0 0.00%	0.00
Second	R2	Bedroom	Area m2 % of room	11.8	11.8 100.00%	4.28 36.27%	0.36
Second	R3	Bedroom	Area m2 % of room	7.69	7.64 99.35%	7.55 98.18%	0.99
Second	R4	Bedroom	Area m2 % of room	12.18	12.06 99.01%	12.06 99.01%	1.00

1-23 Grangeway

Third	R1	Bedroom	Area m2 % of room	9.01	8.57 95.12%	8.57 95.12%	1.00
Fourth	R3	Bedroom	Area m2 % of room	9.01	8.63 95.78%	8.63 95.78%	1.00

254 Kilburn High Road LLP,
Kilburn High Road

Daylight Distribution - Results - Consented Scenario



Floor Ref.	Room Ref.	Room Use.	Room Area	Lit Area Existing	Lit Area Proposed	Proposed / Existing
------------	-----------	-----------	-----------	-------------------	-------------------	---------------------

244 Kilburn High Road

Second	R1	Bathroom	Area m2 % of room	4.34 100.00%	4.34 100.00%	4.34 100.00%	1.00
Second	R2	Bedroom	Area m2 % of room	6.58 99.85%	6.57 99.85%	6.57 99.85%	1.00
Second	R3	Bedroom	Area m2 % of room	10.35 89.08%	9.22 89.08%	9.22 89.08%	1.00
Third	R1	Bedroom	Area m2 % of room	13.53 100.00%	13.53 100.00%	13.53 100.00%	1.00
Third	R3	Bedroom	Area m2 % of room	10.35 94.11%	9.74 94.11%	9.74 94.11%	1.00
Fourth	R1	L/D/K	Area m2 % of room	127.74 98.57%	125.91 98.56%	125.9 98.56%	1.00

268 Kilburn High Road

First	R1	LKD	Area m2 % of room	11.8 74.32%	8.77 74.32%	4.08 34.58%	0.47
Second	R1	LKD	Area m2 % of room	13.71 94.75%	12.99 94.75%	6.18 45.08%	0.48

270-272 Kilburn High Road

First	R2	Residential	Area m2 % of room	12.61 98.26%	12.39 98.26%	11.17 88.58%	0.90
First	R3	Residential	Area m2 % of room	3.72 83.87%	3.12 83.87%	3.11 83.60%	1.00
First	R4	Residential	Area m2 % of room	2.81 94.66%	2.66 94.66%	2.66 94.66%	1.00
First	R5	Residential	Area m2 % of room	7 95.86%	6.71 95.86%	6.71 95.86%	1.00
Second	R2	Residential	Area m2 % of room	12.62 97.62%	12.32 97.62%	12.32 97.62%	1.00
Second	R3	Residential	Area m2 % of room	3.72 83.06%	3.09 83.06%	3.09 83.06%	1.00
Second	R4	Residential	Area m2 % of room	2.81 95.73%	2.69 95.73%	2.69 95.73%	1.00
Second	R5	Residential	Area m2 % of room	7 96.29%	6.74 96.29%	6.74 96.29%	1.00

254 Kilburn High
Road LLP, Kilburn
High Road

Average Daylight Factor - ADF Results Proposed 248 High Road
Scheme - Consented Scenario



Floor Ref.	Room Ref.	Room Use	Window Ref.	ADF Existing	ADF Proposed	Req'd Value
------------	-----------	----------	-------------	--------------	--------------	-------------

248 Kilburn High Road, Consented Scheme

Ground	R1	Bedroom	W1-L	0.07	0.03	1
			W1-U	0.76	0.13	
				0.83	0.16	
Ground	R2	Bedroom	W2-L	0.10	0.03	1
			W2-U	1.20	0.21	
				1.29	0.23	
Ground	R3	Bedroom	W3-L	0.17	0.12	1
			W3-U	1.95	1.36	
				2.12	1.49	
Ground	R4	Bedroom	W4-L	0.15	0.13	1
			W4-U	1.67	1.33	
				1.82	1.46	
First	R1	Bedroom	W1-L	0.06	0.00	1
			W1-U	0.35	0.00	
				0.40	0.00	
First	R2	Bedroom	W2-L	0.00	0.00	
			W2-U	0.00	0.00	
First	R2	Bedroom	W3	2.15	0.41	1
First	R3	Bedroom	W4	2.46	1.67	1
First	R4	Bedroom	W5	2.87	2.24	1
Second	R1	Bedroom	W1-L	0.06	0.00	1
			W1-U	0.40	0.00	
				0.46	0.00	
Second	R2	Bedroom	W2-L	0.03	0.01	1
			W2-U	0.13	0.07	
			W3	2.60	0.62	
				2.76	0.70	
Second	R3	Bedroom	W4	2.77	1.83	1
Second	R4	Bedroom	W5	2.16	1.59	1

APPENDIX C

AVERAGE DAYLIGHT FACTOR AND SUNLIGHT RESULTS TO PROPOSED SCHEME

254 Kilburn
High Road LLP,
Kilburn High
Road

Daylight and Sunlight - VSC and Sunlight
Results for Proposed Scheme



				Available Sunlight Hours	
Floor Ref.	Room Ref.	Room Use.	Window Ref.	Annual %	Winter %

Proposed Scheme

First	R1	Bedroom	W1			
				Proposed	42	11
First	R2	Bedroom	W2			
				Proposed	29	12
First	R2	Bedroom	W3			
				Proposed	24	11
First	R3	Bedroom	W4			
				Proposed	13	10
First	R3	Bedroom	W5			
				Proposed	44	10
First	R4	Bedroom	W6			
				Proposed	47	12
First	R4	Bedroom	W7		*North Facing	
				Proposed		
First	R5	LKD	W8			
				Proposed	20	5
First	R6	Bedroom	W9			
				Proposed	18	8
First	R7	Bedroom	W10			
				Proposed	13	10
First	R7	Bedroom	W11			
				Proposed	48	13
First	R8	Bedroom	W12			
				Proposed	15	5
First	R9	Bedroom	W13			
				Proposed	12	9
First	R9	Bedroom	W14			
				Proposed	49	13
First	R10	LKD	W15			
				Proposed	49	13
First	R10	LKD	W16		*North Facing	
				Proposed		
First	R11	Bedroom	W17			
				Proposed	21	7
First	R12	Bedroom	W18			
				Proposed	21	10

254 Kilburn
High Road LLP,
Kilburn High
Road

Daylight and Sunlight - VSC and Sunlight
Results for Proposed Scheme



				Available Sunlight Hours		
Floor Ref.	Room Ref.	Room Use.	Window Ref.		Annual %	Winter %
First	R13	Bedroom	W19			
				Proposed	13	10
First	R13	Bedroom	W20			
				Proposed	48	14
First	R14	Bedroom	W21			
				Proposed	49	15
First	R14	Bedroom	W22		*North Facing	
				Proposed		
First	R15	Bedroom	W23			
				Proposed	23	8
First	R16	Bedroom	W24			
				Proposed	24	11
First	R17	Bedroom	W25			
				Proposed	14	11
First	R17	Bedroom	W26			
				Proposed	49	15
First	R18	Bedroom	W27			
				Proposed	50	16
First	R18	Bedroom	W28		*North Facing	
				Proposed		
First	R18	Bedroom	W29			
				Proposed	15	4
First	R19	LKD	W30			
				Proposed	22	10
First	R19	LKD	W31		*North Facing	
				Proposed		
First	R19	LKD	W32		*North Facing	
				Proposed		
First	R20	LKD	W33		*North Facing	
				Proposed		
First	R20	LKD	W34		*North Facing	
				Proposed		
First	R20	LKD	W35		*North Facing	
				Proposed		
First	R21	Bedroom	W36		*North Facing	
				Proposed		
First	R21	Bedroom	W37			
				Proposed	15	3

254 Kilburn
High Road LLP,
Kilburn High
Road

Daylight and Sunlight - VSC and Sunlight
Results for Proposed Scheme



					Available Sunlight Hours	
Floor Ref.	Room Ref.	Room Use.	Window Ref.		Annual %	Winter %
First	R22	Bedroom	W38	Proposed	*North Facing	
First	R23	Bedroom	W39	Proposed	*North Facing	
First	R24	Bedroom	W40	Proposed	*North Facing	
First	R25	LKD	W41	Proposed	*North Facing	
First	R26	LKD	W42	Proposed	*North Facing	
First	R27	Bedroom	W43	Proposed	*North Facing	
First	R28	Bedroom	W44	Proposed	*North Facing	
First	R29	Bedroom	W45	Proposed	*North Facing	
First	R30	LKD	W46	Proposed	*North Facing	
First	R30	LKD	W47	Proposed	*North Facing	
First	R31	LKD	W48	Proposed	*North Facing	
First	R32	LKD	W49	Proposed	*North Facing	
First	R33	Bedroom	W50	Proposed	*North Facing	
First	R34	Bedroom	W51	Proposed	*North Facing	
First	R35	Bedroom	W52	Proposed	*North Facing	
First	R36	LKD	W53	Proposed	*North Facing	
First	R36	LKD	W54	Proposed	*North Facing	
First	R37	LKD	W55	Proposed	*North Facing	
First	R37	LKD	W56	Proposed	13	2
First	R38	Bedroom	W57	Proposed	*North Facing	

254 Kilburn
High Road LLP,
Kilburn High
Road

Daylight and Sunlight - VSC and Sunlight
Results for Proposed Scheme



				Available Sunlight Hours		
Floor Ref.	Room Ref.	Room Use.	Window Ref.		Annual %	Winter %
Second	R1	Bedroom	W1			
				Proposed	50	18
Second	R2	Bedroom	W2			
				Proposed	31	14
Second	R2	Bedroom	W3			
				Proposed	33	17
Second	R3	Bedroom	W4			
				Proposed	17	14
Second	R3	Bedroom	W5			
				Proposed	53	16
Second	R4	Bedroom	W6			
				Proposed	54	16
Second	R4	Bedroom	W7		*North Facing	
				Proposed		
Second	R5	LKD	W8			
				Proposed	25	8
Second	R6	Bedroom	W9			
				Proposed	22	10
Second	R7	Bedroom	W10			
				Proposed	15	12
Second	R7	Bedroom	W11			
				Proposed	54	16
Second	R8	Bedroom	W12			
				Proposed	19	8
Second	R9	Bedroom	W13			
				Proposed	14	11
Second	R9	Bedroom	W14			
				Proposed	56	18
Second	R10	LKD	W15			
				Proposed	56	18
Second	R10	LKD	W16		*North Facing	
				Proposed		
Second	R11	Bedroom	W17			
				Proposed	28	11
Second	R12	Bedroom	W18			
				Proposed	27	15
Second	R13	Bedroom	W19			
				Proposed	15	12
Second	R13	Bedroom	W20			
				Proposed	56	20

254 Kilburn
High Road LLP,
Kilburn High
Road

Daylight and Sunlight - VSC and Sunlight
Results for Proposed Scheme



				Available Sunlight Hours		
Floor Ref.	Room Ref.	Room Use.	Window Ref.		Annual %	Winter %
Second	R14	Bedroom	W21			
				Proposed	56	19
Second	R14	Bedroom	W22		*North Facing	
				Proposed		
Second	R15	Bedroom	W23			
				Proposed	27	11
Second	R16	Bedroom	W24			
				Proposed	28	14
Second	R17	LKD	W25			
				Proposed	15	12
Second	R17	LKD	W26			
				Proposed	54	18
Second	R18	Bedroom	W27			
				Proposed	55	18
Second	R18	Bedroom	W28		*North Facing	
				Proposed		
Second	R19	Bedroom	W29			
				Proposed	19	6
Second	R19	Bedroom	W30			
				Proposed	25	11
Second	R19	Bedroom	W31		*North Facing	
				Proposed		
Second	R20	Bedroom	W32		*North Facing	
				Proposed		
Second	R21	Kitchen	W58		*North Facing	
				Proposed		
Second	R22	LD	W33		*North Facing	
				Proposed		
Second	R22	LD	W34		*North Facing	
				Proposed		
Second	R22	LD	W35		*North Facing	
				Proposed		
Second	R23	LKD	W36		*North Facing	
				Proposed		
Second	R23	LKD	W37			
				Proposed	15	3
Second	R24	Bedroom	W40		*North Facing	
				Proposed		
Second	R25	LKD	W41		*North Facing	
				Proposed		

254 Kilburn
High Road LLP,
Kilburn High
Road

Daylight and Sunlight - VSC and Sunlight
Results for Proposed Scheme



					Available Sunlight Hours	
Floor Ref.	Room Ref.	Room Use.	Window Ref.		Annual %	Winter %
Second	R26	LKD	W42	Proposed	*North Facing	
Second	R27	Bedroom	W43	Proposed	*North Facing	
Second	R28	Bedroom	W44	Proposed	*North Facing	
Second	R29	Bedroom	W45	Proposed	*North Facing	
Second	R30	LKD	W46	Proposed	*North Facing	
Second	R30	LKD	W47	Proposed	*North Facing	
Second	R31	LKD	W48	Proposed	*North Facing	
Second	R32	LKD	W49	Proposed	*North Facing	
Second	R33	Bedroom	W50	Proposed	*North Facing	
Second	R34	Bedroom	W51	Proposed	*North Facing	
Second	R35	Bedroom	W52	Proposed	*North Facing	
Second	R36	LKD	W53	Proposed	*North Facing	
Second	R36	LKD	W54	Proposed	*North Facing	
Second	R37	LKD	W55	Proposed	*North Facing	
Second	R37	LKD	W56	Proposed	17	5
Second	R38	Bedroom	W57	Proposed	*North Facing	
Second	R39	Bedroom	W38	Proposed	*North Facing	
Second	R40	Bedroom	W39	Proposed	*North Facing	
Third	R1	Bedroom	W1	Proposed	53	20
Third	R2	Bedroom	W2	Proposed	31	14

254 Kilburn
High Road LLP,
Kilburn High
Road

Daylight and Sunlight - VSC and Sunlight
Results for Proposed Scheme



				Available Sunlight Hours		
Floor Ref.	Room Ref.	Room Use.	Window Ref.		Annual %	Winter %
Third	R2	Bedroom	W3			
				Proposed	35	19
Third	R3	LKD	W4			
				Proposed	17	14
Third	R3	LKD	W5			
				Proposed	57	19
Third	R4	LKD	W6			
				Proposed	56	18
Third	R4	LKD	W7		*North Facing	
				Proposed		
Third	R5	Bedroom	W8			
				Proposed	27	10
Third	R6	Bedroom	W9			
				Proposed	25	13
Third	R7	Bedroom	W10			
				Proposed	15	12
Third	R7	Bedroom	W11			
				Proposed	56	18
Third	R8	Bedroom	W12			
				Proposed	20	9
Third	R9	Bedroom	W13			
				Proposed	14	11
Third	R9	Bedroom	W14			
				Proposed	57	19
Third	R10	LKD	W15			
				Proposed	58	20
Third	R10	LKD	W16		*North Facing	
				Proposed		
Third	R11	Bedroom	W17			
				Proposed	29	12
Third	R12	Bedroom	W18			
				Proposed	28	16
Third	R13	Bedroom	W19			
				Proposed	15	12
Third	R13	Bedroom	W20			
				Proposed	59	21
Third	R14	Bedroom	W21			
				Proposed	59	21
Third	R14	Bedroom	W22		*North Facing	
				Proposed		

254 Kilburn
High Road LLP,
Kilburn High
Road

Daylight and Sunlight - VSC and Sunlight
Results for Proposed Scheme



				Available Sunlight Hours		
Floor Ref.	Room Ref.	Room Use.	Window Ref.		Annual %	Winter %
Third	R15	Bedroom	W23			
				Proposed	31	14
Third	R16	Bedroom	W24			
				Proposed	31	16
Third	R17	LKD	W25			
				Proposed	15	12
Third	R17	LKD	W26			
				Proposed	58	20
Third	R18	Bedroom	W27			
				Proposed	57	20
Third	R18	Bedroom	W28		*North Facing	
				Proposed		
Third	R19	Bedroom	W29			
				Proposed	21	7
Third	R19	Bedroom	W30			
				Proposed	28	13
Third	R19	Bedroom	W31		*North Facing	
				Proposed		
Third	R20	Bedroom	W32		*North Facing	
				Proposed		
Third	R21	Kitchen	W58		*North Facing	
				Proposed		
Third	R22	LD	W33		*North Facing	
				Proposed		
Third	R22	LD	W34		*North Facing	
				Proposed		
Third	R22	LD	W35		*North Facing	
				Proposed		
Third	R23	LKD	W36		*North Facing	
				Proposed		
Third	R23	LKD	W37			
				Proposed	15	3
Third	R24	Bedroom	W40		*North Facing	
				Proposed		
Third	R25	LKD	W41		*North Facing	
				Proposed		
Third	R26	LKD	W42		*North Facing	
				Proposed		
Third	R27	Bedroom	W43		*North Facing	
				Proposed		

254 Kilburn
High Road LLP,
Kilburn High
Road

Daylight and Sunlight - VSC and Sunlight
Results for Proposed Scheme



				Available Sunlight Hours		
Floor Ref.	Room Ref.	Room Use.	Window Ref.	Annual %	Winter %	
Third	R28	Bedroom	W44	Proposed	*North Facing	
Third	R29	Bedroom	W45	Proposed	*North Facing	
Third	R30	LKD	W46	Proposed	*North Facing	
Third	R30	LKD	W47	Proposed	*North Facing	
Third	R31	LKD	W48	Proposed	*North Facing	
Third	R32	LKD	W49	Proposed	*North Facing	
Third	R33	Bedroom	W50	Proposed	*North Facing	
Third	R34	Bedroom	W51	Proposed	*North Facing	
Third	R35	Bedroom	W52	Proposed	*North Facing	
Third	R36	LKD	W53	Proposed	*North Facing	
Third	R36	LKD	W54	Proposed	*North Facing	
Third	R37	Kitchen	W55	Proposed	*North Facing	
Third	R37	Kitchen	W56	Proposed	17	5
Third	R38	Bedroom	W57	Proposed	*North Facing	
Third	R39	Bedroom	W38	Proposed	*North Facing	
Third	R40	Bedroom	W39	Proposed	*North Facing	
Fourth	R1	Bedroom	W1	Proposed	54	21
Fourth	R2	Bedroom	W2	Proposed	33	14
Fourth	R2	Bedroom	W3	Proposed	37	20
Fourth	R3	LKD	W4	Proposed	17	14

254 Kilburn
High Road LLP,
Kilburn High
Road

Daylight and Sunlight - VSC and Sunlight
Results for Proposed Scheme



				Available Sunlight Hours		
Floor Ref.	Room Ref.	Room Use.	Window Ref.		Annual %	Winter %
Fourth	R3	LKD	W5			
				Proposed	59	21
Fourth	R4	LKD	W6			
				Proposed	59	21
Fourth	R4	LKD	W7		*North Facing	
				Proposed		
Fourth	R5	Bedroom	W8			
				Proposed	30	13
Fourth	R6	Bedroom	W9			
				Proposed	28	16
Fourth	R7	Bedroom	W10			
				Proposed	15	12
Fourth	R7	Bedroom	W11			
				Proposed	59	21
Fourth	R8	Bedroom	W12			
				Proposed	22	11
Fourth	R9	Bedroom	W13			
				Proposed	14	11
Fourth	R9	Bedroom	W14			
				Proposed	59	21
Fourth	R10	LKD	W15			
				Proposed	59	21
Fourth	R10	LKD	W16		*North Facing	
				Proposed		
Fourth	R11	Bedroom	W17			
				Proposed	30	13
Fourth	R12	Bedroom	W18			
				Proposed	28	16
Fourth	R13	Bedroom	W19			
				Proposed	15	12
Fourth	R13	Bedroom	W20			
				Proposed	59	21
Fourth	R14	Bedroom	W21			
				Proposed	59	21
Fourth	R14	Bedroom	W22		*North Facing	
				Proposed		
Fourth	R15	Bedroom	W23			
				Proposed	31	14
Fourth	R16	Bedroom	W24			
				Proposed	31	16

254 Kilburn
High Road LLP,
Kilburn High
Road

Daylight and Sunlight - VSC and Sunlight
Results for Proposed Scheme



				Available Sunlight Hours		
Floor Ref.	Room Ref.	Room Use.	Window Ref.		Annual %	Winter %
Fourth	R17	LKD	W25			
				Proposed	15	12
Fourth	R17	LKD	W26			
				Proposed	59	21
Fourth	R18	Bedroom	W27			
				Proposed	59	21
Fourth	R18	Bedroom	W28		*North Facing	
				Proposed		
Fourth	R19	Bedroom	W29			
				Proposed	22	8
Fourth	R19	Bedroom	W30			
				Proposed	29	14
Fourth	R19	Bedroom	W31		*North Facing	
				Proposed		
Fourth	R20	Bedroom	W32		*North Facing	
				Proposed		
Fourth	R21	Kitchen	W58		*North Facing	
				Proposed		
Fourth	R22	LD	W33		*North Facing	
				Proposed		
Fourth	R22	LD	W34		*North Facing	
				Proposed		
Fourth	R22	LD	W35		*North Facing	
				Proposed		
Fourth	R23	LKD	W36		*North Facing	
				Proposed		
Fourth	R23	LKD	W37			
				Proposed	15	3
Fourth	R24	Bedroom	W40		*North Facing	
				Proposed		
Fourth	R25	LKD	W41		*North Facing	
				Proposed		
Fourth	R26	LKD	W42		*North Facing	
				Proposed		
Fourth	R27	Bedroom	W43		*North Facing	
				Proposed		
Fourth	R28	Bedroom	W44		*North Facing	
				Proposed		
Fourth	R29	Bedroom	W45		*North Facing	
				Proposed		

254 Kilburn
High Road LLP,
Kilburn High
Road

Daylight and Sunlight - VSC and Sunlight
Results for Proposed Scheme



					Available Sunlight Hours	
Floor Ref.	Room Ref.	Room Use.	Window Ref.		Annual %	Winter %
Fourth	R30	LKD	W46		*North Facing	
				Proposed		
Fourth	R30	LKD	W47		*North Facing	
				Proposed		
Fourth	R31	LKD	W48		*North Facing	
				Proposed		
Fourth	R32	LKD	W49		*North Facing	
				Proposed		
Fourth	R33	Bedroom	W50		*North Facing	
				Proposed		
Fourth	R34	Bedroom	W51		*North Facing	
				Proposed		
Fourth	R35	Bedroom	W52		*North Facing	
				Proposed		
Fourth	R36	LKD	W53		*North Facing	
				Proposed		
Fourth	R36	LKD	W54		*North Facing	
				Proposed		
Fourth	R37	Kitchen	W55		*North Facing	
				Proposed		
Fourth	R37	Kitchen	W56		17	5
				Proposed		
Fourth	R38	Bedroom	W57		*North Facing	
				Proposed		
Fourth	R39	Bedroom	W38		*North Facing	
				Proposed		
Fourth	R40	Bedroom	W39		*North Facing	
				Proposed		
Fifth	R1	LKD	W1		75	27
				Proposed		
Fifth	R1	LKD	W2		55	19
				Proposed		
Fifth	R2	Bedroom	W3		50	15
				Proposed		
Fifth	R2	Bedroom	W4		61	22
				Proposed		
Fifth	R3	LKD	W5		55	19
				Proposed		
Fifth	R4	Bedroom	W6		66	24
				Proposed		

254 Kilburn
High Road LLP,
Kilburn High
Road

Daylight and Sunlight - VSC and Sunlight
Results for Proposed Scheme



				Available Sunlight Hours		
Floor Ref.	Room Ref.	Room Use.	Window Ref.		Annual %	Winter %
Fifth	R5	Bedroom	W7			
				Proposed	66	24
Fifth	R6	LKD	W8			
				Proposed	55	19
Fifth	R7	Bedroom	W9			
				Proposed	55	19
Fifth	R8	LKD	W10			
				Proposed	66	24
Fifth	R8	LKD	W11			
				Proposed	66	24
Fifth	R9	LKD	W12			
				Proposed	55	19
Fifth	R9	LKD	W13			
				Proposed	55	19
Fifth	R10	Bedroom	W14			
				Proposed	66	24
Fifth	R11	LKD	W15			
				Proposed	66	24
Fifth	R12	Bedroom	W16			
				Proposed	55	19
Fifth	R13	Bedroom	W17			
				Proposed	50	15
Fifth	R13	Bedroom	W18		*North Facing	
				Proposed		
Fifth	R14	LKD	W19		*North Facing	
				Proposed		
Fifth	R14	LKD	W20		*North Facing	
				Proposed		
Fifth	R15	LKD	W21		*North Facing	
				Proposed		
Fifth	R16	Bedroom	W22		*North Facing	
				Proposed		
Fifth	R17	Bedroom	W23		*North Facing	
				Proposed		
Fifth	R18	Bedroom	W24		*North Facing	
				Proposed		
Fifth	R19	Bedroom	W25		*North Facing	
				Proposed		
Fifth	R20	Bedroom	W26		*North Facing	
				Proposed		

254 Kilburn
High Road LLP,
Kilburn High
Road

Daylight and Sunlight - VSC and Sunlight
Results for Proposed Scheme



				Available Sunlight Hours	
Floor Ref.	Room Ref.	Room Use.	Window Ref.	Annual %	Winter %
Fifth	R21	Bedroom	W27		*North Facing
				Proposed	
Fifth	R22	Bedroom	W28		*North Facing
				Proposed	
Fifth	R23	Bedroom	W29		*North Facing
				Proposed	
Fifth	R24	LKD	W31		*North Facing
				Proposed	
Fifth	R25	Bedroom	W32		*North Facing
				Proposed	
Fifth	R27	LKD	W34		*North Facing
				Proposed	
Fifth	R27	LKD	W35		*North Facing
				Proposed	
Fifth	R28	Bedroom	W36		67
				Proposed	
Fifth	R29	Bedroom	W37		75
				Proposed	
Fifth	R30	LKD	W30		*North Facing
				Proposed	

254 Kilburn
High Road LLP,
Kilburn High
Road

Daylight and Sunlight - VSC and Sunlight
Results for Proposed Scheme - Consented
Scenario



				Available Sunlight Hours	
Floor Ref.	Room Ref.	Room Use.	Window Ref.	Annual %	Winter %

Proposed Scheme

First	R1	Bedroom	W1			
				Proposed	33	4
First	R2	Bedroom	W2			
				Proposed	17	3
First	R2	Bedroom	W3			
				Proposed	22	9
First	R3	Bedroom	W4			
				Proposed	9	6
First	R3	Bedroom	W5			
				Proposed	43	9
First	R4	Bedroom	W6			
				Proposed	45	10
First	R4	Bedroom	W7			
				Proposed	*North Facing	
First	R5	LKD	W8			
				Proposed	19	4
First	R6	Bedroom	W9			
				Proposed	17	7
First	R7	Bedroom	W10			
				Proposed	12	9
First	R7	Bedroom	W11			
				Proposed	47	12
First	R8	Bedroom	W12			
				Proposed	15	5
First	R9	Bedroom	W13			
				Proposed	12	9
First	R9	Bedroom	W14			
				Proposed	49	13
First	R10	LKD	W15			
				Proposed	49	13
First	R10	LKD	W16			
				Proposed	*North Facing	
First	R11	Bedroom	W17			
				Proposed	21	7
First	R12	Bedroom	W18			
				Proposed	21	10

254 Kilburn
High Road LLP,
Kilburn High
Road

Daylight and Sunlight - VSC and Sunlight
Results for Proposed Scheme - Consented
Scenario



				Available Sunlight Hours	
Floor Ref.	Room Ref.	Room Use.	Window Ref.	Annual %	Winter %
First	R13	Bedroom	W19		
				Proposed	13
First	R13	Bedroom	W20		
				Proposed	48
First	R14	Bedroom	W21		
				Proposed	49
First	R14	Bedroom	W22		
				Proposed	*North Facing
First	R15	Bedroom	W23		
				Proposed	23
First	R16	Bedroom	W24		
				Proposed	24
First	R17	Bedroom	W25		
				Proposed	14
First	R17	Bedroom	W26		
				Proposed	49
First	R18	Bedroom	W27		
				Proposed	50
First	R18	Bedroom	W28		
				Proposed	*North Facing
First	R18	Bedroom	W29		
				Proposed	15
First	R19	LKD	W30		
				Proposed	22
First	R19	LKD	W31		
				Proposed	*North Facing
First	R19	LKD	W32		
				Proposed	*North Facing
First	R20	LKD	W33		
				Proposed	*North Facing
First	R20	LKD	W34		
				Proposed	*North Facing
First	R20	LKD	W35		
				Proposed	*North Facing
First	R21	Bedroom	W36		
				Proposed	*North Facing
First	R21	Bedroom	W37		
				Proposed	15
First	R22	Bedroom	W38		
				Proposed	*North Facing

254 Kilburn
High Road LLP,
Kilburn High
Road

Daylight and Sunlight - VSC and Sunlight
Results for Proposed Scheme - Consented
Scenario



				Available Sunlight Hours	
Floor Ref.	Room Ref.	Room Use.	Window Ref.	Annual %	Winter %
First	R23	Bedroom	W39		*North Facing
				Proposed	
First	R24	Bedroom	W40		*North Facing
				Proposed	
First	R25	LKD	W41		*North Facing
				Proposed	
First	R26	LKD	W42		*North Facing
				Proposed	
First	R27	Bedroom	W43		*North Facing
				Proposed	
First	R28	Bedroom	W44		*North Facing
				Proposed	
First	R29	Bedroom	W45		*North Facing
				Proposed	
First	R30	LKD	W46		*North Facing
				Proposed	
First	R30	LKD	W47		*North Facing
				Proposed	
First	R31	LKD	W48		*North Facing
				Proposed	
First	R32	LKD	W49		*North Facing
				Proposed	
First	R33	Bedroom	W50		*North Facing
				Proposed	
First	R34	Bedroom	W51		*North Facing
				Proposed	
First	R35	Bedroom	W52		*North Facing
				Proposed	
First	R36	LKD	W53		*North Facing
				Proposed	
First	R36	LKD	W54		*North Facing
				Proposed	
First	R37	LKD	W55		*North Facing
				Proposed	
First	R37	LKD	W56		
				Proposed	13
First	R38	Bedroom	W57		*North Facing
				Proposed	
Second	R1	Bedroom	W1		
				Proposed	46

254 Kilburn
High Road LLP,
Kilburn High
Road

Daylight and Sunlight - VSC and Sunlight
Results for Proposed Scheme - Consented
Scenario



				Available Sunlight Hours		
Floor Ref.	Room Ref.	Room Use.	Window Ref.		Annual %	Winter %
Second	R2	Bedroom	W2			
				Proposed	27	12
Second	R2	Bedroom	W3			
				Proposed	31	15
Second	R3	Bedroom	W4			
				Proposed	17	14
Second	R3	Bedroom	W5			
				Proposed	53	16
Second	R4	Bedroom	W6			
				Proposed	54	16
Second	R4	Bedroom	W7		*North Facing	
				Proposed		
Second	R5	LKD	W8			
				Proposed	25	8
Second	R6	Bedroom	W9			
				Proposed	22	10
Second	R7	Bedroom	W10			
				Proposed	15	12
Second	R7	Bedroom	W11			
				Proposed	54	16
Second	R8	Bedroom	W12			
				Proposed	19	8
Second	R9	Bedroom	W13			
				Proposed	14	11
Second	R9	Bedroom	W14			
				Proposed	56	18
Second	R10	LKD	W15			
				Proposed	56	18
Second	R10	LKD	W16		*North Facing	
				Proposed		
Second	R11	Bedroom	W17			
				Proposed	28	11
Second	R12	Bedroom	W18			
				Proposed	27	15
Second	R13	Bedroom	W19			
				Proposed	15	12
Second	R13	Bedroom	W20			
				Proposed	56	20
Second	R14	Bedroom	W21			
				Proposed	56	19

254 Kilburn
High Road LLP,
Kilburn High
Road

Daylight and Sunlight - VSC and Sunlight
Results for Proposed Scheme - Consented
Scenario



				Available Sunlight Hours	
Floor Ref.	Room Ref.	Room Use.	Window Ref.	Annual %	Winter %
Second	R14	Bedroom	W22	Proposed	*North Facing
Second	R15	Bedroom	W23	Proposed	27 11
Second	R16	Bedroom	W24	Proposed	28 14
Second	R17	LKD	W25	Proposed	15 12
Second	R17	LKD	W26	Proposed	54 18
Second	R18	Bedroom	W27	Proposed	55 18
Second	R18	Bedroom	W28	Proposed	*North Facing
Second	R19	Bedroom	W29	Proposed	19 6
Second	R19	Bedroom	W30	Proposed	25 11
Second	R19	Bedroom	W31	Proposed	*North Facing
Second	R20	Bedroom	W32	Proposed	*North Facing
Second	R21	Kitchen	W58	Proposed	*North Facing
Second	R22	LD	W33	Proposed	*North Facing
Second	R22	LD	W34	Proposed	*North Facing
Second	R22	LD	W35	Proposed	*North Facing
Second	R23	LKD	W36	Proposed	*North Facing
Second	R23	LKD	W37	Proposed	15 3
Second	R24	Bedroom	W40	Proposed	*North Facing
Second	R25	LKD	W41	Proposed	*North Facing
Second	R26	LKD	W42	Proposed	*North Facing

254 Kilburn
High Road LLP,
Kilburn High
Road

Daylight and Sunlight - VSC and Sunlight
Results for Proposed Scheme - Consented
Scenario



				Available Sunlight Hours	
Floor Ref.	Room Ref.	Room Use.	Window Ref.	Annual %	Winter %
Second	R27	Bedroom	W43		*North Facing
				Proposed	
Second	R28	Bedroom	W44		*North Facing
				Proposed	
Second	R29	Bedroom	W45		*North Facing
				Proposed	
Second	R30	LKD	W46		*North Facing
				Proposed	
Second	R30	LKD	W47		*North Facing
				Proposed	
Second	R31	LKD	W48		*North Facing
				Proposed	
Second	R32	LKD	W49		*North Facing
				Proposed	
Second	R33	Bedroom	W50		*North Facing
				Proposed	
Second	R34	Bedroom	W51		*North Facing
				Proposed	
Second	R35	Bedroom	W52		*North Facing
				Proposed	
Second	R36	LKD	W53		*North Facing
				Proposed	
Second	R36	LKD	W54		*North Facing
				Proposed	
Second	R37	LKD	W55		*North Facing
				Proposed	
Second	R37	LKD	W56		
				Proposed	
Second	R38	Bedroom	W57		*North Facing
				Proposed	
Second	R39	Bedroom	W38		*North Facing
				Proposed	
Second	R40	Bedroom	W39		*North Facing
				Proposed	
Third	R1	Bedroom	W1		
				Proposed	
Third	R2	Bedroom	W2		
				Proposed	
Third	R2	Bedroom	W3		
				Proposed	

254 Kilburn
High Road LLP,
Kilburn High
Road

Daylight and Sunlight - VSC and Sunlight
Results for Proposed Scheme - Consented
Scenario



				Available Sunlight Hours	
Floor Ref.	Room Ref.	Room Use.	Window Ref.	Annual %	Winter %
Third	R3	LKD	W4		
				Proposed	17
Third	R3	LKD	W5		
				Proposed	57
Third	R4	LKD	W6		
				Proposed	56
Third	R4	LKD	W7		
				Proposed	*North Facing
Third	R5	Bedroom	W8		
				Proposed	27
Third	R6	Bedroom	W9		
				Proposed	25
Third	R7	Bedroom	W10		
				Proposed	15
Third	R7	Bedroom	W11		
				Proposed	56
Third	R8	Bedroom	W12		
				Proposed	20
Third	R9	Bedroom	W13		
				Proposed	14
Third	R9	Bedroom	W14		
				Proposed	57
Third	R10	LKD	W15		
				Proposed	58
Third	R10	LKD	W16		
				Proposed	*North Facing
Third	R11	Bedroom	W17		
				Proposed	29
Third	R12	Bedroom	W18		
				Proposed	28
Third	R13	Bedroom	W19		
				Proposed	15
Third	R13	Bedroom	W20		
				Proposed	59
Third	R14	Bedroom	W21		
				Proposed	59
Third	R14	Bedroom	W22		
				Proposed	*North Facing
Third	R15	Bedroom	W23		
				Proposed	31

254 Kilburn
High Road LLP,
Kilburn High
Road

Daylight and Sunlight - VSC and Sunlight
Results for Proposed Scheme - Consented
Scenario



				Available Sunlight Hours	
Floor Ref.	Room Ref.	Room Use.	Window Ref.	Annual %	Winter %
Third	R16	Bedroom	W24		
				Proposed	31
Third	R17	LKD	W25		
				Proposed	15
Third	R17	LKD	W26		
				Proposed	58
Third	R18	Bedroom	W27		
				Proposed	57
Third	R18	Bedroom	W28		
				Proposed	*North Facing
Third	R19	Bedroom	W29		
				Proposed	21
Third	R19	Bedroom	W30		
				Proposed	28
Third	R19	Bedroom	W31		
				Proposed	*North Facing
Third	R20	Bedroom	W32		
				Proposed	*North Facing
Third	R21	Kitchen	W58		
				Proposed	*North Facing
Third	R22	LD	W33		
				Proposed	*North Facing
Third	R22	LD	W34		
				Proposed	*North Facing
Third	R22	LD	W35		
				Proposed	*North Facing
Third	R23	LKD	W36		
				Proposed	*North Facing
Third	R23	LKD	W37		
				Proposed	15
Third	R24	Bedroom	W40		
				Proposed	*North Facing
Third	R25	LKD	W41		
				Proposed	*North Facing
Third	R26	LKD	W42		
				Proposed	*North Facing
Third	R27	Bedroom	W43		
				Proposed	*North Facing
Third	R28	Bedroom	W44		
				Proposed	*North Facing

254 Kilburn
High Road LLP,
Kilburn High
Road

Daylight and Sunlight - VSC and Sunlight
Results for Proposed Scheme - Consented
Scenario



				Available Sunlight Hours	
Floor Ref.	Room Ref.	Room Use.	Window Ref.	Annual %	Winter %
Third	R29	Bedroom	W45	Proposed	*North Facing
Third	R30	LKD	W46	Proposed	*North Facing
Third	R30	LKD	W47	Proposed	*North Facing
Third	R31	LKD	W48	Proposed	*North Facing
Third	R32	LKD	W49	Proposed	*North Facing
Third	R33	Bedroom	W50	Proposed	*North Facing
Third	R34	Bedroom	W51	Proposed	*North Facing
Third	R35	Bedroom	W52	Proposed	*North Facing
Third	R36	LKD	W53	Proposed	*North Facing
Third	R36	LKD	W54	Proposed	*North Facing
Third	R37	Kitchen	W55	Proposed	*North Facing
Third	R37	Kitchen	W56	Proposed	17 5
Third	R38	Bedroom	W57	Proposed	*North Facing
Third	R39	Bedroom	W38	Proposed	*North Facing
Third	R40	Bedroom	W39	Proposed	*North Facing
Fourth	R1	Bedroom	W1	Proposed	54 21
Fourth	R2	Bedroom	W2	Proposed	33 14
Fourth	R2	Bedroom	W3	Proposed	37 20
Fourth	R3	LKD	W4	Proposed	17 14
Fourth	R3	LKD	W5	Proposed	59 21

254 Kilburn
High Road LLP,
Kilburn High
Road

Daylight and Sunlight - VSC and Sunlight
Results for Proposed Scheme - Consented
Scenario



				Available Sunlight Hours	
Floor Ref.	Room Ref.	Room Use.	Window Ref.	Annual %	Winter %
Fourth	R4	LKD	W6		
				Proposed	59
Fourth	R4	LKD	W7		*North Facing
				Proposed	
Fourth	R5	Bedroom	W8		
				Proposed	30
Fourth	R6	Bedroom	W9		
				Proposed	28
Fourth	R7	Bedroom	W10		
				Proposed	15
Fourth	R7	Bedroom	W11		
				Proposed	59
Fourth	R8	Bedroom	W12		
				Proposed	22
Fourth	R9	Bedroom	W13		
				Proposed	14
Fourth	R9	Bedroom	W14		
				Proposed	59
Fourth	R10	LKD	W15		
				Proposed	59
Fourth	R10	LKD	W16		*North Facing
				Proposed	
Fourth	R11	Bedroom	W17		
				Proposed	30
Fourth	R12	Bedroom	W18		
				Proposed	28
Fourth	R13	Bedroom	W19		
				Proposed	15
Fourth	R13	Bedroom	W20		
				Proposed	59
Fourth	R14	Bedroom	W21		
				Proposed	59
Fourth	R14	Bedroom	W22		*North Facing
				Proposed	
Fourth	R15	Bedroom	W23		
				Proposed	31
Fourth	R16	Bedroom	W24		
				Proposed	31
Fourth	R17	LKD	W25		
				Proposed	15

254 Kilburn
High Road LLP,
Kilburn High
Road

Daylight and Sunlight - VSC and Sunlight
Results for Proposed Scheme - Consented
Scenario



				Available Sunlight Hours	
Floor Ref.	Room Ref.	Room Use.	Window Ref.	Annual %	Winter %
Fourth	R17	LKD	W26		
				Proposed	59
Fourth	R18	Bedroom	W27		
				Proposed	59
Fourth	R18	Bedroom	W28		
				Proposed	*North Facing
Fourth	R19	Bedroom	W29		
				Proposed	22
Fourth	R19	Bedroom	W30		
				Proposed	29
Fourth	R19	Bedroom	W31		
				Proposed	*North Facing
Fourth	R20	Bedroom	W32		
				Proposed	*North Facing
Fourth	R21	Kitchen	W58		
				Proposed	*North Facing
Fourth	R22	LD	W33		
				Proposed	*North Facing
Fourth	R22	LD	W34		
				Proposed	*North Facing
Fourth	R22	LD	W35		
				Proposed	*North Facing
Fourth	R23	LKD	W36		
				Proposed	*North Facing
Fourth	R23	LKD	W37		
				Proposed	15
Fourth	R24	Bedroom	W40		
				Proposed	*North Facing
Fourth	R25	LKD	W41		
				Proposed	*North Facing
Fourth	R26	LKD	W42		
				Proposed	*North Facing
Fourth	R27	Bedroom	W43		
				Proposed	*North Facing
Fourth	R28	Bedroom	W44		
				Proposed	*North Facing
Fourth	R29	Bedroom	W45		
				Proposed	*North Facing
Fourth	R30	LKD	W46		
				Proposed	*North Facing

254 Kilburn
High Road LLP,
Kilburn High
Road

Daylight and Sunlight - VSC and Sunlight
Results for Proposed Scheme - Consented
Scenario



					Available Sunlight Hours	
Floor Ref.	Room Ref.	Room Use.	Window Ref.		Annual %	Winter %
Fourth	R30	LKD	W47		*North Facing	
				Proposed		
Fourth	R31	LKD	W48		*North Facing	
				Proposed		
Fourth	R32	LKD	W49		*North Facing	
				Proposed		
Fourth	R33	Bedroom	W50		*North Facing	
				Proposed		
Fourth	R34	Bedroom	W51		*North Facing	
				Proposed		
Fourth	R35	Bedroom	W52		*North Facing	
				Proposed		
Fourth	R36	LKD	W53		*North Facing	
				Proposed		
Fourth	R36	LKD	W54		*North Facing	
				Proposed		
Fourth	R37	Kitchen	W55		*North Facing	
				Proposed		
Fourth	R37	Kitchen	W56		17 5	
				Proposed		
Fourth	R38	Bedroom	W57		*North Facing	
				Proposed		
Fourth	R39	Bedroom	W38		*North Facing	
				Proposed		
Fourth	R40	Bedroom	W39		*North Facing	
				Proposed		
Fifth	R1	LKD	W1		75 27	
				Proposed		
Fifth	R1	LKD	W2		55 19	
				Proposed		
Fifth	R2	Bedroom	W3		50 15	
				Proposed		
Fifth	R2	Bedroom	W4		61 22	
				Proposed		
Fifth	R3	LKD	W5		55 19	
				Proposed		
Fifth	R4	Bedroom	W6		66 24	
				Proposed		
Fifth	R5	Bedroom	W7		66 24	
				Proposed		

254 Kilburn
High Road LLP,
Kilburn High
Road

Daylight and Sunlight - VSC and Sunlight
Results for Proposed Scheme - Consented
Scenario




				Available Sunlight Hours	
Floor Ref.	Room Ref.	Room Use.	Window Ref.	Annual %	Winter %
Fifth	R6	LKD	W8		
				Proposed	55
Fifth	R7	Bedroom	W9		
				Proposed	55
Fifth	R8	LKD	W10		
				Proposed	66
Fifth	R8	LKD	W11		
				Proposed	66
Fifth	R9	LKD	W12		
				Proposed	55
Fifth	R9	LKD	W13		
				Proposed	55
Fifth	R10	Bedroom	W14		
				Proposed	66
Fifth	R11	LKD	W15		
				Proposed	66
Fifth	R12	Bedroom	W16		
				Proposed	55
Fifth	R13	Bedroom	W17		
				Proposed	50
Fifth	R13	Bedroom	W18		*North Facing
				Proposed	
Fifth	R14	LKD	W19		*North Facing
				Proposed	
Fifth	R14	LKD	W20		*North Facing
				Proposed	
Fifth	R15	LKD	W21		*North Facing
				Proposed	
Fifth	R16	Bedroom	W22		*North Facing
				Proposed	
Fifth	R17	Bedroom	W23		*North Facing
				Proposed	
Fifth	R18	Bedroom	W24		*North Facing
				Proposed	
Fifth	R19	Bedroom	W25		*North Facing
				Proposed	
Fifth	R20	Bedroom	W26		*North Facing
				Proposed	
Fifth	R21	Bedroom	W27		*North Facing
				Proposed	

254 Kilburn
High Road LLP,
Kilburn High
Road

Daylight and Sunlight - VSC and Sunlight
Results for Proposed Scheme - Consented
Scenario





					Available Sunlight Hours	
Floor Ref.	Room Ref.	Room Use.	Window Ref.		Annual %	Winter %
Fifth	R22	Bedroom	W28	Proposed	*North Facing	
Fifth	R23	Bedroom	W29	Proposed	*North Facing	
Fifth	R24	LKD	W31	Proposed	*North Facing	
Fifth	R25	Bedroom	W32	Proposed	*North Facing	
Fifth	R27	LKD	W34	Proposed	*North Facing	
Fifth	R27	LKD	W35	Proposed	*North Facing	
Fifth	R28	Bedroom	W36	Proposed	67	23
Fifth	R29	Bedroom	W37	Proposed	75	27
Fifth	R30	LKD	W30	Proposed	*North Facing	


254 Kilburn Hight Road LLP, Kilburn High Road		Average Daylight Factor - ADF Results - Proposed Scheme				
Floor Ref.	Room Ref.	Room Use	Window Ref.	ADF Proposed	Req'd Value	


Proposed Scheme


First	R1	Bedroom	W1-L	0.16	1
			W1-U	2.01	
				2.17	
First	R2	Bedroom	W2-L	0.04	1
			W2-U	0.45	
			W3-L	0.14	
			W3-U	1.06	
				1.67	
First	R3	Bedroom	W4-L	0.04	1
			W4-U	0.33	
			W5-L	0.17	
			W5-U	2.18	
				2.73	
First	R4	Bedroom	W6-L	0.18	1
			W6-U	2.26	
			W7-L	0.04	
			W7-U	0.38	
				2.87	
First	R5	LKD	W8-L	0.07	2
			W8-U	0.54	
				0.61	
First	R6	Bedroom	W9-L	0.13	1
			W9-U	1.02	
				1.15	
First	R7	Bedroom	W10-L	0.04	1
			W10-U	0.35	
			W11-L	0.19	
			W11-U	2.40	
				2.98	
First	R8	Bedroom	W12-L	0.16	1
			W12-U	1.29	
				1.45	
First	R9	Bedroom	W13-L	0.03	1
			W13-U	0.28	
			W14-L	0.16	
			W14-U	2.04	
				2.51	
First	R10	LKD	W15-L	0.14	2
			W15-U	1.82	
			W16-L	0.03	
			W16-U	0.29	
				2.29	
First	R11	Bedroom	W17-L	0.13	1
			W17-U	1.07	
				1.20	


254 Kilburn Hight Road LLP, Kilburn High Road		Average Daylight Factor - ADF Results - Proposed Scheme				
Floor Ref.	Room Ref.	Room Use	Window Ref.	ADF Proposed	Req'd Value	
First	R12	Bedroom	W18-L	0.15	1	
			W18-U	1.20		
				1.35		
First	R13	Bedroom	W19-L	0.04	1	
			W19-U	0.36		
			W20-L	0.20		
			W20-U	2.53		
				3.13		
First	R14	Bedroom	W21-L	0.20	1	
			W21-U	2.52		
			W22-L	0.04		
			W22-U	0.40		
				3.16		
First	R15	Bedroom	W23-L	0.20	1	
			W23-U	1.64		
				1.84		
First	R16	Bedroom	W24-L	0.15	1	
			W24-U	1.22		
				1.37		
First	R17	Bedroom	W25-L	0.04	1	
			W25-U	0.36		
			W26-L	0.19		
			W26-U	2.38		
				2.96		
First	R18	Bedroom	W27-L	0.17	1	
			W27-U	2.14		
			W28-L	0.04		
			W28-U	0.34		
			W29-L	0.04		
			W29-U	0.30		
				3.02		
First	R19	LKD	W30-L	0.12	2	
			W30-U	1.00		
			W31-L	0.05		
			W31-U	0.75		
			W32-L	0.09		
			W32-U	1.27		
				3.29		
First	R20	LKD	W33-L	0.13	2	
			W33-U	1.70		
			W34-L	0.11		
			W34-U	1.39		
			W35-L	0.11		
			W35-U	1.03		
				4.46		


254 Kilburn Hight Road LLP, Kilburn High Road		Average Daylight Factor - ADF Results - Proposed Scheme				
Floor Ref.	Room Ref.	Room Use	Window Ref.	ADF Proposed	Req'd Value	
First	R21	Bedroom	W36-L	0.20	1	
			W36-U	2.38		
			W37-L	0.04		
			W37-U	0.39		
				3.01		
First	R22	Bedroom	W38-L	0.22	1	
			W38-U	1.92		
				2.13		
First	R23	Bedroom	W39-L	0.17	1	
			W39-U	1.55		
				1.72		
First	R24	Bedroom	W40-L	0.15	1	
			W40-U	1.33		
				1.47		
First	R25	LKD	W41-L	0.16	2	
			W41-U	1.46		
				1.63		
First	R26	LKD	W42-L	0.16	2	
			W42-U	1.46		
				1.63		
First	R27	Bedroom	W43-L	0.15	1	
			W43-U	1.36		
				1.51		
First	R28	Bedroom	W44-L	0.23	1	
			W44-U	2.06		
				2.29		
First	R29	Bedroom	W45-L	0.23	1	
			W45-U	2.05		
				2.28		
First	R30	LKD	W46-L	0.03	2	
			W46-U	0.31		
			W47-L	0.15		
			W47-U	1.82		
				2.31		
First	R31	LKD	W48-L	0.14	2	
			W48-U	1.29		
				1.43		
First	R32	LKD	W49-L	0.16	2	
			W49-U	1.46		
				1.63		
First	R33	Bedroom	W50-L	0.14	1	
			W50-U	1.30		
				1.44		
First	R34	Bedroom	W51-L	0.23	1	
			W51-U	2.07		
				2.30		
First	R35	Bedroom	W52-L	0.23	1	
			W52-U	2.06		
				2.29		


254 Kilburn Hight Road LLP, Kilburn High Road		Average Daylight Factor - ADF Results - Proposed Scheme				
Floor Ref.	Room Ref.	Room Use	Window Ref.	ADF Proposed	Req'd Value	
First	R36	LKD	W53-L	0.03	2	
			W53-U	0.31		
			W54-L	0.18		
			W54-U	2.19		
				2.71		
First	R37	LKD	W55-L	0.18	2	
			W55-U	2.22		
			W56-L	0.03		
			W56-U	0.26		
				2.69		
First	R38	Bedroom	W57-L	0.15	1	
			W57-U	1.38		
				1.53		
Second	R1	Bedroom	W1-L	0.17	1	
			W1-U	2.18		
				2.36		
Second	R2	Bedroom	W2-L	0.04	1	
			W2-U	0.48		
			W3-L	0.15		
			W3-U	1.30		
				1.96		
Second	R3	Bedroom	W4-L	0.04	1	
			W4-U	0.39		
			W5-L	0.19		
			W5-U	2.42		
				3.05		
Second	R4	Bedroom	W6-L	0.20	1	
			W6-U	2.50		
			W7-L	0.04		
			W7-U	0.41		
				3.15		
Second	R5	LKD	W8-L	0.08	2	
			W8-U	0.67		
				0.75		
Second	R6	Bedroom	W9-L	0.15	1	
			W9-U	1.26		
				1.41		
Second	R7	Bedroom	W10-L	0.04	1	
			W10-U	0.39		
			W11-L	0.21		
			W11-U	2.64		
				3.28		
Second	R8	Bedroom	W12-L	0.18	1	
			W12-U	1.55		
				1.72		


254 Kilburn Hight Road LLP, Kilburn High Road		Average Daylight Factor - ADF Results - Proposed Scheme				
Floor Ref.	Room Ref.	Room Use	Window Ref.	ADF Proposed	Req'd Value	
Second	R9	Bedroom	W13-L	0.03	1	
			W13-U	0.31		
			W14-L	0.18		
			W14-U	2.23		
				2.75		
Second	R10	LKD	W15-L	0.16	2	
			W15-U	2.00		
			W16-L	0.03		
			W16-U	0.31		
				2.50		
Second	R11	Bedroom	W17-L	0.14	1	
			W17-U	1.25		
				1.40		
Second	R12	Bedroom	W18-L	0.16	1	
			W18-U	1.41		
				1.57		
Second	R13	Bedroom	W19-L	0.04	1	
			W19-U	0.40		
			W20-L	0.22		
			W20-U	2.77		
				3.43		
Second	R14	Bedroom	W21-L	0.22	1	
			W21-U	2.77		
			W22-L	0.04		
			W22-U	0.43		
				3.46		
Second	R15	Bedroom	W23-L	0.22	1	
			W23-U	1.92		
				2.14		
Second	R16	Bedroom	W24-L	0.19	1	
			W24-U	1.70		
				1.89		
Second	R17	LKD	W25-L	0.03	2	
			W25-U	0.31		
			W26-L	0.16		
			W26-U	2.03		
				2.53		
Second	R18	Bedroom	W27-L	0.21	1	
			W27-U	2.63		
			W28-L	0.04		
			W28-U	0.41		
				3.29		
Second	R19	Bedroom	W29-L	0.05	1	
			W29-U	0.41		
			W30-L	0.22		
			W30-U	1.91		
			W31-L	0.11		
			W31-U	1.36		
				4.06		


254 Kilburn Hight Road LLP, Kilburn High Road		Average Daylight Factor - ADF Results - Proposed Scheme				
Floor Ref.	Room Ref.	Room Use	Window Ref.	ADF Proposed	Req'd Value	
Second	R20	Bedroom	W32-L	0.26	1	
			W32-U	3.22		
				3.48		
Second	R21	Kitchen	W58	2.36	2	
				2.36		
Second	R22	LD	W33-L	0.16	1.5	
			W33-U	1.94		
			W34-L	0.12		
			W34-U	1.52		
			W35-L	0.12		
			W35-U	1.10		
				4.95		
Second	R23	LKD	W36-L	0.15	2	
			W36-U	1.82		
			W37-L	0.03		
			W37-U	0.30		
				2.30		
Second	R24	Bedroom	W40-L	0.15	1	
			W40-U	1.33		
				1.47		
Second	R25	LKD	W41-L	0.16	2	
			W41-U	1.46		
				1.63		
Second	R26	LKD	W42-L	0.16	2	
			W42-U	1.46		
				1.63		
Second	R27	Bedroom	W43-L	0.15	1	
			W43-U	1.36		
				1.51		
Second	R28	Bedroom	W44-L	0.23	1	
			W44-U	2.06		
				2.29		
Second	R29	Bedroom	W45-L	0.23	1	
			W45-U	2.05		
				2.28		
Second	R30	LKD	W46-L	0.03	2	
			W46-U	0.31		
			W47-L	0.15		
			W47-U	1.82		
				2.31		
Second	R31	LKD	W48-L	0.14	2	
			W48-U	1.29		
				1.43		
Second	R32	LKD	W49-L	0.16	2	
			W49-U	1.46		
				1.63		
Second	R33	Bedroom	W50-L	0.14	1	
			W50-U	1.30		
				1.44		


254 Kilburn Hight Road LLP, Kilburn High Road		Average Daylight Factor - ADF Results - Proposed Scheme				
Floor Ref.	Room Ref.	Room Use	Window Ref.	ADF Proposed	Req'd Value	
Second	R34	Bedroom	W51-L	0.23	1	
			W51-U	2.07		
				2.30		
Second	R35	Bedroom	W52-L	0.23	1	
			W52-U	2.06		
				2.29		
Second	R36	LKD	W53-L	0.03	2	
			W53-U	0.31		
			W54-L	0.18		
			W54-U	2.19		
				2.71		
Second	R37	LKD	W55-L	0.18	2	
			W55-U	2.22		
			W56-L	0.03		
			W56-U	0.30		
				2.74		
Second	R38	Bedroom	W57-L	0.16	1	
			W57-U	1.51		
				1.67		
Second	R39	Bedroom	W38-L	0.23	1	
			W38-U	2.03		
				2.26		
Second	R40	Bedroom	W39-L	0.23	1	
			W39-U	2.04		
				2.28		
Third	R1	Bedroom	W1-L	0.24	1	
			W1-U	2.97		
				3.21		
Third	R2	Bedroom	W2-L	0.05	1	
			W2-U	0.63		
			W3-L	0.21		
			W3-U	1.87		
				2.76		
Third	R3	LKD	W4-L	0.04	2	
			W4-U	0.34		
			W5-L	0.16		
			W5-U	2.07		
				2.62		
Third	R4	LKD	W6-L	0.16	2	
			W6-U	2.07		
			W7-L	0.03		
			W7-U	0.33		
				2.60		
Third	R5	Bedroom	W8-L	0.15	1	
			W8-U	1.30		
				1.44		
Third	R6	Bedroom	W9-L	0.16	1	
			W9-U	1.46		
				1.62		


254 Kilburn Hight Road LLP, Kilburn High Road		Average Daylight Factor - ADF Results - Proposed Scheme				
Floor Ref.	Room Ref.	Room Use	Window Ref.	ADF Proposed	Req'd Value	
Third	R7	Bedroom	W10-L	0.04		
			W10-U	0.43		
Third	R7	Bedroom	W11-L	0.23		
			W11-U	2.86		
				3.56	1	
Third	R8	Bedroom	W12-L	0.19		
			W12-U	1.74		
				1.93	1	
Third	R9	Bedroom	W13-L	0.03		
			W13-U	0.34		
			W14-L	0.19		
			W14-U	2.40		
				2.97	1	
Third	R10	LKD	W15-L	0.17		
			W15-U	2.15		
			W16-L	0.03		
			W16-U	0.33		
				2.68	2	
Third	R11	Bedroom	W17-L	0.15		
			W17-U	1.39		
				1.54	1	
Third	R12	Bedroom	W18-L	0.17		
			W18-U	1.55		
				1.73	1	
Third	R13	Bedroom	W19-L	0.04		
			W19-U	0.43		
			W20-L	0.24		
			W20-U	2.97		
				3.68	1	
Third	R14	Bedroom	W21-L	0.24		
			W21-U	2.97		
			W22-L	0.05		
			W22-U	0.45		
				3.71	1	
Third	R15	Bedroom	W23-L	0.24		
			W23-U	2.13		
				2.37	1	
Third	R16	Bedroom	W24-L	0.21		
			W24-U	1.88		
				2.09	1	
Third	R17	LKD	W25-L	0.03		
			W25-U	0.33		
			W26-L	0.17		
			W26-U	2.18		
				2.72	2	


254 Kilburn Hight Road LLP, Kilburn High Road		Average Daylight Factor - ADF Results - Proposed Scheme				
Floor Ref.	Room Ref.	Room Use	Window Ref.	ADF Proposed	Req'd Value	
Third	R18	Bedroom	W27-L	0.22	1	
			W27-U	2.82		
			W28-L	0.04		
			W28-U	0.44		
				3.53		
Third	R19	Bedroom	W29-L	0.05	1	
			W29-U	0.46		
			W30-L	0.23		
			W30-U	2.12		
			W31-L	0.11		
			W31-U	1.39		
Third	R20	Bedroom	W32-L	0.27	1	
			W32-U	3.26		
				3.53		
Third	R21	Kitchen	W58	2.39	2	
				2.39		
Third	R22	LD	W33-L	0.16	1.5	
			W33-U	1.96		
			W34-L	0.12		
			W34-U	1.53		
			W35-L	0.12		
			W35-U	1.10		
				4.99		
Third	R23	LKD	W36-L	0.15	2	
			W36-U	1.82		
			W37-L	0.03		
			W37-U	0.30		
				2.30		
Third	R24	Bedroom	W40-L	0.15	1	
			W40-U	1.33		
				1.47		
Third	R25	LKD	W41-L	0.16	2	
			W41-U	1.46		
				1.63		
Third	R26	LKD	W42-L	0.16	2	
			W42-U	1.46		
				1.63		
Third	R27	Bedroom	W43-L	0.15	1	
			W43-U	1.36		
				1.51		
Third	R28	Bedroom	W44-L	0.23	1	
			W44-U	2.06		
				2.29		
Third	R29	Bedroom	W45-L	0.23	1	
			W45-U	2.05		
				2.28		


254 Kilburn Hight Road LLP, Kilburn High Road		Average Daylight Factor - ADF Results - Proposed Scheme				
Floor Ref.	Room Ref.	Room Use	Window Ref.	ADF Proposed	Req'd Value	
Third	R30	LKD	W46-L W46-U W47-L W47-U	0.03 0.31 0.15 1.82 2.31	2	
Third	R31	LKD	W48-L W48-U	0.14 1.29 1.43	2	
Third	R32	LKD	W49-L W49-U	0.16 1.46 1.63	2	
Third	R33	Bedroom	W50-L W50-U	0.14 1.30 1.44	1	
Third	R34	Bedroom	W51-L W51-U	0.23 2.07 2.30	1	
Third	R35	Bedroom	W52-L W52-U	0.23 2.06 2.29	1	
Third	R36	LKD	W53-L W53-U W54-L W54-U	0.03 0.31 0.18 2.19 2.71	2	
Third	R37	Kitchen	W55-L W55-U W56-L W56-U	0.17 2.03 0.03 0.29 2.52	2	
Third	R38	Bedroom	W57-L W57-U	0.15 1.30 1.45	1	
Third	R39	Bedroom	W38-L W38-U	0.23 2.03 2.26	1	
Third	R40	Bedroom	W39-L W39-U	0.23 2.04 2.28	1	
Fourth	R1	Bedroom	W1-L W1-U	0.26 3.32 3.58	1	
Fourth	R2	Bedroom	W2-L W2-U W3-L W3-U	0.05 0.69 0.23 2.06 3.03	1	


254 Kilburn Hight Road LLP, Kilburn High Road		Average Daylight Factor - ADF Results - Proposed Scheme				
Floor Ref.	Room Ref.	Room Use	Window Ref.	ADF Proposed	Req'd Value	
Fourth	R3	LKD	W4-L	0.04	2	
			W4-U	0.37		
			W5-L	0.18		
			W5-U	2.24		
				2.83		
Fourth	R4	LKD	W6-L	0.18	2	
			W6-U	2.24		
			W7-L	0.03		
			W7-U	0.34		
				2.79		
Fourth	R5	Bedroom	W8-L	0.16	1	
			W8-U	1.43		
				1.59		
Fourth	R6	Bedroom	W9-L	0.18	1	
			W9-U	1.61		
				1.79		
Fourth	R7	Bedroom	W10-L	0.05		
			W10-U	0.46		
Fourth	R7	Bedroom	W11-L	0.24	1	
			W11-U	3.06		
				3.81		
Fourth	R8	Bedroom	W12-L	0.20	1	
			W12-U	1.88		
				2.08		
Fourth	R9	Bedroom	W13-L	0.03	1	
			W13-U	0.36		
			W14-L	0.20		
			W14-U	2.54		
				3.14		
Fourth	R10	LKD	W15-L	0.18	2	
			W15-U	2.26		
			W16-L	0.03		
			W16-U	0.35		
				2.82		
Fourth	R11	Bedroom	W17-L	0.16	1	
			W17-U	1.47		
				1.63		
Fourth	R12	Bedroom	W18-L	0.18	1	
			W18-U	1.64		
				1.83		
Fourth	R13	Bedroom	W19-L	0.05	1	
			W19-U	0.46		
			W20-L	0.25		
			W20-U	3.10		
				3.86		

254 Kilburn Hight Road LLP, Kilburn High Road		Average Daylight Factor - ADF Results - Proposed Scheme				
Floor Ref.	Room Ref.	Room Use	Window Ref.	ADF Proposed	Req'd Value	
Fourth	R14	Bedroom	W21-L	0.25	3.88	1
			W21-U	3.11		
			W22-L	0.05		
			W22-U	0.47		
Fourth	R15	Bedroom	W23-L	0.25	2.50	1
			W23-U	2.25		
Fourth	R16	Bedroom	W24-L	0.22	2.21	1
			W24-U	1.99		
Fourth	R17	LKD	W25-L	0.03	2.84	2
			W25-U	0.34		
			W26-L	0.18		
			W26-U	2.29		
Fourth	R18	Bedroom	W27-L	0.24	3.70	1
			W27-U	2.96		
			W28-L	0.05		
			W28-U	0.46		
Fourth	R19	Bedroom	W29-L	0.05	4.55	1
			W29-U	0.49		
			W30-L	0.25		
			W30-U	2.25		
			W31-L	0.11		
			W31-U	1.40		
Fourth	R20	Bedroom	W32-L	0.27	3.55	1
			W32-U	3.28		
Fourth	R21	Kitchen	W58	2.39	2.39	2
Fourth	R22	LD	W33-L	0.16	5.01	1.5
			W33-U	1.97		
			W34-L	0.13		
			W34-U	1.53		
			W35-L	0.12		
			W35-U	1.10		
Fourth	R23	LKD	W36-L	0.15	2.30	2
			W36-U	1.82		
			W37-L	0.03		
			W37-U	0.30		
Fourth	R24	Bedroom	W40-L	0.15	1.47	1
			W40-U	1.33		

254 Kilburn Hight Road LLP, Kilburn High Road		Average Daylight Factor - ADF Results - Proposed Scheme				
Floor Ref.	Room Ref.	Room Use	Window Ref.	ADF Proposed	Req'd Value	
Fourth	R25	LKD	W41-L	0.16	2	
			W41-U	1.46		
				1.63		
Fourth	R26	LKD	W42-L	0.16	2	
			W42-U	1.46		
				1.63		
Fourth	R27	Bedroom	W43-L	0.15	1	
			W43-U	1.36		
				1.51		
Fourth	R28	Bedroom	W44-L	0.23	1	
			W44-U	2.06		
				2.29		
Fourth	R29	Bedroom	W45-L	0.23	1	
			W45-U	2.05		
				2.28		
Fourth	R30	LKD	W46-L	0.03	2	
			W46-U	0.31		
			W47-L	0.15		
			W47-U	1.82		
				2.31		
Fourth	R31	LKD	W48-L	0.14	2	
			W48-U	1.29		
				1.43		
Fourth	R32	LKD	W49-L	0.16	2	
			W49-U	1.46		
				1.63		
Fourth	R33	Bedroom	W50-L	0.14	1	
			W50-U	1.30		
				1.44		
Fourth	R34	Bedroom	W51-L	0.23	1	
			W51-U	2.07		
				2.30		
Fourth	R35	Bedroom	W52-L	0.23	1	
			W52-U	2.06		
				2.29		
Fourth	R36	LKD	W53-L	0.03	2	
			W53-U	0.31		
			W54-L	0.18		
			W54-U	2.19		
				2.71		
Fourth	R37	Kitchen	W55-L	0.17	2	
			W55-U	2.03		
			W56-L	0.03		
			W56-U	0.29		
				2.52		
Fourth	R38	Bedroom	W57-L	0.15	1	
			W57-U	1.30		
				1.45		

254 Kilburn Hight Road LLP, Kilburn High Road		Average Daylight Factor - ADF Results - Proposed Scheme				
Floor Ref.	Room Ref.	Room Use	Window Ref.	ADF Proposed	Req'd Value	
Fourth	R39	Bedroom	W38-L	0.23	1	
			W38-U	2.03		
				2.26		
Fourth	R40	Bedroom	W39-L	0.23	1	
			W39-U	2.04		
				2.28		
Fifth	R1	LKD	W1-L	0.20	2	
			W1-U	2.65		
			W2-L	0.20		
			W2-U	2.65		
				5.70		
Fifth	R2	Bedroom	W3-L	0.15	1	
			W3-U	1.99		
			W4-L	0.15		
			W4-U	1.99		
				4.28		
Fifth	R3	LKD	W5-L	0.15	2	
			W5-U	2.15		
				2.30		
Fifth	R4	Bedroom	W6-L	0.31	1	
			W6-U	4.21		
				4.52		
Fifth	R5	Bedroom	W7-L	0.25	1	
			W7-U	3.38		
				3.63		
Fifth	R6	LKD	W8-L	0.19	2	
			W8-U	2.60		
				2.79		
Fifth	R7	Bedroom	W9-L	0.32	1	
			W9-U	4.29		
				4.60		
Fifth	R8	LKD	W10-L	0.15	2	
			W10-U	2.05		
Fifth	R8	LKD	W11-L	0.15	2	
			W11-U	2.06		
				4.41		
Fifth	R9	LKD	W12-L	0.15	2	
			W12-U	2.07		
			W13-L	0.15		
			W13-U	2.05		
				4.42		
Fifth	R10	Bedroom	W14-L	0.32	1	
			W14-U	4.36		
				4.68		
Fifth	R11	LKD	W15-L	0.20	2	
			W15-U	2.65		
				2.84		

254 Kilburn Hight Road LLP, Kilburn High Road		Average Daylight Factor - ADF Results - Proposed Scheme				
Floor Ref.	Room Ref.	Room Use	Window Ref.	ADF Proposed	Req'd Value	
Fifth	R12	Bedroom	W16-L W16-U	0.30 4.11 4.42	1	
Fifth	R13	Bedroom	W17-L W17-U W18-L W18-U	0.15 1.97 0.33 4.43 6.87	1	
Fifth	R14	LKD	W19-L W19-U W20-L W20-U	0.16 2.01 0.16 2.11 4.43	2	
Fifth	R15	LKD	W21-L W21-U	0.22 2.96 3.18	2	
Fifth	R16	Bedroom	W22-L W22-U	0.37 4.92 5.29	1	
Fifth	R17	Bedroom	W23-L W23-U	0.33 4.43 4.76	1	
Fifth	R18	Bedroom	W24-L W24-U	0.20 2.67 2.87	1	
Fifth	R19	Bedroom	W25-L W25-U	0.23 3.09 3.31	1	
Fifth	R20	Bedroom	W26-L W26-U	0.23 3.08 3.31	1	
Fifth	R21	Bedroom	W27-L W27-U	0.20 2.66 2.86	1	
Fifth	R22	Bedroom	W28-L W28-U	0.29 3.93 4.22	1	
Fifth	R23	Bedroom	W29-L W29-U	0.36 4.84 5.20	1	
Fifth	R24	LKD	W31-L W31-U	0.22 2.96 3.18	2	
Fifth	R25	Bedroom	W32-L W32-U	0.37 4.97 5.35	1	

254 Kilburn Hight Road LLP, Kilburn High Road		Average Daylight Factor - ADF Results - Proposed Scheme				
Floor Ref.	Room Ref.	Room Use	Window Ref.	ADF Proposed	Req'd Value	
Fifth	R27	LKD	W34-L	0.19	2	
			W34-U	2.53		
			W35-L	0.19		
			W35-U	2.53		
				5.44		
Fifth	R28	Bedroom	W36-L	0.24	1	
			W36-U	3.09		
				3.32		
Fifth	R29	Bedroom	W37-L	0.31	1	
			W37-U	4.08		
				4.39		
Fifth	R30	LKD	W30-L	0.22	2	
			W30-U	2.91		
				3.13		

Floor Ref.	Room Ref.	Room Use.	Room Area	Lit Area Proposed
------------	-----------	-----------	-----------	-------------------

Proposed Scheme

First	R1	Bedroom	Area m2 % of room	17.06 16.96	99.41%
First	R2	Bedroom	Area m2 % of room	17.26 16.65	96.47%
First	R3	Bedroom	Area m2 % of room	15.33 13.76	89.76%
First	R4	Bedroom	Area m2 % of room	14.6 12.24	83.84%
First	R5	LKD	Area m2 % of room	24.38 10.04	41.18%
First	R6	Bedroom	Area m2 % of room	11.08 9.61	86.73%
First	R7	Bedroom	Area m2 % of room	13.05 11.35	86.97%
First	R8	Bedroom	Area m2 % of room	11.64 11.28	96.91%
First	R9	Bedroom	Area m2 % of room	15.55 15.09	97.04%
First	R10	LKD	Area m2 % of room	20.92 20.87	99.76%
First	R11	Bedroom	Area m2 % of room	12.35 12.28	99.43%
First	R12	Bedroom	Area m2 % of room	11.07 10.99	99.28%
First	R13	Bedroom	Area m2 % of room	13.06 12.75	97.63%
First	R14	Bedroom	Area m2 % of room	13.04 12.76	97.85%
First	R15	Bedroom	Area m2 % of room	11.07 11.05	99.82%
First	R16	Bedroom	Area m2 % of room	16.27 16.23	99.75%
First	R17	Bedroom	Area m2 % of room	16.05 16.05	100.00%
First	R18	Bedroom	Area m2 % of room	18.28 18.28	100.00%
First	R19	LKD	Area m2 % of room	27.47 27.47	100.00%

254 Kilburn Hight
Road LLP, Kilburn
High Road

Daylight Distribution - DD Results for Proposed
Scheme



Floor Ref.	Room Ref.	Room Use.		Room Area	Lit Area Proposed
First	R20	LKD	Area m2 % of room	29.73	29.73 100.00%
First	R21	Bedroom	Area m2 % of room	17.91	17.91 100.00%
First	R22	Bedroom	Area m2 % of room	13.46	13.43 99.78%
First	R23	Bedroom	Area m2 % of room	17.18	17.15 99.83%
First	R24	Bedroom	Area m2 % of room	12.44	12.42 99.84%
First	R25	LKD	Area m2 % of room	24.31	24.26 99.79%
First	R26	LKD	Area m2 % of room	24.29	24.25 99.84%
First	R27	Bedroom	Area m2 % of room	12.43	12.42 99.92%
First	R28	Bedroom	Area m2 % of room	12.4	12.37 99.76%
First	R29	Bedroom	Area m2 % of room	12.4	12.37 99.76%
First	R30	LKD	Area m2 % of room	24.3	24.3 100.00%
First	R31	LKD	Area m2 % of room	24.35	24.35 100.00%
First	R32	LKD	Area m2 % of room	24.35	24.33 99.92%
First	R33	Bedroom	Area m2 % of room	12.46	12.45 99.92%
First	R34	Bedroom	Area m2 % of room	12.42	12.39 99.76%
First	R35	Bedroom	Area m2 % of room	12.44	12.41 99.76%
First	R36	LKD	Area m2 % of room	24.33	24.33 100.00%
First	R37	LKD	Area m2 % of room	25.03	25.03 100.00%
First	R38	Bedroom	Area m2 % of room	17.35	16.53 95.27%
Second	R1	Bedroom	Area m2 % of room	17.06	17.04 99.88%
Second	R2	Bedroom	Area m2 % of room	17.26	17.18 99.54%

254 Kilburn Hight
Road LLP, Kilburn
High Road

Daylight Distribution - DD Results for Proposed
Scheme



Floor Ref.	Room Ref.	Room Use.		Room Area	Lit Area Proposed
Second	R3	Bedroom	Area m2 % of room	15.33	15.3 99.80%
Second	R4	Bedroom	Area m2 % of room	14.6	14.33 98.15%
Second	R5	LKD	Area m2 % of room	24.38	16.72 68.58%
Second	R6	Bedroom	Area m2 % of room	11.08	11.01 99.37%
Second	R7	Bedroom	Area m2 % of room	13.05	12.7 97.32%
Second	R8	Bedroom	Area m2 % of room	11.64	11.62 99.83%
Second	R9	Bedroom	Area m2 % of room	15.55	15.21 97.81%
Second	R10	LKD	Area m2 % of room	20.92	20.92 100.00%
Second	R11	Bedroom	Area m2 % of room	12.35	12.28 99.43%
Second	R12	Bedroom	Area m2 % of room	11.07	10.99 99.28%
Second	R13	Bedroom	Area m2 % of room	13.06	12.78 97.86%
Second	R14	Bedroom	Area m2 % of room	13.04	12.8 98.16%
Second	R15	Bedroom	Area m2 % of room	11.07	11.05 99.82%
Second	R16	Bedroom	Area m2 % of room	12.33	12.3 99.76%
Second	R17	LKD	Area m2 % of room	20.91	20.91 100.00%
Second	R18	Bedroom	Area m2 % of room	13.31	13.31 100.00%
Second	R19	Bedroom	Area m2 % of room	14.67	14.65 99.86%
Second	R20	Bedroom	Area m2 % of room	8.68	8.58 98.85%
Second	R21	Kitchen	Area m2 % of room	4.25	3.83 90.12%
Second	R22	LD	Area m2 % of room	28.55	28.55 100.00%
Second	R23	LKD	Area m2 % of room	23.94	23.94 100.00%

254 Kilburn Hight
Road LLP, Kilburn
High Road

Daylight Distribution - DD Results for Proposed
Scheme




Floor Ref.	Room Ref.	Room Use.		Room Area	Lit Area Proposed
Second	R24	Bedroom	Area m2 % of room	12.44	12.42 99.84%
Second	R25	LKD	Area m2 % of room	24.31	24.26 99.79%
Second	R26	LKD	Area m2 % of room	24.29	24.25 99.84%
Second	R27	Bedroom	Area m2 % of room	12.43	12.42 99.92%
Second	R28	Bedroom	Area m2 % of room	12.4	12.37 99.76%
Second	R29	Bedroom	Area m2 % of room	12.4	12.37 99.76%
Second	R30	LKD	Area m2 % of room	24.3	24.3 100.00%
Second	R31	LKD	Area m2 % of room	24.35	24.35 100.00%
Second	R32	LKD	Area m2 % of room	24.35	24.33 99.92%
Second	R33	Bedroom	Area m2 % of room	12.46	12.45 99.92%
Second	R34	Bedroom	Area m2 % of room	12.42	12.39 99.76%
Second	R35	Bedroom	Area m2 % of room	12.44	12.41 99.76%
Second	R36	LKD	Area m2 % of room	24.33	24.33 100.00%
Second	R37	LKD	Area m2 % of room	25.03	25.03 100.00%
Second	R38	Bedroom	Area m2 % of room	17.35	16.53 95.27%
Second	R39	Bedroom	Area m2 % of room	12.4	12.38 99.84%
Second	R40	Bedroom	Area m2 % of room	12.4	12.38 99.84%
Third	R1	Bedroom	Area m2 % of room	12.76	12.74 99.84%
Third	R2	Bedroom	Area m2 % of room	12.35	12.34 99.92%
Third	R3	LKD	Area m2 % of room	20.91	20.83 99.62%
Third	R4	LKD	Area m2 % of room	20.91	20.89 99.90%

254 Kilburn Hight
Road LLP, Kilburn
High Road

Daylight Distribution - DD Results for Proposed
Scheme



Floor Ref.	Room Ref.	Room Use.		Room Area	Lit Area Proposed
Third	R5	Bedroom	Area m2 % of room	12.35	12.28 99.43%
Third	R6	Bedroom	Area m2 % of room	11.08	11.01 99.37%
Third	R7	Bedroom	Area m2 % of room	13.05	12.77 97.85%
Third	R8	Bedroom	Area m2 % of room	11.64	11.62 99.83%
Third	R9	Bedroom	Area m2 % of room	15.55	15.23 97.94%
Third	R10	LKD	Area m2 % of room	20.92	20.92 100.00%
Third	R11	Bedroom	Area m2 % of room	12.35	12.28 99.43%
Third	R12	Bedroom	Area m2 % of room	11.07	10.99 99.28%
Third	R13	Bedroom	Area m2 % of room	13.06	12.8 98.01%
Third	R14	Bedroom	Area m2 % of room	13.04	12.81 98.24%
Third	R15	Bedroom	Area m2 % of room	11.07	11.05 99.82%
Third	R16	Bedroom	Area m2 % of room	12.33	12.3 99.76%
Third	R17	LKD	Area m2 % of room	20.91	20.91 100.00%
Third	R18	Bedroom	Area m2 % of room	13.31	13.31 100.00%
Third	R19	Bedroom	Area m2 % of room	14.67	14.65 99.86%
Third	R20	Bedroom	Area m2 % of room	8.68	8.58 98.85%
Third	R21	Kitchen	Area m2 % of room	4.25	3.83 90.12%
Third	R22	LD	Area m2 % of room	28.55	28.55 100.00%
Third	R23	LKD	Area m2 % of room	23.94	23.94 100.00%
Third	R24	Bedroom	Area m2 % of room	12.44	12.42 99.84%
Third	R25	LKD	Area m2 % of room	24.31	24.26 99.79%

254 Kilburn Hight Road LLP, Kilburn High Road		Daylight Distribution - DD Results for Proposed Scheme			
Floor Ref.	Room Ref.	Room Use.		Room Area	Lit Area Proposed
Third	R26	LKD	Area m2 % of room	24.29	24.25 99.84%
Third	R27	Bedroom	Area m2 % of room	12.43	12.42 99.92%
Third	R28	Bedroom	Area m2 % of room	12.4	12.37 99.76%
Third	R29	Bedroom	Area m2 % of room	12.4	12.37 99.76%
Third	R30	LKD	Area m2 % of room	24.3	24.3 100.00%
Third	R31	LKD	Area m2 % of room	24.35	24.35 100.00%
Third	R32	LKD	Area m2 % of room	24.35	24.33 99.92%
Third	R33	Bedroom	Area m2 % of room	12.46	12.45 99.92%
Third	R34	Bedroom	Area m2 % of room	12.42	12.39 99.76%
Third	R35	Bedroom	Area m2 % of room	12.44	12.41 99.76%
Third	R36	LKD	Area m2 % of room	24.33	24.33 100.00%
Third	R37	Kitchen	Area m2 % of room	29.03	29 99.90%
Third	R38	Bedroom	Area m2 % of room	20.23	20.15 99.60%
Third	R39	Bedroom	Area m2 % of room	12.4	12.38 99.84%
Third	R40	Bedroom	Area m2 % of room	12.4	12.38 99.84%
Fourth	R1	Bedroom	Area m2 % of room	12.76	12.74 99.84%
Fourth	R2	Bedroom	Area m2 % of room	12.35	12.34 99.92%
Fourth	R3	LKD	Area m2 % of room	20.91	20.87 99.81%
Fourth	R4	LKD	Area m2 % of room	20.91	20.9 99.95%
Fourth	R5	Bedroom	Area m2 % of room	12.35	12.28 99.43%
Fourth	R6	Bedroom	Area m2 % of room	11.08	11.01 99.37%

254 Kilburn Hight
Road LLP, Kilburn
High Road

Daylight Distribution - DD Results for Proposed
Scheme



Floor Ref.	Room Ref.	Room Use.		Room Area	Lit Area Proposed
Fourth	R7	Bedroom	Area m2 % of room	13.05	12.78 97.93%
Fourth	R8	Bedroom	Area m2 % of room	11.64	11.62 99.83%
Fourth	R9	Bedroom	Area m2 % of room	15.55	15.23 97.94%
Fourth	R10	LKD	Area m2 % of room	20.92	20.92 100.00%
Fourth	R11	Bedroom	Area m2 % of room	12.35	12.28 99.43%
Fourth	R12	Bedroom	Area m2 % of room	11.07	10.99 99.28%
Fourth	R13	Bedroom	Area m2 % of room	13.06	12.8 98.01%
Fourth	R14	Bedroom	Area m2 % of room	13.04	12.81 98.24%
Fourth	R15	Bedroom	Area m2 % of room	11.07	11.05 99.82%
Fourth	R16	Bedroom	Area m2 % of room	12.33	12.3 99.76%
Fourth	R17	LKD	Area m2 % of room	20.91	20.91 100.00%
Fourth	R18	Bedroom	Area m2 % of room	13.31	13.31 100.00%
Fourth	R19	Bedroom	Area m2 % of room	14.67	14.66 99.93%
Fourth	R20	Bedroom	Area m2 % of room	8.68	8.58 98.85%
Fourth	R21	Kitchen	Area m2 % of room	4.25	3.83 90.12%
Fourth	R22	LD	Area m2 % of room	28.55	28.55 100.00%
Fourth	R23	LKD	Area m2 % of room	23.94	23.94 100.00%
Fourth	R24	Bedroom	Area m2 % of room	12.44	12.42 99.84%
Fourth	R25	LKD	Area m2 % of room	24.31	24.26 99.79%
Fourth	R26	LKD	Area m2 % of room	24.29	24.25 99.84%
Fourth	R27	Bedroom	Area m2 % of room	12.43	12.42 99.92%

254 Kilburn High
Road LLP, Kilburn
High Road

Daylight Distribution - DD Results for Proposed
Scheme



Floor Ref.	Room Ref.	Room Use.		Room Area	Lit Area Proposed
Fourth	R28	Bedroom	Area m2 % of room	12.4	12.37 99.76%
Fourth	R29	Bedroom	Area m2 % of room	12.4	12.37 99.76%
Fourth	R30	LKD	Area m2 % of room	24.3	24.3 100.00%
Fourth	R31	LKD	Area m2 % of room	24.35	24.35 100.00%
Fourth	R32	LKD	Area m2 % of room	24.35	24.33 99.92%
Fourth	R33	Bedroom	Area m2 % of room	12.46	12.45 99.92%
Fourth	R34	Bedroom	Area m2 % of room	12.42	12.39 99.76%
Fourth	R35	Bedroom	Area m2 % of room	12.44	12.41 99.76%
Fourth	R36	LKD	Area m2 % of room	24.33	24.33 100.00%
Fourth	R37	Kitchen	Area m2 % of room	29.03	29 99.90%
Fourth	R38	Bedroom	Area m2 % of room	20.23	20.15 99.60%
Fourth	R39	Bedroom	Area m2 % of room	12.4	12.38 99.84%
Fourth	R40	Bedroom	Area m2 % of room	12.4	12.38 99.84%
Fifth	R1	LKD	Area m2 % of room	21.46	21.46 100.00%
Fifth	R2	Bedroom	Area m2 % of room	12.12	12.12 100.00%
Fifth	R3	LKD	Area m2 % of room	29.18	29.04 99.52%
Fifth	R4	Bedroom	Area m2 % of room	11.83	11.8 99.75%
Fifth	R5	Bedroom	Area m2 % of room	15.65	15.65 100.00%
Fifth	R6	LKD	Area m2 % of room	21.55	21.53 99.91%
Fifth	R7	Bedroom	Area m2 % of room	11.03	11.01 99.82%
Fifth	R8	LKD	Area m2 % of room	29.13	29.09 99.86%

254 Kilburn Hight
Road LLP, Kilburn
High Road

Daylight Distribution - DD Results for Proposed
Scheme



Floor Ref.	Room Ref.	Room Use.		Room Area	Lit Area Proposed
Fifth	R9	LKD	Area m2 % of room	29.08	29.04 99.86%
Fifth	R10	Bedroom	Area m2 % of room	10.85	10.83 99.82%
Fifth	R11	LKD	Area m2 % of room	21.05	21.03 99.90%
Fifth	R12	Bedroom	Area m2 % of room	12.48	12.45 99.76%
Fifth	R13	Bedroom	Area m2 % of room	10.17	10.16 99.90%
Fifth	R14	LKD	Area m2 % of room	27.74	27.72 99.93%
Fifth	R15	LKD	Area m2 % of room	18.27	18.26 99.95%
Fifth	R16	Bedroom	Area m2 % of room	9.58	9.57 99.90%
Fifth	R17	Bedroom	Area m2 % of room	11.17	11.13 99.64%
Fifth	R18	Bedroom	Area m2 % of room	14.61	14.54 99.52%
Fifth	R19	Bedroom	Area m2 % of room	17.46	17.43 99.83%
Fifth	R20	Bedroom	Area m2 % of room	17.46	17.43 99.83%
Fifth	R21	Bedroom	Area m2 % of room	14.63	14.56 99.52%
Fifth	R22	Bedroom	Area m2 % of room	12.92	12.88 99.69%
Fifth	R23	Bedroom	Area m2 % of room	9.81	9.81 100.00%
Fifth	R24	LKD	Area m2 % of room	18.4	18.36 99.78%
Fifth	R25	Bedroom	Area m2 % of room	9.42	9.4 99.79%
Fifth	R27	LKD	Area m2 % of room	22.82	22.71 99.52%
Fifth	R28	Bedroom	Area m2 % of room	12.53	12.37 98.72%
Fifth	R29	Bedroom	Area m2 % of room	12.46	12.45 99.92%
Fifth	R30	LKD	Area m2 % of room	18.61	18.59 99.89%

254 Kilburn Hight
Road LLP, Kilburn
High Road


Average Daylight Factor - ADF Results - Proposed
Scheme - Consented Scenario





Floor Ref.	Room Ref.	Room Use	Window Ref.	ADF Proposed	Req'd Value
------------	-----------	----------	-------------	--------------	-------------


Proposed Scheme


First	R1	Bedroom	W1-L	0.14	1
			W1-U	1.83	
				1.97	
First	R2	Bedroom	W2-L	0.02	1
			W2-U	0.34	
			W3-L	0.13	
			W3-U	0.98	
				1.48	
First	R3	Bedroom	W4-L	0.03	1
			W4-U	0.28	
			W5-L	0.17	
			W5-U	2.16	
				2.64	
First	R4	Bedroom	W6-L	0.18	1
			W6-U	2.25	
			W7-L	0.04	
			W7-U	0.38	
				2.85	
First	R5	LKD	W8-L	0.07	2
			W8-U	0.54	
				0.61	
First	R6	Bedroom	W9-L	0.13	1
			W9-U	1.01	
				1.14	
First	R7	Bedroom	W10-L	0.04	1
			W10-U	0.34	
			W11-L	0.19	
			W11-U	2.40	
				2.96	
First	R8	Bedroom	W12-L	0.16	1
			W12-U	1.29	
				1.45	
First	R9	Bedroom	W13-L	0.03	1
			W13-U	0.28	
			W14-L	0.16	
			W14-U	2.04	
				2.51	
First	R10	LKD	W15-L	0.14	2
			W15-U	1.82	
			W16-L	0.03	
			W16-U	0.29	
				2.29	
First	R11	Bedroom	W17-L	0.13	1
			W17-U	1.07	
				1.20	


254 Kilburn Hight Road LLP, Kilburn High Road		Average Daylight Factor - ADF Results - Proposed Scheme - Consented Scenario				
Floor Ref.	Room Ref.	Room Use	Window Ref.	ADF Proposed	Req'd Value	
First	R12	Bedroom	W18-L	0.15	1	
			W18-U	1.20		
				1.34		
First	R13	Bedroom	W19-L	0.04	1	
			W19-U	0.36		
			W20-L	0.20		
			W20-U	2.52		
				3.12		
First	R14	Bedroom	W21-L	0.20	1	
			W21-U	2.52		
			W22-L	0.04		
			W22-U	0.40		
				3.16		
First	R15	Bedroom	W23-L	0.20	1	
			W23-U	1.64		
				1.83		
First	R16	Bedroom	W24-L	0.15	1	
			W24-U	1.22		
				1.37		
First	R17	Bedroom	W25-L	0.04	1	
			W25-U	0.36		
			W26-L	0.19		
			W26-U	2.38		
				2.96		
First	R18	Bedroom	W27-L	0.17	1	
			W27-U	2.14		
			W28-L	0.04		
			W28-U	0.34		
			W29-L	0.04		
			W29-U	0.30		
				3.02		
First	R19	LKD	W30-L	0.12	2	
			W30-U	1.00		
			W31-L	0.05		
			W31-U	0.75		
			W32-L	0.09		
			W32-U	1.27		
				3.29		
First	R20	LKD	W33-L	0.13	2	
			W33-U	1.70		
			W34-L	0.11		
			W34-U	1.39		
			W35-L	0.11		
			W35-U	1.03		
				4.46		


254 Kilburn Hight Road LLP, Kilburn High Road		Average Daylight Factor - ADF Results - Proposed Scheme - Consented Scenario				
Floor Ref.	Room Ref.	Room Use	Window Ref.	ADF Proposed	Req'd Value	
First	R21	Bedroom	W36-L	0.20	1	
			W36-U	2.38		
			W37-L	0.04		
			W37-U	0.39		
				3.01		
First	R22	Bedroom	W38-L	0.22	1	
			W38-U	1.92		
				2.13		
First	R23	Bedroom	W39-L	0.17	1	
			W39-U	1.55		
				1.72		
First	R24	Bedroom	W40-L	0.15	1	
			W40-U	1.33		
				1.47		
First	R25	LKD	W41-L	0.16	2	
			W41-U	1.46		
				1.63		
First	R26	LKD	W42-L	0.16	2	
			W42-U	1.46		
				1.63		
First	R27	Bedroom	W43-L	0.15	1	
			W43-U	1.36		
				1.51		
First	R28	Bedroom	W44-L	0.23	1	
			W44-U	2.06		
				2.29		
First	R29	Bedroom	W45-L	0.23	1	
			W45-U	2.05		
				2.28		
First	R30	LKD	W46-L	0.03	2	
			W46-U	0.31		
			W47-L	0.15		
			W47-U	1.82		
				2.31		
First	R31	LKD	W48-L	0.14	2	
			W48-U	1.29		
				1.43		
First	R32	LKD	W49-L	0.16	2	
			W49-U	1.46		
				1.63		
First	R33	Bedroom	W50-L	0.14	1	
			W50-U	1.30		
				1.44		
First	R34	Bedroom	W51-L	0.23	1	
			W51-U	2.07		
				2.30		
First	R35	Bedroom	W52-L	0.23	1	
			W52-U	2.06		
				2.29		

254 Kilburn Hight Road LLP, Kilburn High Road		Average Daylight Factor - ADF Results - Proposed Scheme - Consented Scenario				
Floor Ref.	Room Ref.	Room Use	Window Ref.	ADF Proposed	Req'd Value	
First	R36	LKD	W53-L	0.03	2	
			W53-U	0.31		
			W54-L	0.18		
			W54-U	2.19		
				2.71		
First	R37	LKD	W55-L	0.18	2	
			W55-U	2.22		
			W56-L	0.03		
			W56-U	0.26		
				2.69		
First	R38	Bedroom	W57-L	0.15	1	
			W57-U	1.38		
				1.53		
Second	R1	Bedroom	W1-L	0.17	1	
			W1-U	2.14		
				2.31		
Second	R2	Bedroom	W2-L	0.03	1	
			W2-U	0.44		
			W3-L	0.15		
			W3-U	1.27		
				1.90		
Second	R3	Bedroom	W4-L	0.04	1	
			W4-U	0.37		
			W5-L	0.19		
			W5-U	2.41		
				3.01		
Second	R4	Bedroom	W6-L	0.20	1	
			W6-U	2.49		
			W7-L	0.04		
			W7-U	0.41		
				3.14		
Second	R5	LKD	W8-L	0.08	2	
			W8-U	0.66		
				0.74		
Second	R6	Bedroom	W9-L	0.15	1	
			W9-U	1.25		
				1.40		
Second	R7	Bedroom	W10-L	0.04	1	
			W10-U	0.39		
			W11-L	0.21		
			W11-U	2.63		
				3.26		
Second	R8	Bedroom	W12-L	0.18	1	
			W12-U	1.55		
				1.72		

254 Kilburn Hight Road LLP, Kilburn High Road		Average Daylight Factor - ADF Results - Proposed Scheme - Consented Scenario				
Floor Ref.	Room Ref.	Room Use	Window Ref.	ADF Proposed	Req'd Value	
Second	R9	Bedroom	W13-L	0.03	1	
			W13-U	0.31		
			W14-L	0.18		
			W14-U	2.23		
				2.75		
Second	R10	LKD	W15-L	0.16	2	
			W15-U	1.99		
			W16-L	0.03		
			W16-U	0.31		
				2.50		
Second	R11	Bedroom	W17-L	0.14	1	
			W17-U	1.25		
				1.40		
Second	R12	Bedroom	W18-L	0.16	1	
			W18-U	1.41		
				1.57		
Second	R13	Bedroom	W19-L	0.04	1	
			W19-U	0.40		
			W20-L	0.22		
			W20-U	2.77		
				3.42		
Second	R14	Bedroom	W21-L	0.22	1	
			W21-U	2.77		
			W22-L	0.04		
			W22-U	0.43		
				3.46		
Second	R15	Bedroom	W23-L	0.22	1	
			W23-U	1.92		
				2.14		
Second	R16	Bedroom	W24-L	0.19	1	
			W24-U	1.70		
				1.89		
Second	R17	LKD	W25-L	0.03	2	
			W25-U	0.31		
			W26-L	0.16		
			W26-U	2.03		
				2.53		
Second	R18	Bedroom	W27-L	0.21	1	
			W27-U	2.63		
			W28-L	0.04		
			W28-U	0.41		
				3.29		
Second	R19	Bedroom	W29-L	0.05	1	
			W29-U	0.41		
			W30-L	0.22		
			W30-U	1.91		
			W31-L	0.11		
			W31-U	1.36		
				4.06		

254 Kilburn Hight Road LLP, Kilburn High Road		Average Daylight Factor - ADF Results - Proposed Scheme - Consented Scenario				
Floor Ref.	Room Ref.	Room Use	Window Ref.	ADF Proposed	Req'd Value	
Second	R20	Bedroom	W32-L	0.26	1	
			W32-U	3.22		
				3.48		
Second	R21	Kitchen	W58	2.36	2	
				2.36		
Second	R22	LD	W33-L	0.16	1.5	
			W33-U	1.94		
			W34-L	0.12		
			W34-U	1.52		
			W35-L	0.12		
			W35-U	1.10		
				4.95		
Second	R23	LKD	W36-L	0.15	2	
			W36-U	1.82		
			W37-L	0.03		
			W37-U	0.30		
				2.30		
Second	R24	Bedroom	W40-L	0.15	1	
			W40-U	1.33		
				1.47		
Second	R25	LKD	W41-L	0.16	2	
			W41-U	1.46		
				1.63		
Second	R26	LKD	W42-L	0.16	2	
			W42-U	1.46		
				1.63		
Second	R27	Bedroom	W43-L	0.15	1	
			W43-U	1.36		
				1.51		
Second	R28	Bedroom	W44-L	0.23	1	
			W44-U	2.06		
				2.29		
Second	R29	Bedroom	W45-L	0.23	1	
			W45-U	2.05		
				2.28		
Second	R30	LKD	W46-L	0.03	2	
			W46-U	0.31		
			W47-L	0.15		
			W47-U	1.82		
				2.31		
Second	R31	LKD	W48-L	0.14	2	
			W48-U	1.29		
				1.43		
Second	R32	LKD	W49-L	0.16	2	
			W49-U	1.46		
				1.63		
Second	R33	Bedroom	W50-L	0.14	1	
			W50-U	1.30		
				1.44		

254 Kilburn Hight Road LLP, Kilburn High Road		Average Daylight Factor - ADF Results - Proposed Scheme - Consented Scenario				
Floor Ref.	Room Ref.	Room Use	Window Ref.	ADF Proposed	Req'd Value	
Second	R34	Bedroom	W51-L	0.23	1	
			W51-U	2.07		
				2.30		
Second	R35	Bedroom	W52-L	0.23	1	
			W52-U	2.06		
				2.29		
Second	R36	LKD	W53-L	0.03	2	
			W53-U	0.31		
			W54-L	0.18		
			W54-U	2.19		
				2.71		
Second	R37	LKD	W55-L	0.18	2	
			W55-U	2.22		
			W56-L	0.03		
			W56-U	0.30		
				2.74		
Second	R38	Bedroom	W57-L	0.16	1	
			W57-U	1.51		
				1.67		
Second	R39	Bedroom	W38-L	0.23	1	
			W38-U	2.03		
				2.26		
Second	R40	Bedroom	W39-L	0.23	1	
			W39-U	2.04		
				2.28		
Third	R1	Bedroom	W1-L	0.23	1	
			W1-U	2.94		
				3.17		
Third	R2	Bedroom	W2-L	0.05	1	
			W2-U	0.61		
			W3-L	0.21		
			W3-U	1.85		
				2.71		
Third	R3	LKD	W4-L	0.04	2	
			W4-U	0.33		
			W5-L	0.16		
			W5-U	2.06		
				2.59		
Third	R4	LKD	W6-L	0.16	2	
			W6-U	2.06		
			W7-L	0.03		
			W7-U	0.33		
				2.59		
Third	R5	Bedroom	W8-L	0.15	1	
			W8-U	1.29		
				1.44		
Third	R6	Bedroom	W9-L	0.16	1	
			W9-U	1.45		
				1.62		


254 Kilburn Hight Road LLP, Kilburn High Road		Average Daylight Factor - ADF Results - Proposed Scheme - Consented Scenario				
Floor Ref.	Room Ref.	Room Use	Window Ref.	ADF Proposed	Req'd Value	
Third	R7	Bedroom	W10-L	0.04		
			W10-U	0.42		
Third	R7	Bedroom	W11-L	0.23		
			W11-U	2.86		
				3.55	1	
Third	R8	Bedroom	W12-L	0.19		
			W12-U	1.74		
				1.93	1	
Third	R9	Bedroom	W13-L	0.03		
			W13-U	0.33		
			W14-L	0.19		
			W14-U	2.40		
				2.96	1	
Third	R10	LKD	W15-L	0.17		
			W15-U	2.14		
			W16-L	0.03		
			W16-U	0.33		
				2.68	2	
Third	R11	Bedroom	W17-L	0.15		
			W17-U	1.38		
				1.54	1	
Third	R12	Bedroom	W18-L	0.17		
			W18-U	1.55		
				1.73	1	
Third	R13	Bedroom	W19-L	0.04		
			W19-U	0.43		
			W20-L	0.24		
			W20-U	2.97		
				3.68	1	
Third	R14	Bedroom	W21-L	0.24		
			W21-U	2.97		
			W22-L	0.05		
			W22-U	0.45		
				3.71	1	
Third	R15	Bedroom	W23-L	0.24		
			W23-U	2.13		
				2.37	1	
Third	R16	Bedroom	W24-L	0.21		
			W24-U	1.88		
				2.09	1	
Third	R17	LKD	W25-L	0.03		
			W25-U	0.33		
			W26-L	0.17		
			W26-U	2.18		
				2.71	2	


254 Kilburn Hight
Road LLP, Kilburn
High Road


Average Daylight Factor - ADF Results - Proposed
Scheme - Consented Scenario





Floor Ref.	Room Ref.	Room Use	Window Ref.	ADF Proposed	Req'd Value
Third	R18	Bedroom	W27-L	0.22	1
			W27-U	2.82	
			W28-L	0.04	
			W28-U	0.44	
				3.53	
Third	R19	Bedroom	W29-L	0.05	1
			W29-U	0.46	
			W30-L	0.23	
			W30-U	2.12	
			W31-L	0.11	
			W31-U	1.39	
				4.36	
Third	R20	Bedroom	W32-L	0.27	1
			W32-U	3.26	
				3.53	
Third	R21	Kitchen	W58	2.39	2
				2.39	
Third	R22	LD	W33-L	0.16	1.5
			W33-U	1.96	
			W34-L	0.12	
			W34-U	1.53	
			W35-L	0.12	
			W35-U	1.10	
				4.99	
Third	R23	LKD	W36-L	0.15	2
			W36-U	1.82	
			W37-L	0.03	
			W37-U	0.30	
				2.30	
Third	R24	Bedroom	W40-L	0.15	1
			W40-U	1.33	
				1.47	
Third	R25	LKD	W41-L	0.16	2
			W41-U	1.46	
				1.63	
Third	R26	LKD	W42-L	0.16	2
			W42-U	1.46	
				1.63	
Third	R27	Bedroom	W43-L	0.15	1
			W43-U	1.36	
				1.51	
Third	R28	Bedroom	W44-L	0.23	1
			W44-U	2.06	
				2.29	
Third	R29	Bedroom	W45-L	0.23	1
			W45-U	2.05	
				2.28	


254 Kilburn Hight Road LLP, Kilburn High Road		Average Daylight Factor - ADF Results - Proposed Scheme - Consented Scenario				
Floor Ref.	Room Ref.	Room Use	Window Ref.	ADF Proposed	Req'd Value	
Third	R30	LKD	W46-L W46-U W47-L W47-U	0.03 0.31 0.15 1.82 2.31	2	
Third	R31	LKD	W48-L W48-U	0.14 1.29 1.43	2	
Third	R32	LKD	W49-L W49-U	0.16 1.46 1.63	2	
Third	R33	Bedroom	W50-L W50-U	0.14 1.30 1.44	1	
Third	R34	Bedroom	W51-L W51-U	0.23 2.07 2.30	1	
Third	R35	Bedroom	W52-L W52-U	0.23 2.06 2.29	1	
Third	R36	LKD	W53-L W53-U W54-L W54-U	0.03 0.31 0.18 2.19 2.71	2	
Third	R37	Kitchen	W55-L W55-U W56-L W56-U	0.17 2.03 0.03 0.29 2.52	2	
Third	R38	Bedroom	W57-L W57-U	0.15 1.30 1.45	1	
Third	R39	Bedroom	W38-L W38-U	0.23 2.03 2.26	1	
Third	R40	Bedroom	W39-L W39-U	0.23 2.04 2.28	1	
Fourth	R1	Bedroom	W1-L W1-U	0.26 3.30 3.56	1	
Fourth	R2	Bedroom	W2-L W2-U W3-L W3-U	0.05 0.69 0.22 2.05 3.02	1	


254 Kilburn Hight Road LLP, Kilburn High Road		Average Daylight Factor - ADF Results - Proposed Scheme - Consented Scenario				
Floor Ref.	Room Ref.	Room Use	Window Ref.	ADF Proposed	Req'd Value	
Fourth	R3	LKD	W4-L	0.04	2	
			W4-U	0.37		
			W5-L	0.18		
			W5-U	2.23		
				2.82		
Fourth	R4	LKD	W6-L	0.18	2	
			W6-U	2.23		
			W7-L	0.03		
			W7-U	0.34		
				2.79		
Fourth	R5	Bedroom	W8-L	0.16	1	
			W8-U	1.43		
				1.59		
Fourth	R6	Bedroom	W9-L	0.18	1	
			W9-U	1.61		
				1.78		
Fourth	R7	Bedroom	W10-L	0.05		
			W10-U	0.45		
Fourth	R7	Bedroom	W11-L	0.24	1	
			W11-U	3.06		
				3.81		
Fourth	R8	Bedroom	W12-L	0.20	1	
			W12-U	1.88		
				2.08		
Fourth	R9	Bedroom	W13-L	0.03	1	
			W13-U	0.36		
			W14-L	0.20		
			W14-U	2.54		
				3.13		
Fourth	R10	LKD	W15-L	0.18	2	
			W15-U	2.26		
			W16-L	0.03		
			W16-U	0.35		
				2.82		
Fourth	R11	Bedroom	W17-L	0.16	1	
			W17-U	1.47		
				1.63		
Fourth	R12	Bedroom	W18-L	0.18	1	
			W18-U	1.64		
				1.83		
Fourth	R13	Bedroom	W19-L	0.05	1	
			W19-U	0.46		
			W20-L	0.25		
			W20-U	3.10		
				3.86		

254 Kilburn Hight Road LLP, Kilburn High Road		Average Daylight Factor - ADF Results - Proposed Scheme - Consented Scenario				
Floor Ref.	Room Ref.	Room Use	Window Ref.	ADF Proposed	Req'd Value	
Fourth	R14	Bedroom	W21-L	0.25	3.88	1
			W21-U	3.11		
			W22-L	0.05		
			W22-U	0.47		
Fourth	R15	Bedroom	W23-L	0.25	2.50	1
			W23-U	2.25		
Fourth	R16	Bedroom	W24-L	0.22	2.21	1
			W24-U	1.99		
Fourth	R17	LKD	W25-L	0.03	2.84	2
			W25-U	0.34		
			W26-L	0.18		
			W26-U	2.29		
Fourth	R18	Bedroom	W27-L	0.24	3.70	1
			W27-U	2.96		
			W28-L	0.05		
			W28-U	0.46		
Fourth	R19	Bedroom	W29-L	0.05	4.55	1
			W29-U	0.49		
			W30-L	0.25		
			W30-U	2.25		
			W31-L	0.11		
			W31-U	1.40		
Fourth	R20	Bedroom	W32-L	0.27	3.55	1
			W32-U	3.28		
Fourth	R21	Kitchen	W58	2.39	2.39	2
Fourth	R22	LD	W33-L	0.16	5.01	1.5
			W33-U	1.97		
			W34-L	0.13		
			W34-U	1.53		
			W35-L	0.12		
			W35-U	1.10		
Fourth	R23	LKD	W36-L	0.15	2.30	2
			W36-U	1.82		
			W37-L	0.03		
			W37-U	0.30		
Fourth	R24	Bedroom	W40-L	0.15	1.47	1
			W40-U	1.33		

254 Kilburn Hight Road LLP, Kilburn High Road		Average Daylight Factor - ADF Results - Proposed Scheme - Consented Scenario				
Floor Ref.	Room Ref.	Room Use	Window Ref.	ADF Proposed	Req'd Value	
Fourth	R25	LKD	W41-L	0.16	2	
			W41-U	1.46		
				1.63		
Fourth	R26	LKD	W42-L	0.16	2	
			W42-U	1.46		
				1.63		
Fourth	R27	Bedroom	W43-L	0.15	1	
			W43-U	1.36		
				1.51		
Fourth	R28	Bedroom	W44-L	0.23	1	
			W44-U	2.06		
				2.29		
Fourth	R29	Bedroom	W45-L	0.23	1	
			W45-U	2.05		
				2.28		
Fourth	R30	LKD	W46-L	0.03	2	
			W46-U	0.31		
			W47-L	0.15		
			W47-U	1.82		
				2.31		
Fourth	R31	LKD	W48-L	0.14	2	
			W48-U	1.29		
				1.43		
Fourth	R32	LKD	W49-L	0.16	2	
			W49-U	1.46		
				1.63		
Fourth	R33	Bedroom	W50-L	0.14	1	
			W50-U	1.30		
				1.44		
Fourth	R34	Bedroom	W51-L	0.23	1	
			W51-U	2.07		
				2.30		
Fourth	R35	Bedroom	W52-L	0.23	1	
			W52-U	2.06		
				2.29		
Fourth	R36	LKD	W53-L	0.03	2	
			W53-U	0.31		
			W54-L	0.18		
			W54-U	2.19		
				2.71		
Fourth	R37	Kitchen	W55-L	0.17	2	
			W55-U	2.03		
			W56-L	0.03		
			W56-U	0.29		
				2.52		
Fourth	R38	Bedroom	W57-L	0.15	1	
			W57-U	1.30		
				1.45		

254 Kilburn Hight Road LLP, Kilburn High Road		Average Daylight Factor - ADF Results - Proposed Scheme - Consented Scenario				
Floor Ref.	Room Ref.	Room Use	Window Ref.	ADF Proposed	Req'd Value	
Fourth	R39	Bedroom	W38-L	0.23	1	
			W38-U	2.03		
				2.26		
Fourth	R40	Bedroom	W39-L	0.23	1	
			W39-U	2.04		
				2.28		
Fifth	R1	LKD	W1-L	0.20	2	
			W1-U	2.65		
			W2-L	0.20		
			W2-U	2.65		
				5.70		
Fifth	R2	Bedroom	W3-L	0.15	1	
			W3-U	1.99		
			W4-L	0.15		
			W4-U	1.99		
				4.28		
Fifth	R3	LKD	W5-L	0.15	2	
			W5-U	2.15		
				2.30		
Fifth	R4	Bedroom	W6-L	0.31	1	
			W6-U	4.21		
				4.52		
Fifth	R5	Bedroom	W7-L	0.25	1	
			W7-U	3.38		
				3.63		
Fifth	R6	LKD	W8-L	0.19	2	
			W8-U	2.60		
				2.79		
Fifth	R7	Bedroom	W9-L	0.32	1	
			W9-U	4.29		
				4.60		
Fifth	R8	LKD	W10-L	0.15	2	
			W10-U	2.05		
Fifth	R8	LKD	W11-L	0.15	2	
			W11-U	2.06		
				4.41		
Fifth	R9	LKD	W12-L	0.15	2	
			W12-U	2.07		
			W13-L	0.15		
			W13-U	2.05		
				4.42		
Fifth	R10	Bedroom	W14-L	0.32	1	
			W14-U	4.36		
				4.68		
Fifth	R11	LKD	W15-L	0.20	2	
			W15-U	2.65		
				2.84		

254 Kilburn Hight Road LLP, Kilburn High Road		Average Daylight Factor - ADF Results - Proposed Scheme - Consented Scenario				
Floor Ref.	Room Ref.	Room Use	Window Ref.	ADF Proposed	Req'd Value	
Fifth	R12	Bedroom	W16-L	0.30	1	
			W16-U	4.11		
				4.42		
Fifth	R13	Bedroom	W17-L	0.15	1	
			W17-U	1.97		
			W18-L	0.33		
			W18-U	4.43		
				6.87		
Fifth	R14	LKD	W19-L	0.16	2	
			W19-U	2.01		
			W20-L	0.16		
			W20-U	2.11		
				4.43		
Fifth	R15	LKD	W21-L	0.22	2	
			W21-U	2.96		
				3.18		
Fifth	R16	Bedroom	W22-L	0.37	1	
			W22-U	4.92		
				5.29		
Fifth	R17	Bedroom	W23-L	0.33	1	
			W23-U	4.43		
				4.76		
Fifth	R18	Bedroom	W24-L	0.20	1	
			W24-U	2.67		
				2.87		
Fifth	R19	Bedroom	W25-L	0.23	1	
			W25-U	3.09		
				3.31		
Fifth	R20	Bedroom	W26-L	0.23	1	
			W26-U	3.08		
				3.31		
Fifth	R21	Bedroom	W27-L	0.20	1	
			W27-U	2.66		
				2.86		
Fifth	R22	Bedroom	W28-L	0.29	1	
			W28-U	3.93		
				4.22		
Fifth	R23	Bedroom	W29-L	0.36	1	
			W29-U	4.84		
				5.20		
Fifth	R24	LKD	W31-L	0.22	2	
			W31-U	2.96		
				3.18		
Fifth	R25	Bedroom	W32-L	0.37	1	
			W32-U	4.97		
				5.35		

254 Kilburn Hight Road LLP, Kilburn High Road		Average Daylight Factor - ADF Results - Proposed Scheme - Consented Scenario				
Floor Ref.	Room Ref.	Room Use	Window Ref.	ADF Proposed	Req'd Value	
Fifth	R27	LKD	W34-L	0.19	2	
			W34-U	2.53		
			W35-L	0.19		
			W35-U	2.53		
				5.44		
Fifth	R28	Bedroom	W36-L	0.24	1	
			W36-U	3.09		
				3.32		
Fifth	R29	Bedroom	W37-L	0.31	1	
			W37-U	4.08		
				4.39		
Fifth	R30	LKD	W30-L	0.22	2	
			W30-U	2.91		
				3.13		

254 Kilburn Hight
Road LLP, Kilburn
High Road

Daylight Distribution - DD Results for Proposed
Scheme - Consented Scenario



Floor Ref.	Room Ref.	Room Use.	Room Area	Lit Area Proposed
------------	-----------	-----------	-----------	-------------------

Proposed Scheme

First	R1	Bedroom	Area m2 % of room	17.06 16.96	99.41%
First	R2	Bedroom	Area m2 % of room	17.26 16.64	96.41%
First	R3	Bedroom	Area m2 % of room	15.33 13.76	89.76%
First	R4	Bedroom	Area m2 % of room	14.6 12.24	83.84%
First	R5	LKD	Area m2 % of room	24.38 10.03	41.14%
First	R6	Bedroom	Area m2 % of room	11.08 9.61	86.73%
First	R7	Bedroom	Area m2 % of room	13.05 11.35	86.97%
First	R8	Bedroom	Area m2 % of room	11.64 11.28	96.91%
First	R9	Bedroom	Area m2 % of room	15.55 15.09	97.04%
First	R10	LKD	Area m2 % of room	20.92 20.87	99.76%
First	R11	Bedroom	Area m2 % of room	12.35 12.28	99.43%
First	R12	Bedroom	Area m2 % of room	11.07 10.99	99.28%
First	R13	Bedroom	Area m2 % of room	13.06 12.75	97.63%
First	R14	Bedroom	Area m2 % of room	13.04 12.76	97.85%
First	R15	Bedroom	Area m2 % of room	11.07 11.05	99.82%
First	R16	Bedroom	Area m2 % of room	16.27 16.23	99.75%
First	R17	Bedroom	Area m2 % of room	16.05 16.05	100.00%
First	R18	Bedroom	Area m2 % of room	18.28 18.28	100.00%
First	R19	LKD	Area m2 % of room	27.47 27.47	100.00%

254 Kilburn Hight
Road LLP, Kilburn
High Road

Daylight Distribution - DD Results for Proposed
Scheme - Consented Scenario



Floor Ref.	Room Ref.	Room Use.		Room Area	Lit Area Proposed
First	R20	LKD	Area m2 % of room	29.73	29.73 100.00%
First	R21	Bedroom	Area m2 % of room	17.91	17.91 100.00%
First	R22	Bedroom	Area m2 % of room	13.46	13.43 99.78%
First	R23	Bedroom	Area m2 % of room	17.18	17.15 99.83%
First	R24	Bedroom	Area m2 % of room	12.44	12.42 99.84%
First	R25	LKD	Area m2 % of room	24.31	24.26 99.79%
First	R26	LKD	Area m2 % of room	24.29	24.25 99.84%
First	R27	Bedroom	Area m2 % of room	12.43	12.42 99.92%
First	R28	Bedroom	Area m2 % of room	12.4	12.37 99.76%
First	R29	Bedroom	Area m2 % of room	12.4	12.37 99.76%
First	R30	LKD	Area m2 % of room	24.3	24.3 100.00%
First	R31	LKD	Area m2 % of room	24.35	24.35 100.00%
First	R32	LKD	Area m2 % of room	24.35	24.33 99.92%
First	R33	Bedroom	Area m2 % of room	12.46	12.45 99.92%
First	R34	Bedroom	Area m2 % of room	12.42	12.39 99.76%
First	R35	Bedroom	Area m2 % of room	12.44	12.41 99.76%
First	R36	LKD	Area m2 % of room	24.33	24.33 100.00%
First	R37	LKD	Area m2 % of room	25.03	25.03 100.00%
First	R38	Bedroom	Area m2 % of room	17.35	16.53 95.27%
Second	R1	Bedroom	Area m2 % of room	17.06	17.04 99.88%
Second	R2	Bedroom	Area m2 % of room	17.26	17.18 99.54%

254 Kilburn Hight
Road LLP, Kilburn
High Road

Daylight Distribution - DD Results for Proposed
Scheme - Consented Scenario



Floor Ref.	Room Ref.	Room Use.		Room Area	Lit Area Proposed
Second	R3	Bedroom	Area m2 % of room	15.33	15.3 99.80%
Second	R4	Bedroom	Area m2 % of room	14.6	14.33 98.15%
Second	R5	LKD	Area m2 % of room	24.38	16.72 68.58%
Second	R6	Bedroom	Area m2 % of room	11.08	11.01 99.37%
Second	R7	Bedroom	Area m2 % of room	13.05	12.7 97.32%
Second	R8	Bedroom	Area m2 % of room	11.64	11.62 99.83%
Second	R9	Bedroom	Area m2 % of room	15.55	15.21 97.81%
Second	R10	LKD	Area m2 % of room	20.92	20.92 100.00%
Second	R11	Bedroom	Area m2 % of room	12.35	12.28 99.43%
Second	R12	Bedroom	Area m2 % of room	11.07	10.99 99.28%
Second	R13	Bedroom	Area m2 % of room	13.06	12.78 97.86%
Second	R14	Bedroom	Area m2 % of room	13.04	12.8 98.16%
Second	R15	Bedroom	Area m2 % of room	11.07	11.05 99.82%
Second	R16	Bedroom	Area m2 % of room	12.33	12.3 99.76%
Second	R17	LKD	Area m2 % of room	20.91	20.91 100.00%
Second	R18	Bedroom	Area m2 % of room	13.31	13.31 100.00%
Second	R19	Bedroom	Area m2 % of room	14.67	14.65 99.86%
Second	R20	Bedroom	Area m2 % of room	8.68	8.58 98.85%
Second	R21	Kitchen	Area m2 % of room	4.25	3.83 90.12%
Second	R22	LD	Area m2 % of room	28.55	28.55 100.00%
Second	R23	LKD	Area m2 % of room	23.94	23.94 100.00%

254 Kilburn Hight
Road LLP, Kilburn
High Road

Daylight Distribution - DD Results for Proposed
Scheme - Consented Scenario



Floor Ref.	Room Ref.	Room Use.		Room Area	Lit Area Proposed
Second	R24	Bedroom	Area m2 % of room	12.44	12.42 99.84%
Second	R25	LKD	Area m2 % of room	24.31	24.26 99.79%
Second	R26	LKD	Area m2 % of room	24.29	24.25 99.84%
Second	R27	Bedroom	Area m2 % of room	12.43	12.42 99.92%
Second	R28	Bedroom	Area m2 % of room	12.4	12.37 99.76%
Second	R29	Bedroom	Area m2 % of room	12.4	12.37 99.76%
Second	R30	LKD	Area m2 % of room	24.3	24.3 100.00%
Second	R31	LKD	Area m2 % of room	24.35	24.35 100.00%
Second	R32	LKD	Area m2 % of room	24.35	24.33 99.92%
Second	R33	Bedroom	Area m2 % of room	12.46	12.45 99.92%
Second	R34	Bedroom	Area m2 % of room	12.42	12.39 99.76%
Second	R35	Bedroom	Area m2 % of room	12.44	12.41 99.76%
Second	R36	LKD	Area m2 % of room	24.33	24.33 100.00%
Second	R37	LKD	Area m2 % of room	25.03	25.03 100.00%
Second	R38	Bedroom	Area m2 % of room	17.35	16.53 95.27%
Second	R39	Bedroom	Area m2 % of room	12.4	12.38 99.84%
Second	R40	Bedroom	Area m2 % of room	12.4	12.38 99.84%
Third	R1	Bedroom	Area m2 % of room	12.76	12.74 99.84%
Third	R2	Bedroom	Area m2 % of room	12.35	12.34 99.92%
Third	R3	LKD	Area m2 % of room	20.91	20.83 99.62%
Third	R4	LKD	Area m2 % of room	20.91	20.89 99.90%

254 Kilburn High
Road LLP, Kilburn
High Road

Daylight Distribution - DD Results for Proposed
Scheme - Consented Scenario



Floor Ref.	Room Ref.	Room Use.		Room Area	Lit Area Proposed
Third	R5	Bedroom	Area m2 % of room	12.35	12.28 99.43%
Third	R6	Bedroom	Area m2 % of room	11.08	11.01 99.37%
Third	R7	Bedroom	Area m2 % of room	13.05	12.77 97.85%
Third	R8	Bedroom	Area m2 % of room	11.64	11.62 99.83%
Third	R9	Bedroom	Area m2 % of room	15.55	15.23 97.94%
Third	R10	LKD	Area m2 % of room	20.92	20.92 100.00%
Third	R11	Bedroom	Area m2 % of room	12.35	12.28 99.43%
Third	R12	Bedroom	Area m2 % of room	11.07	10.99 99.28%
Third	R13	Bedroom	Area m2 % of room	13.06	12.8 98.01%
Third	R14	Bedroom	Area m2 % of room	13.04	12.81 98.24%
Third	R15	Bedroom	Area m2 % of room	11.07	11.05 99.82%
Third	R16	Bedroom	Area m2 % of room	12.33	12.3 99.76%
Third	R17	LKD	Area m2 % of room	20.91	20.91 100.00%
Third	R18	Bedroom	Area m2 % of room	13.31	13.31 100.00%
Third	R19	Bedroom	Area m2 % of room	14.67	14.65 99.86%
Third	R20	Bedroom	Area m2 % of room	8.68	8.58 98.85%
Third	R21	Kitchen	Area m2 % of room	4.25	3.83 90.12%
Third	R22	LD	Area m2 % of room	28.55	28.55 100.00%
Third	R23	LKD	Area m2 % of room	23.94	23.94 100.00%
Third	R24	Bedroom	Area m2 % of room	12.44	12.42 99.84%
Third	R25	LKD	Area m2 % of room	24.31	24.26 99.79%

254 Kilburn Hight
Road LLP, Kilburn
High Road

Daylight Distribution - DD Results for Proposed
Scheme - Consented Scenario



Floor Ref.	Room Ref.	Room Use.		Room Area	Lit Area Proposed
Third	R26	LKD	Area m2 % of room	24.29	24.25 99.84%
Third	R27	Bedroom	Area m2 % of room	12.43	12.42 99.92%
Third	R28	Bedroom	Area m2 % of room	12.4	12.37 99.76%
Third	R29	Bedroom	Area m2 % of room	12.4	12.37 99.76%
Third	R30	LKD	Area m2 % of room	24.3	24.3 100.00%
Third	R31	LKD	Area m2 % of room	24.35	24.35 100.00%
Third	R32	LKD	Area m2 % of room	24.35	24.33 99.92%
Third	R33	Bedroom	Area m2 % of room	12.46	12.45 99.92%
Third	R34	Bedroom	Area m2 % of room	12.42	12.39 99.76%
Third	R35	Bedroom	Area m2 % of room	12.44	12.41 99.76%
Third	R36	LKD	Area m2 % of room	24.33	24.33 100.00%
Third	R37	Kitchen	Area m2 % of room	29.03	29 99.90%
Third	R38	Bedroom	Area m2 % of room	20.23	20.15 99.60%
Third	R39	Bedroom	Area m2 % of room	12.4	12.38 99.84%
Third	R40	Bedroom	Area m2 % of room	12.4	12.38 99.84%
Fourth	R1	Bedroom	Area m2 % of room	12.76	12.74 99.84%
Fourth	R2	Bedroom	Area m2 % of room	12.35	12.34 99.92%
Fourth	R3	LKD	Area m2 % of room	20.91	20.87 99.81%
Fourth	R4	LKD	Area m2 % of room	20.91	20.9 99.95%
Fourth	R5	Bedroom	Area m2 % of room	12.35	12.28 99.43%
Fourth	R6	Bedroom	Area m2 % of room	11.08	11.01 99.37%

254 Kilburn Hight
Road LLP, Kilburn
High Road

Daylight Distribution - DD Results for Proposed
Scheme - Consented Scenario



Floor Ref.	Room Ref.	Room Use.		Room Area	Lit Area Proposed
Fourth	R7	Bedroom	Area m2 % of room	13.05	12.78 97.93%
Fourth	R8	Bedroom	Area m2 % of room	11.64	11.62 99.83%
Fourth	R9	Bedroom	Area m2 % of room	15.55	15.23 97.94%
Fourth	R10	LKD	Area m2 % of room	20.92	20.92 100.00%
Fourth	R11	Bedroom	Area m2 % of room	12.35	12.28 99.43%
Fourth	R12	Bedroom	Area m2 % of room	11.07	10.99 99.28%
Fourth	R13	Bedroom	Area m2 % of room	13.06	12.8 98.01%
Fourth	R14	Bedroom	Area m2 % of room	13.04	12.81 98.24%
Fourth	R15	Bedroom	Area m2 % of room	11.07	11.05 99.82%
Fourth	R16	Bedroom	Area m2 % of room	12.33	12.3 99.76%
Fourth	R17	LKD	Area m2 % of room	20.91	20.91 100.00%
Fourth	R18	Bedroom	Area m2 % of room	13.31	13.31 100.00%
Fourth	R19	Bedroom	Area m2 % of room	14.67	14.66 99.93%
Fourth	R20	Bedroom	Area m2 % of room	8.68	8.58 98.85%
Fourth	R21	Kitchen	Area m2 % of room	4.25	3.83 90.12%
Fourth	R22	LD	Area m2 % of room	28.55	28.55 100.00%
Fourth	R23	LKD	Area m2 % of room	23.94	23.94 100.00%
Fourth	R24	Bedroom	Area m2 % of room	12.44	12.42 99.84%
Fourth	R25	LKD	Area m2 % of room	24.31	24.26 99.79%
Fourth	R26	LKD	Area m2 % of room	24.29	24.25 99.84%
Fourth	R27	Bedroom	Area m2 % of room	12.43	12.42 99.92%

254 Kilburn High
Road LLP, Kilburn
High Road

Daylight Distribution - DD Results for Proposed
Scheme - Consented Scenario



Floor Ref.	Room Ref.	Room Use.		Room Area	Lit Area Proposed
Fourth	R28	Bedroom	Area m2 % of room	12.4	12.37 99.76%
Fourth	R29	Bedroom	Area m2 % of room	12.4	12.37 99.76%
Fourth	R30	LKD	Area m2 % of room	24.3	24.3 100.00%
Fourth	R31	LKD	Area m2 % of room	24.35	24.35 100.00%
Fourth	R32	LKD	Area m2 % of room	24.35	24.33 99.92%
Fourth	R33	Bedroom	Area m2 % of room	12.46	12.45 99.92%
Fourth	R34	Bedroom	Area m2 % of room	12.42	12.39 99.76%
Fourth	R35	Bedroom	Area m2 % of room	12.44	12.41 99.76%
Fourth	R36	LKD	Area m2 % of room	24.33	24.33 100.00%
Fourth	R37	Kitchen	Area m2 % of room	29.03	29 99.90%
Fourth	R38	Bedroom	Area m2 % of room	20.23	20.15 99.60%
Fourth	R39	Bedroom	Area m2 % of room	12.4	12.38 99.84%
Fourth	R40	Bedroom	Area m2 % of room	12.4	12.38 99.84%
Fifth	R1	LKD	Area m2 % of room	21.46	21.46 100.00%
Fifth	R2	Bedroom	Area m2 % of room	12.12	12.12 100.00%
Fifth	R3	LKD	Area m2 % of room	29.18	29.04 99.52%
Fifth	R4	Bedroom	Area m2 % of room	11.83	11.8 99.75%
Fifth	R5	Bedroom	Area m2 % of room	15.65	15.65 100.00%
Fifth	R6	LKD	Area m2 % of room	21.55	21.53 99.91%
Fifth	R7	Bedroom	Area m2 % of room	11.03	11.01 99.82%
Fifth	R8	LKD	Area m2 % of room	29.13	29.09 99.86%

254 Kilburn High
Road LLP, Kilburn
High Road

Daylight Distribution - DD Results for Proposed
Scheme - Consented Scenario



Floor Ref.	Room Ref.	Room Use.		Room Area	Lit Area Proposed
Fifth	R9	LKD	Area m2 % of room	29.08	29.04 99.86%
Fifth	R10	Bedroom	Area m2 % of room	10.85	10.83 99.82%
Fifth	R11	LKD	Area m2 % of room	21.05	21.03 99.90%
Fifth	R12	Bedroom	Area m2 % of room	12.48	12.45 99.76%
Fifth	R13	Bedroom	Area m2 % of room	10.17	10.16 99.90%
Fifth	R14	LKD	Area m2 % of room	27.74	27.72 99.93%
Fifth	R15	LKD	Area m2 % of room	18.27	18.26 99.95%
Fifth	R16	Bedroom	Area m2 % of room	9.58	9.57 99.90%
Fifth	R17	Bedroom	Area m2 % of room	11.17	11.13 99.64%
Fifth	R18	Bedroom	Area m2 % of room	14.61	14.54 99.52%
Fifth	R19	Bedroom	Area m2 % of room	17.46	17.43 99.83%
Fifth	R20	Bedroom	Area m2 % of room	17.46	17.43 99.83%
Fifth	R21	Bedroom	Area m2 % of room	14.63	14.56 99.52%
Fifth	R22	Bedroom	Area m2 % of room	12.92	12.88 99.69%
Fifth	R23	Bedroom	Area m2 % of room	9.81	9.81 100.00%
Fifth	R24	LKD	Area m2 % of room	18.4	18.36 99.78%
Fifth	R25	Bedroom	Area m2 % of room	9.42	9.4 99.79%
Fifth	R27	LKD	Area m2 % of room	22.82	22.71 99.52%
Fifth	R28	Bedroom	Area m2 % of room	12.53	12.37 98.72%
Fifth	R29	Bedroom	Area m2 % of room	12.46	12.45 99.92%
Fifth	R30	LKD	Area m2 % of room	18.61	18.59 99.89%