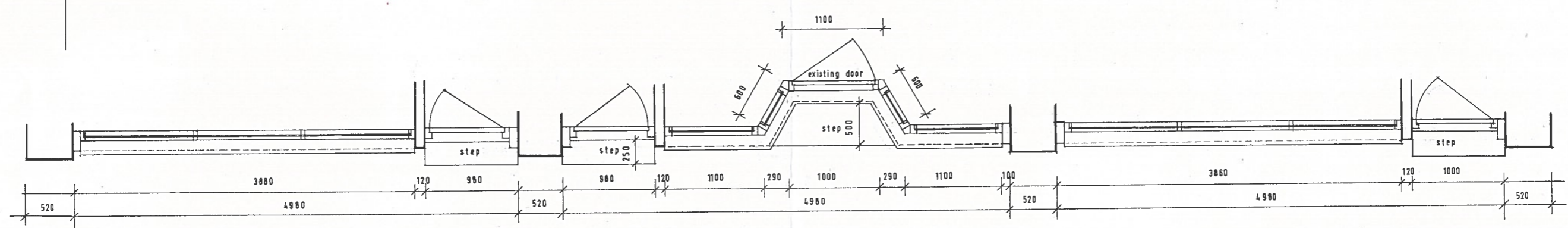
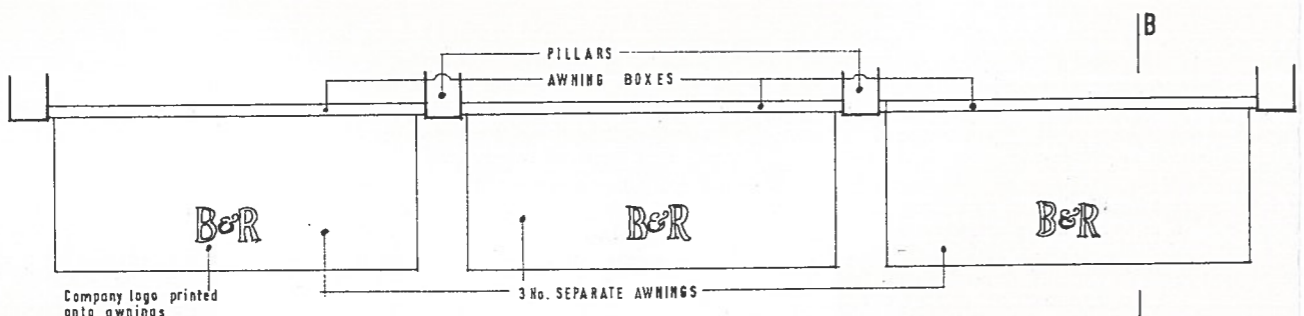
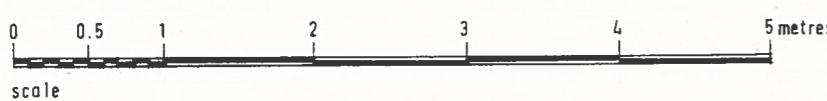




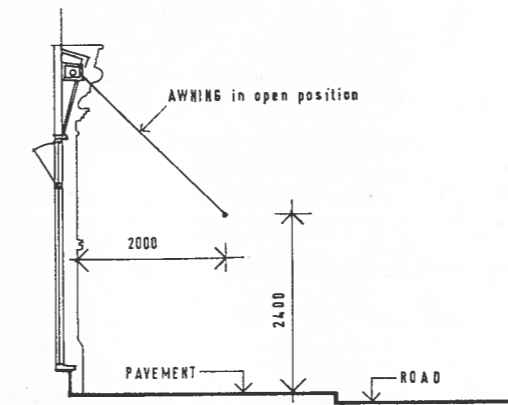

SECTION A-A SHOPFRONT ELEVATION



PLAN of SHOPFRONT



PLAN of AWNINGS SCALE 1/50 (A1) OR 1/100 (A3)



SECTION B-B

NOTES		NOTES	
3	SHOPFRONTS WHETHER IN DOUGLAS FIR OR SABLELS TO BE TRADITIONAL OVAL FINISH AT EXPANDED CORNERS.	1	NEW SHOPFRONTS TO ALL 3 SHOPS TO BE IN DOUGLAS FIR (CORROSION INHIBITING) UNPAINTED & PAINTED. STILLS TO BE IN ONE SHOPFRONTS TO NOS 69 & 73 TO INCORPORATE 3 NO. PANLIGHTS; 2 FIXED AND ONE OPENABLE. ALL PANLIGHTS 61.100 x 61.3000 T1 SHOPFRONT TO BE IN 3 SYSTEMS AS SHOWN ON PLAN WITH RECESSED GRAY NO. ACCORDINGLY AWNING DOOR TO BE REUSED 5 NO. PANLIGHTS 3 FIXED AND 2 OPENABLE GLAZING TO BE IN 6.4MM SAFETY GLASS THROUGHOUT.
4	EXISTING 120THICK TIMBER POSTS BETWEEN SHOP & ENTRANCE TO FLATS TO REMAIN AND REPAIRED AT BOTTOM IF DAMAGED WITH NEW SPLICED JOINT TIMBER TO MATCH.	2	TENDERERS ARE REQUIRED TO PROVIDE ALTERNATIVE PRICE FOR ALL THE ABOVE IN SABLELS TO BE PAINTED.
5	DITTO AS PER NOTES 4 ABOVE TO EXISTING 80 THICK POSTS ABUTTING STONE COLUMNS.	3	ANY MISSING OR DAMAGED CORNERS TO BE REPAIRED OR OBSERVED IN WHITE ARTIFICIAL STONE TO MATCH EXISTING DETAILS.
6	EXISTING DOOR TO SHOP 71 TO BE REPAIRED & REUSED.	A	APR 2015 SHOPFRONTS & DOORS TO BE PAINTED; NOTE 3 ADDED.
7	NEW DOORS (3 NO. ENTRANCE TO FLATS) TO BE IDENTICAL IN HEIGHT, SWAPES AND DETAIL (WIDTH TO SUIT OPENING BETWEEN STONE COLUMNS & SEPARATING PARTITIONS TO FLATS) TO EXISTING DOOR. DOORS ARE TO BE PRIMED UNDER-SEALED & PAINTED FINAL COAT IN GLOSS OIL PAINT. DOORS TO HAVE APERTURE FOR A4 SIZE LETTER PLATES. TWO LOCKS PER DOOR & OTHER DOOR FURNITURE ARE TO BE SUPPLIED BY CLIENT FITTED BY SHOPFRONT CONTRACTOR.	ref	date
8	IDENTICAL ENTRY PHONE TO BE PROVIDED BY CLIENT & FITTED TO FLAT NO. 69 (TO MATCH THAT OF 71) BY BUILDERS ELECTRICIAN.	revisions	
9	SHOPFRONT CONTRACTOR TO BE RESPONSIBLE FOR REMOVING, DISPOSING & REPAIRING NEW SHOPFRONTS INCLUDING DOORS TO FLATS & SIGN BOARD.	© The design is the Architects copyright	
10	BUILDERS RESPONSIBILITIES INCLUDE: • THE CONSTRUCTION IN BRICKWORK AND CEILING OF THE FINISH OF THE SHOP FRONT BASE AND STEPS. NOTE STEP TO SHOP 71 TO BE READJUSTED TO SUIT POSITION OF NEW SHOPFRONT & NEW STEPS TO FLATS AS SHOWN ON DRAWING. • THE REMOVAL, DISPOSAL AND NEW MARINE PLY & CODE 5 LEAD ROOF INCLUDING LEAD FLASHING OVER THE 3 SHOPS. • THE POINTING REPAIRS TO THE STONE COLUMNS.	69-73 MILL LANE LONDON NW6 1BN PROPOSED NEW SHOPFRONT	
11	CLIENT SHALL BE RESPONSIBLE FOR SIGN DESIGN.	PLAN SECTION + ELEVATION	
12	AWNING FIRM TO SUPPLY & INSTALL BLINDS INCLUDING BOX.	Stelios Constantinou Dipl. Arch. RIBA Chartered Architect 4 Narbonne Road London NW6 1TH Tel: 020 7744 2841	

B	MAY 2015	PLAN OF AWNINGS AND SECTION B-B NOTED
ref	date	revisions

date	November 2014	dra. no	1003/04
scale	1/25 @ A1		
	1/50 @ A3		
drawn			