


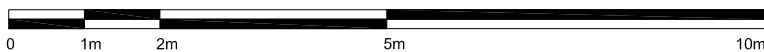


Salter Rex

A

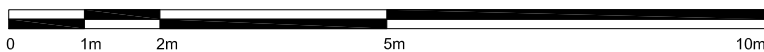


1502		GMS	
JOB REF	CLIENT		
TITLE	259-263 Kentish Town Road NW5		
DWG	PROPOSED ELEVATIONS FRONT ELEVATION		
DRAWN	CT	DATE	02.03.2015
		SCALE @ 1:	1/100
CHECKED	GE	STATUS	PLANNING
		REV	PL04
1502-0400-AP-001			



- Drawing based upon the formal survey information issued by GREENHATCH Surveys Ltd and dated January 2015
- Information to read in conjunction with Structural Engineer and MEP Engineer package information
- All levels indicated as height above Ordnance Survey Datum taken from survey. To be confirmed.
- All dimensions subject to a tolerance of  $\pm 5\text{mm}$

DWG NO. 1502-0400-AP-002



- Do not scale from this drawing  
All dimensions to be confirmed on site  
Information contained within this drawing is the sole copyright of EMRY Architects Ltd and is not to be reproduced without permission  
EMRY Architects are to be notified immediately of any discrepancies

**EMRYS**  
CAP House | 9-12 Long Lane | London | EC1A 9HA  
mail@emrysarchitects.com  
www.emrysarchitects.com T: 020 7726 5060

APPLICANT	1502	CITY OF	GMS
TITLE	259-263 Kentish Town Road NW5		
DWG	PROPOSED ELEVATIONS REAR ELEVATION		
OWNER	CT	DATE	02.03.2015
		SCALE @ A3	1/100
DRAWN	GE	STATUS	PLANNING
		REV	PL02
REF ID	1502-0400-AP-003		