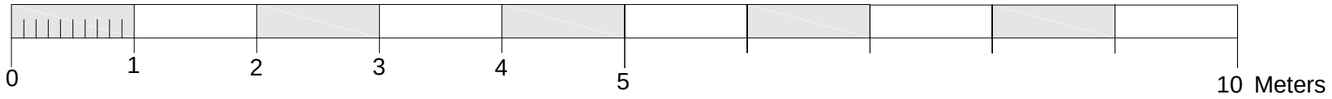

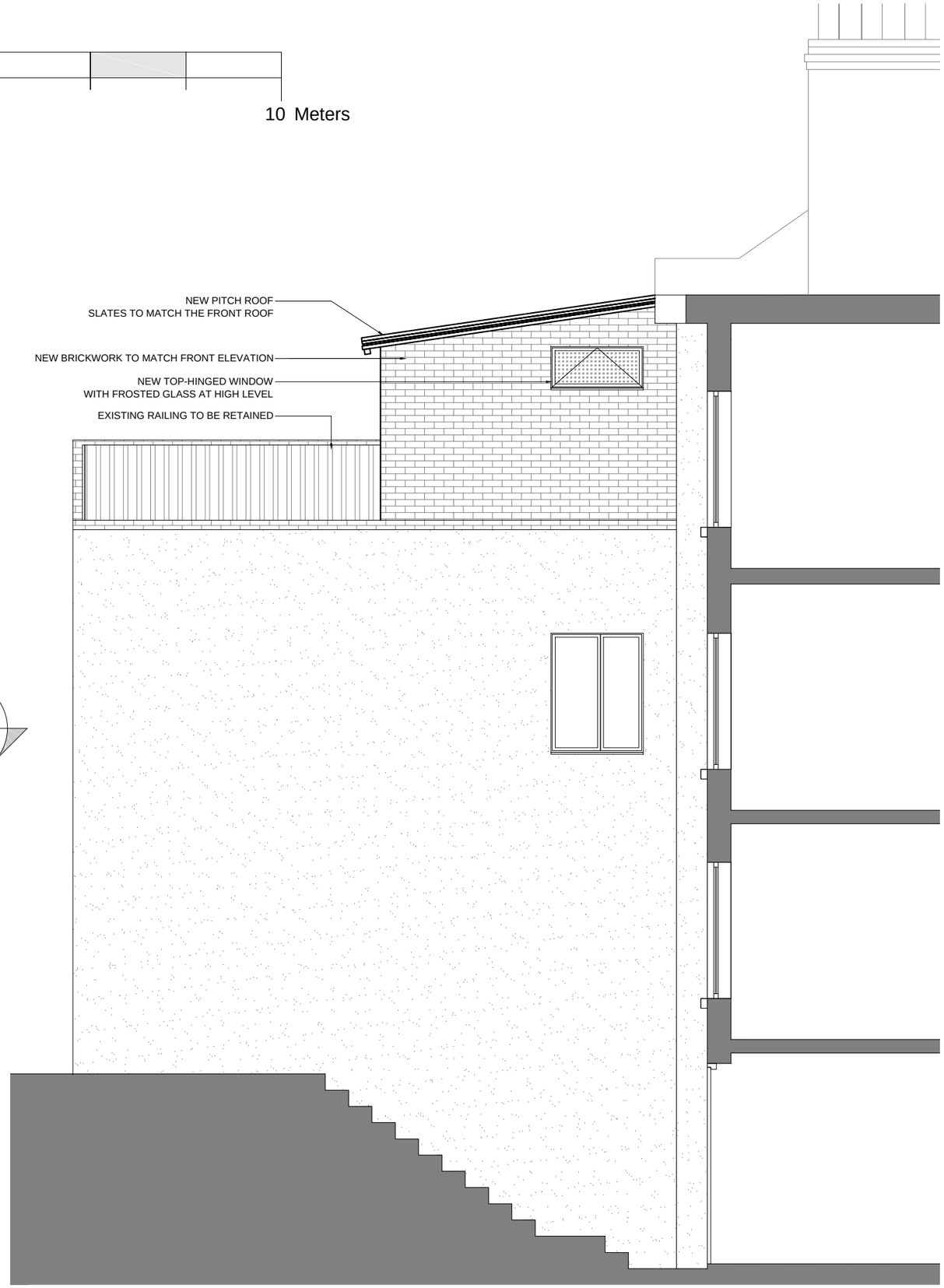

01 Proposed Side Elevation
1:50@A3

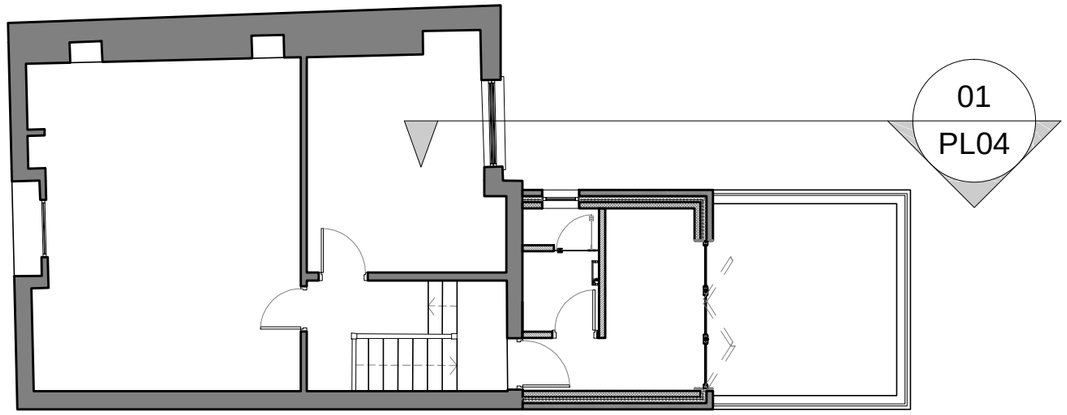

00 Key Plan
1:100@A3

GENERAL NOTES:

All Dimensions and conditions to be checked and confirmed on site by the contractor. The contractor should inform the architect of any discrepancies before proceeding with the work.

All elements of work and materials are to comply with Building Regulations and British Standards, good industry practice and the recommendations of material and component manufacturers.

All products are to be suitable for their purpose. The contractor is to install all products where noted in accordance with manufacturers' recommendations/specifications and inform the architect of any discrepancies or changes in the specification before proceeding with the work.

This drawing is to be read in conjunction with all other relevant documentation including that produced by other consultants, subcontractor and suppliers.

Refer to Structural Engineer's drawings and specifications for all information on structural frame/elements

© All rights reserved. All drawings and written material appearing herein constitute original and unpublished work of the Architect and may not be duplicated, used or disclosed without written consent of the Architect.

SPECIFIC NOTES:

KEY PLAN:

PLANNING

Rev.	Comment	Date
R0	Issued for planning	27/05/2015

MURIEL ZACCURI
BArch - ARB
24 Langham Close
London N15 3LD

mobile UK +44(0)7904 179 875
muriel.zaccuri@gmail.com

Client:

PIETRO FRATTA & ARIANNA TUCCI

Project:

75 Chetwynd Rd. NW5 1DA

Title:

SIDE ELEVATION
PROPOSED

Job No.:	Drawn by.:	Checked by.:
PV1402	MZ	-
Date.: 27/05/2015		Scale.: 1:50@A3
Drawing No.: PL04		Revision.: R0

c:\users\muriel.kimta\google drive\pv projects\pv1402 - 75 chetwynd rd\426\426-02-04.pln - (08) .dwg
muriel