


- Drawing based upon the formal survey information issued by GREENHATCH Surveys Ltd and dated January 2015

- Information to read in conjunction with Structural Engineer and MEP Engineer package information

- All levels indicated as height above
Ordinance Survey Datum taken from
survey. To be confirmed.

- All dimensions subject to a tolerance of $\pm 5\text{mm}$.

[illegible]

Do not scale from this drawing
All dimensions to be confirmed on site
Information contained within this drawing is the sole copyright of EMRYS Architects Ltd and is not to be reproduced without permission
EMRYS Architects are to be notified immediately of any discrepancies

EMRYS

CAP House | 9-12 Long Lane | London | EC1A 9H
 mail@emrysarchitects.com
 www.emrysarchitects.com T : 020 7726 50

1502 | GMS

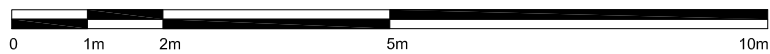
259-263 Kentish Town Road
NW5

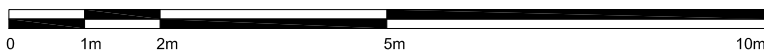
PROPOSED ELEVATIONS FRONT ELEVATION

CT	DATE 02.03.2015	FILE # 1/100
----	-----------------	--------------

GE PLANNING REV PL03

1502-0400-AP-001



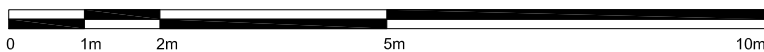


- Drawing based upon the formal survey Information Issued by GREENHATCH Surveys Ltd and dated January 2015
- Information to read in conjunction with Structural Engineer and MEP Engineer package information
- All levels indicated as height above Ordnance Survey Datum taken from survey. To be confirmed.
- All dimensions subject to a tolerance of $\pm 5\text{mm}$.

Do not scale from this drawing
All dimensions to be confirmed on site
Information contained within this drawing is the sole copyright of EMRYS
Architects Ltd and is not to be reproduced without permission
EMRYS Architects are to be notified immediately of any discrepancies

EMRYS
CAP House | 9-12 Long Lane | London | EC1A 9HA
mail@emrysarchitects.com
www.emrysarchitects.com T: 020 7726 5060

JOINT	1502	CARP	GMS
TITLE	259-263 Kentish Town Road NW5		
DWG	PROPOSED ELEVATIONS CROWN LANE ELEVATION		
DRAWN	CT	DATE	02.03.2015
		SCALE @ 1:1	1/100
CHECKED	GE	STATUS	PLANNING
		REV	PL02
PROJECT NO	1502-0400-AP-002		



- Do not scale from this drawing
All dimensions to be confirmed on site
Information contained within this drawing is the sole copyright of EMRY Architects Ltd and is not to be reproduced without permission
EMRY Architects are to be notified immediately of any discrepancies

EMRYS
CAP House | 9-12 Long Lane | London | EC1A 9HA
mail@emrysarchitects.com
www.emrysarchitects.com T: 020 7726 5060

APR 04	1502	GMS
TITLE	259-263 Kentish Town Road NW5	
DWG	PROPOSED ELEVATIONS REAR ELEVATION	
ENRWA	CT	DATE 02.03.2015
		SCALE @ A3 1/100
GE	PLANNING	REV
GE	PLANNING	PL02
1502-0400-AP-003		