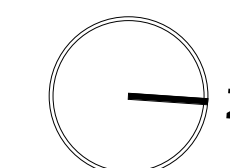
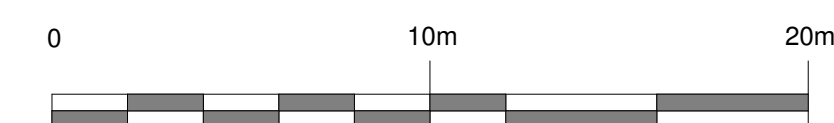


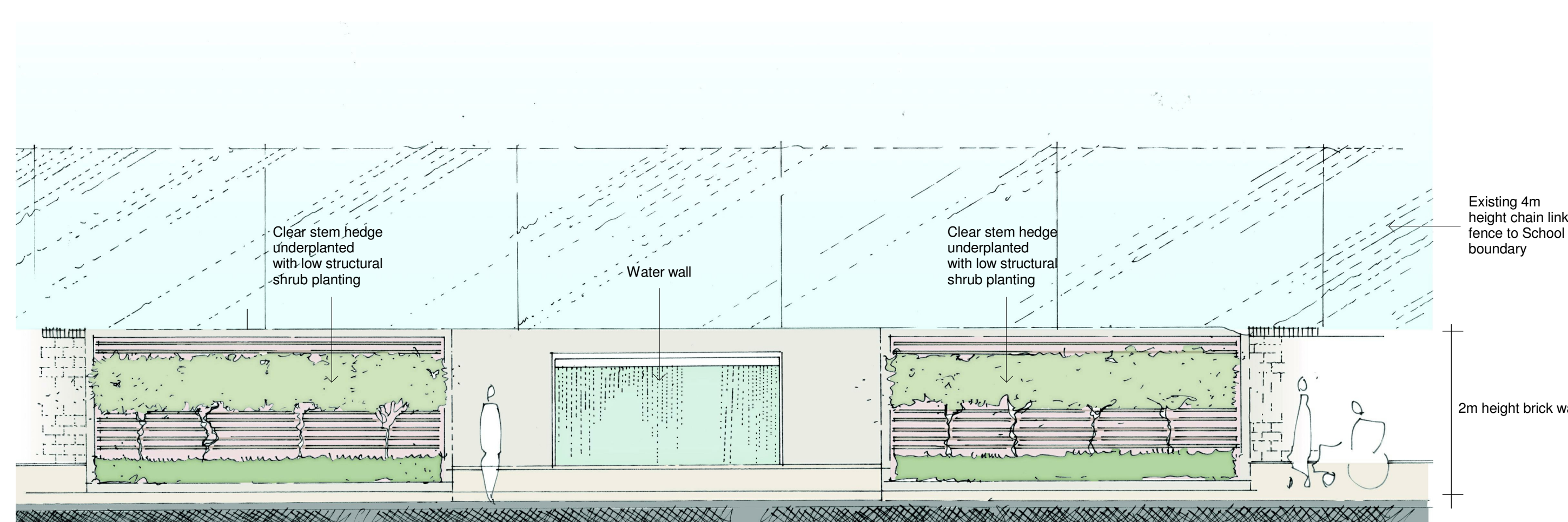


Proposed Landscape Layout
1 : 200



- KEY:**
1. Main Entrance
 2. Secondary Entrance
 3. Terrace
 4. Communal garden
 5. Courtyard garden
 6. Garden feature - Water wall & mirror pool
 7. Raised planter for gardening activities
 8. Benches
 9. New trees to enhance street quality
 10. New hedge boundary planting + railing
 11. Ornamental hedge planting
 12. Low structural shrub planting
 13. Groundcover with specimen shrub planting
 14. Herb parterre
 15. Proposed 2m Brick wall to establish secure boundary
 16. Proposed 1.8m railings + gate to match building detail
 17. Gated access

- Existing trees retained
- Proposed trees
- Courtyard garden/ Terrace (block paving with flush banding)
- Communal garden (block paving)
- Main entrance (block paving)
- Maintenance path (Resin bound gravel)



Elevation - Courtyard Garden Feature Wall
NTS



Note: Images are for illustrative purposes only.