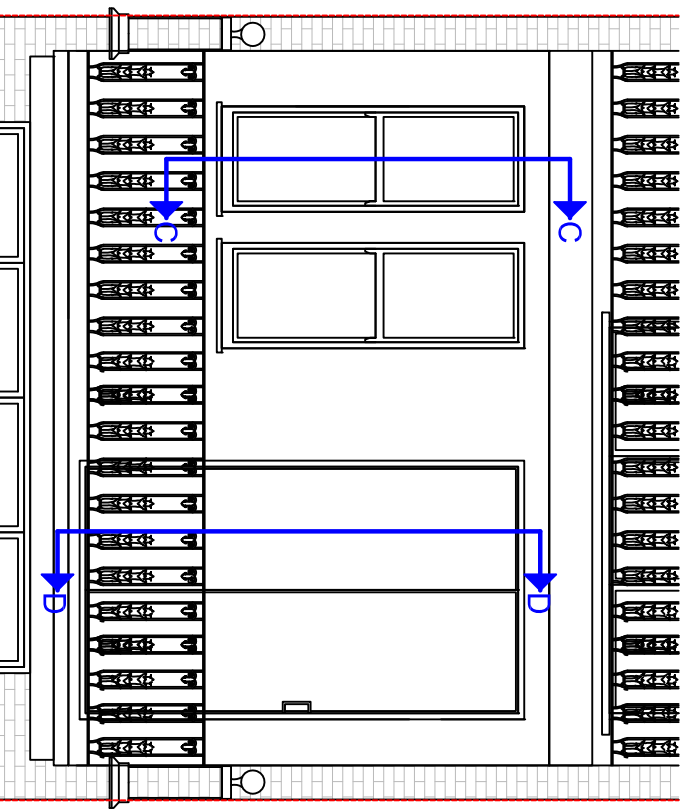
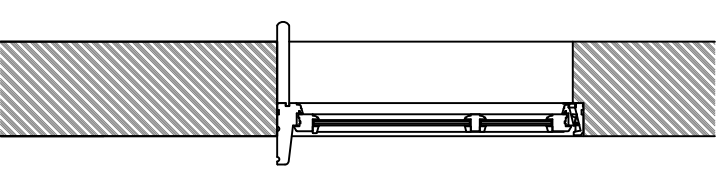



Existing Rear Elevation



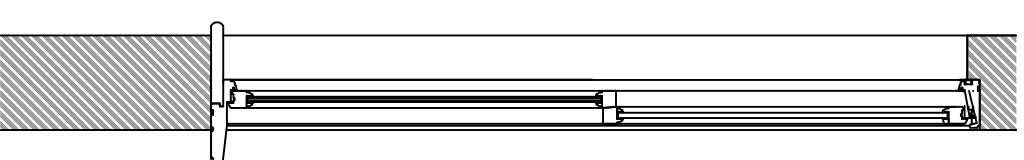
Proposed Rear Elevation



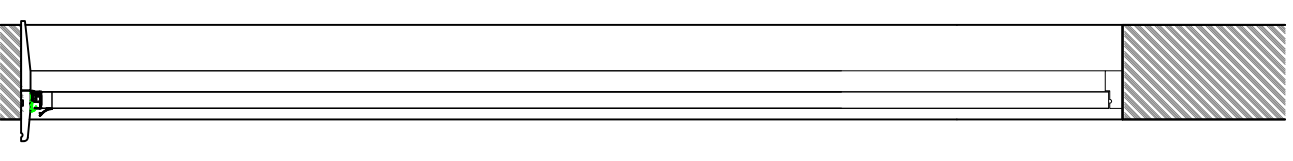
Section A-A



Section B-B



Section C-C



Section D-D

1. THIS DRAWING IS FOR INFORMATION ONLY AND IS NOT TO BE USED FOR CONSTRUCTION, MANUFACTURE OR ASSEMBLY.
2. ALL DIMENSIONS AND SPECIFICATIONS SHOWN ARE TO BE CHECKED AND VERIFIED BY MANUFACTURE AND SUPPLIER PRIOR TO FABRICATION OR ANY ASSEMBLY WORK.
3. ALL SETTING-OUT DIMENSIONS ARE TO BE CHECKED AND VERIFIED BY MANUFACTURER AND SUPPLIERS PRIOR TO ANY INSTALLATION WORK AND PRIOR TO ANY ASSEMBLY WORK.
4. THE INFORMATION ON THIS DRAWING IS THE EXCLUSIVE PROPERTY OF HILL HOUSE INTERIORS. ANY ATTEMPT TO COPY OR REPRODUCE THE INFORMATION SHOWN IS STRICTLY PROHIBITED AND WILL RESULT IN LEGAL PROCEEDINGS AGAINST THE OFFENDING PARTY.

CLIENT	Suefa & Joel	PROJECT	TORRIANO AVENUE	MATERIAL		DRAWN BY	JC
		DWG STATUS		TREATMENT / FINISH		APPROVED BY	
<small>THIS IS A CAD GENERATED DRAWING - DO NOT CHANGE MANUALLY</small>		USED ON				Elevation SCALE: 1:50	
<small>DO NOT SCALE</small>						Section SCALE: 1:20	
ISSUE	DATE	CHANGE	BY	DWG TITLE Door and Window Typical Sections			
				DWG NO.		SHEET 1 OF 1	AS SIZE