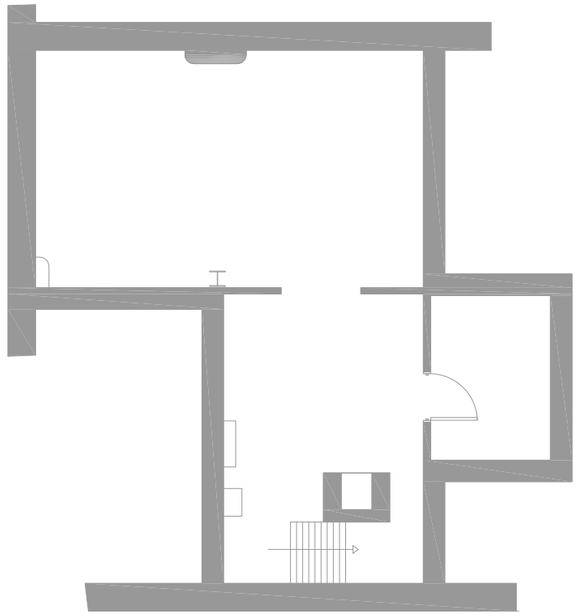

Basement

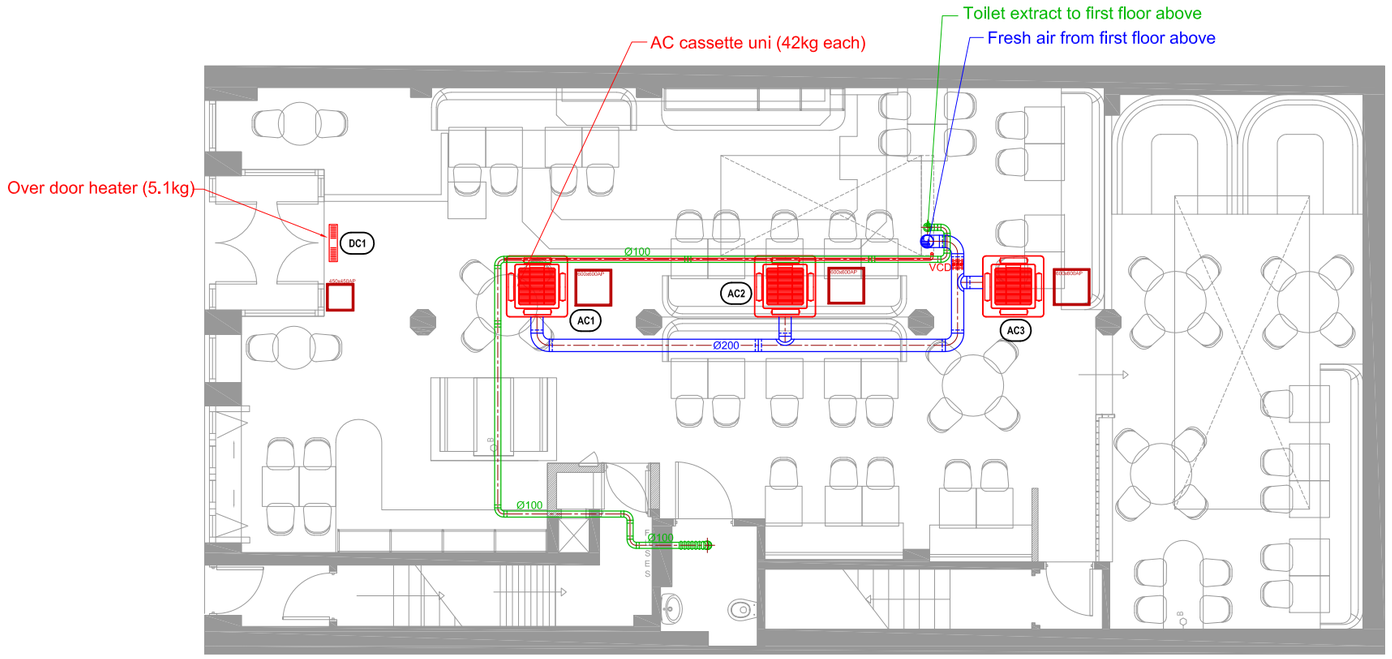

Ground Floor

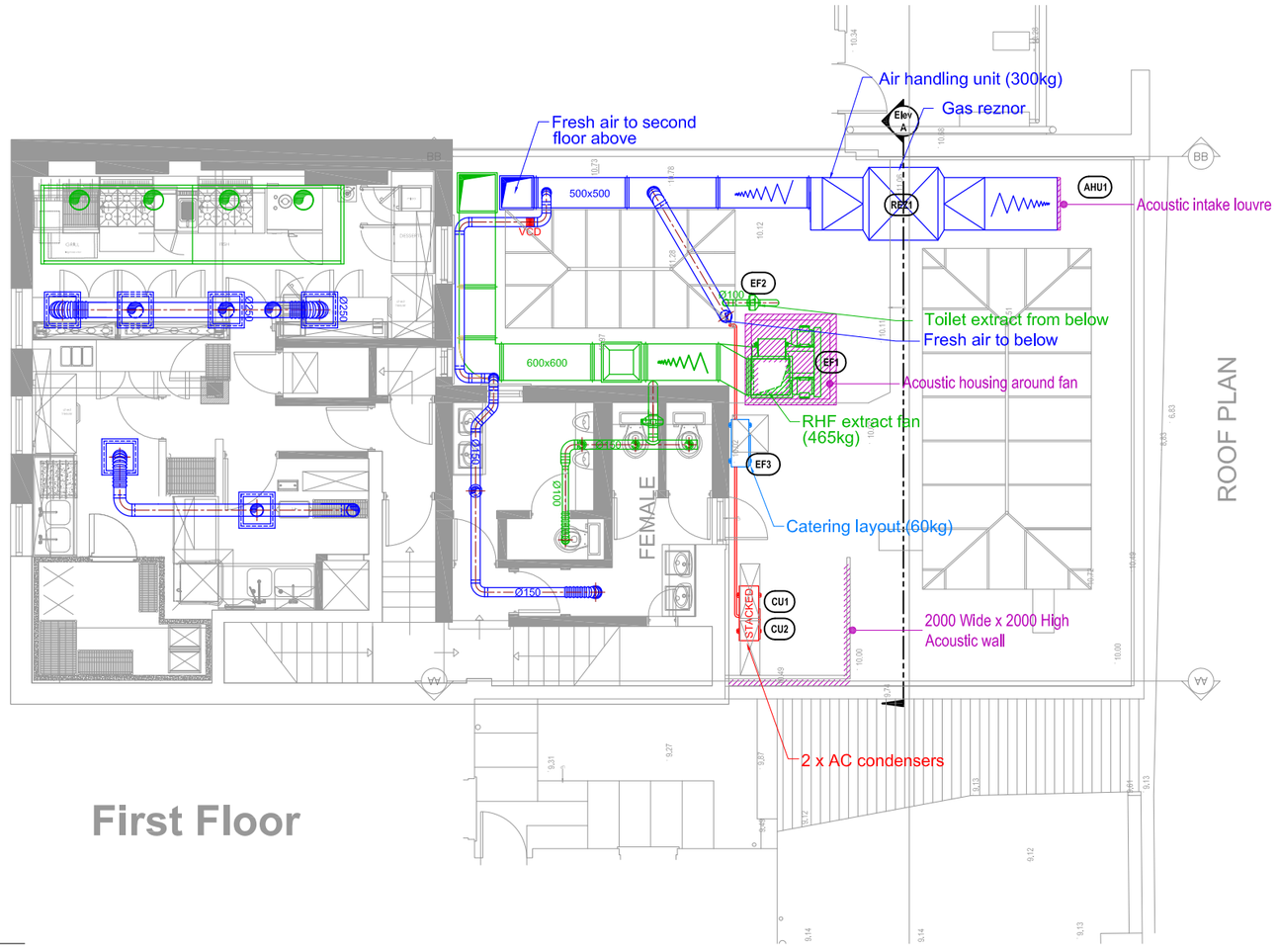

First Floor

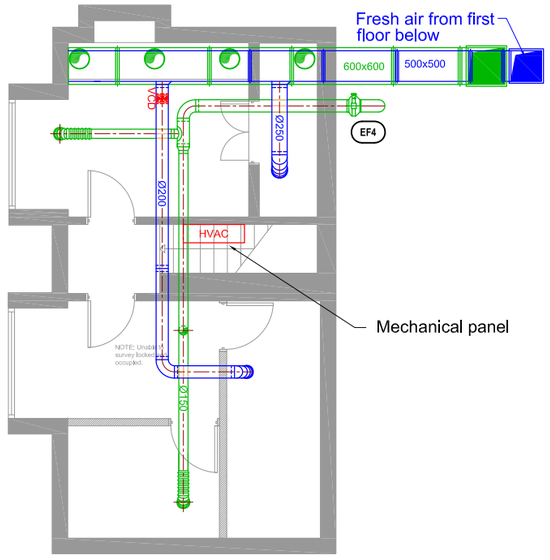

Second Floor

1 0 1 2 3 4 5 metres

Scale 1:50 @ A1

No.	Date	Rev. By	Revision Description	Ckd. By
I	21-04-15	CG	Revised GA.	
H	28-08-14	RF	Added acoustic intake louvre.	
G	27-08-14	RF	Revised AC notes.	
F	26-08-14	RF	Added acoustic housing.	
E	07-03-12	DH	As Fitted	
D	30-01-12	SC	Canopy move 100mm to the right	
C	25-01-12	SC	A/C unit removed. Amendments to A/C pipework	
B	19-01-12	SC	Amendments to ventilation scheme, catering layout added	
A	11-01-12	SC	Revised architects layout	

Client:

CÔTE

Project :

Cote Restaurant
Camden
London

Drawing Title :

Ventilation Layout
Basement, Ground,
First & Second Floor

Drawing No.: COT10-01

Rev: I

Scale: @A1 = 1:50 @A3 = 1:100

Drawn By: DAN

Date: 01-12-11

chapman ventilation
Unit 2 Little Mundells
Welwyn Garden City
Hertfordshire AL7 1EW
Tel: 01707 372858 Fax: 01707 325001
E-mail: info@chapmanventilation.co.uk
Web: www.chapmanventilation.co.uk

Copyright of this drawing resides with Chapman Ventilation Limited