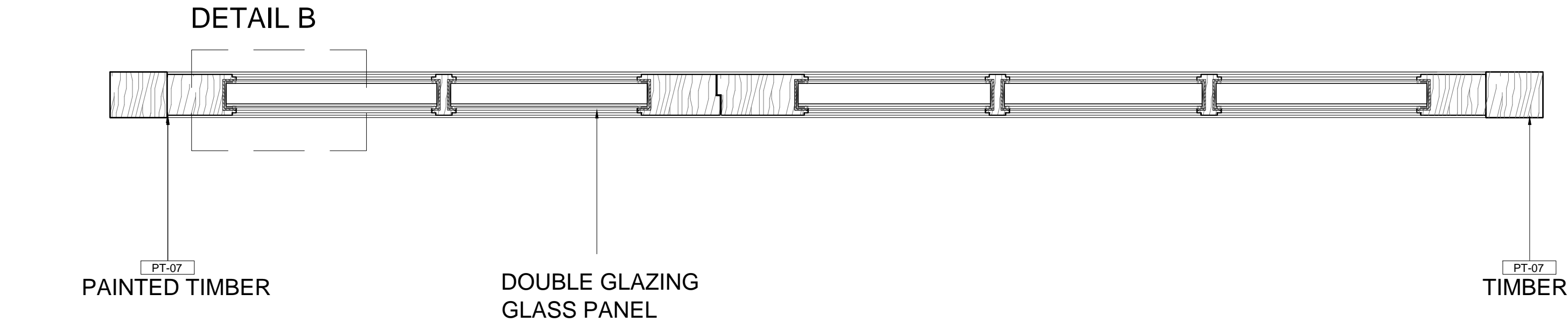
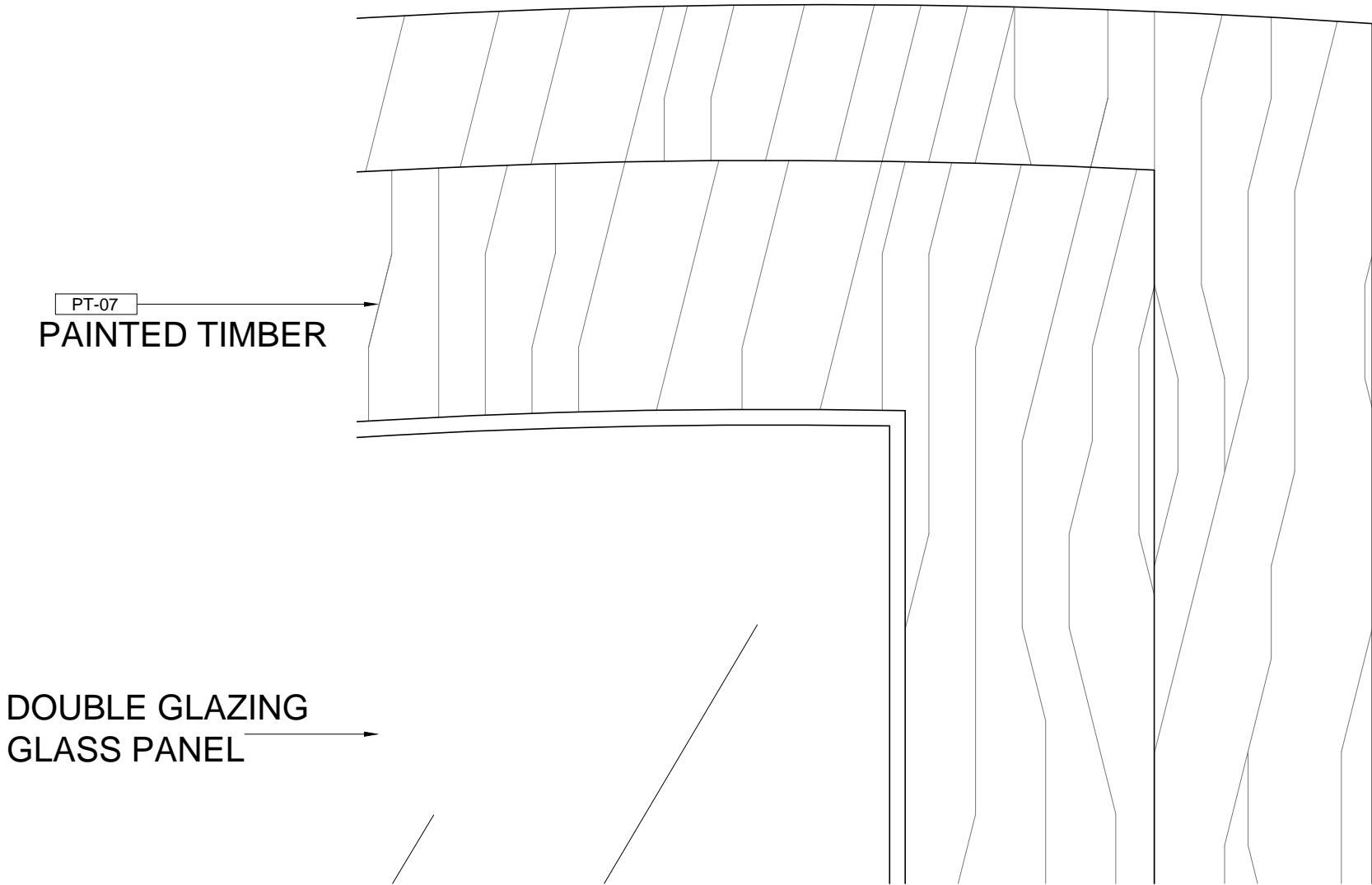


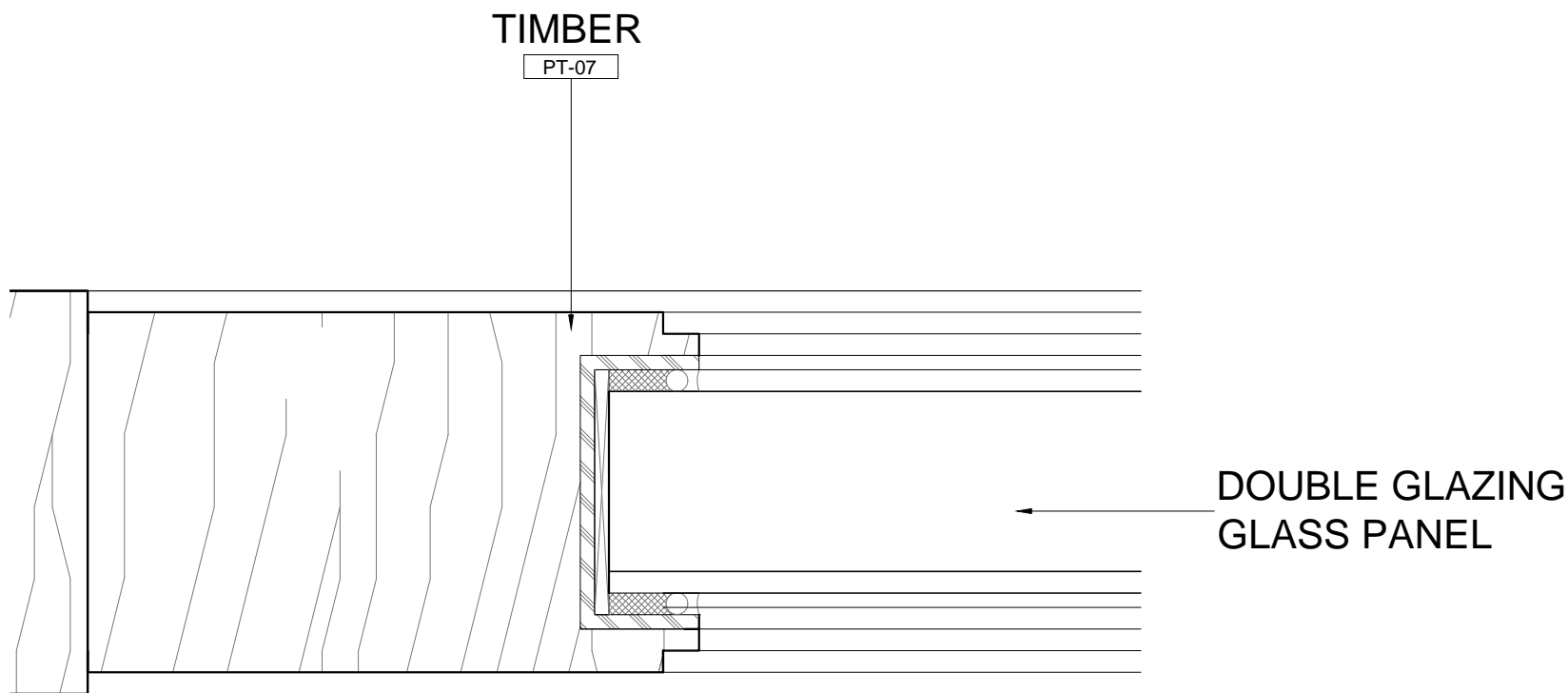
PROPOSED BASEMENT GLASS WALL AND DOOR
TO MATCH EXISTING WINDOW STYLE
SCALE 1:10



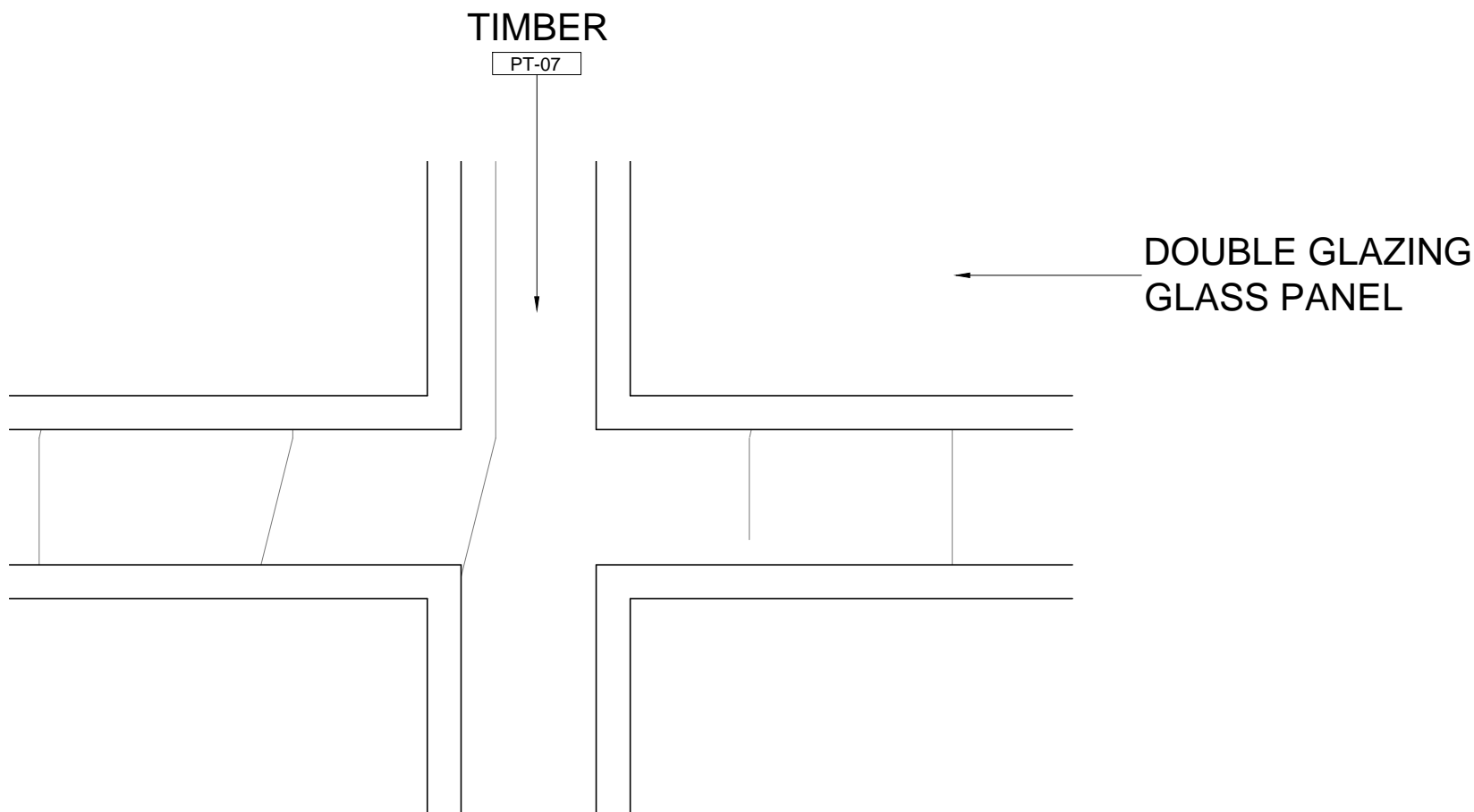
SECTION A 1:5



DETAIL A SCALE 1:2



DETAIL B SCALE 1:1



DETAIL C SCALE 1:1

REVISIONS		
Rev.	Date	Comment
B	27.02.15	THICKENED DOOR FRAME, ADDED MORE DETAIL
C	05.03.15	CHANGED SCREEN AND DOOR TO MATCH EXISTING WINDOW STYLE
D	12.03.15	CHANGED PROPORTIONS OF GLAZING PANELS, ADD EXTRA HORIZONTAL BAR
PLANNING		

© SIGMA SEIFERT INTERIORS 2014		
NOTES		
1. THE DRAWINGS SHOW DESIGN INTENT ONLY. ALL DIMENSIONS TO BE CHECKED ON SITE PRIOR TO CONSTRUCTION OR PRODUCTION. CONSTRUCTION DETAILS TO BE CONFIRMED BY CONTRACTOR/ MANUFACTURER BY SUBMITTING SHOP DRAWINGS FOR DESIGNER'S APPROVAL.		
2. DESIGN / DRAWING IS NOT TO BE SCALED FOR PRODUCTION AND CONSTRUCTION PURPOSES		
3. ALL DISCREPANCIES AND OMISSIONS ON SITE MUST BE REPORTED TO DESIGNER FOR THEIR COMMENTS OR APPROVAL PRIOR TO COMMENCING WORK.		
4. ALL ELECTRICAL, LIGHTING, HVAC AND PLUMBING ISSUES TO BE REFERRED TO ENGINEER'S DRAWINGS PRIOR TO COMMENCEMENT OF WORKS.		
5. THE DESIGNS ARE SUBJECT TO APPROVAL BY STATUTORY AUTHORITIES AND ANY NECESSARY ALTERATIONS SHOULD BE MADE IF REQUIRED TO COMPLY WITH STATUTORY REQUIREMENTS.		
6. ALL DESIGN CONCEPTS AND DRAWINGS ARE THE PROPERTY OF SIGMA ARCHITECTURE AND INTERIORS AND COVERED BY COPYRIGHT. NO REPRODUCTIONS, ADAPTATIONS AND/OR COPIES MAY BE MADE WITHOUT WRITTEN PERMISSION BY SIGMA.		

A1 Sheet		
Project		
CHESTER TERRACE LONDON		
Title		
TYPICAL DOOR DETAILS		
EXISTING & PROPOSED		
Date	Scale	
11/11/14	1:10, 1:5, 1:2, 1:1	
Project No		
SI7044		
Drwg No	Rev.	
600-11	D	

SIGMA
SEIFERT

INTERIORS

SIGMA SEIFERT
INTERIORS

1 Seagrave Road,
London
SW6 1RP

T: +44 (0)20 7935 6984
info@sigma-architects.com
www.sigma-interiors.co.uk