






Notes:

1. do not scale from this drawing
2. survey indicative only
3. proposals are subject to utilities surveys
4. drawings are subject to confirmation with relevant consultant's information
5. drawing to be read in conjunction with relevant specifications

BRICK SPECIFICATION

-  **Brick type 1** - 'First Quality Multi' by Freshfield Lane Brickworks
-  **Brick type 2** - white glazed tile by Craven Dunhill, ref '93'
-  **Brick type 3** - red glazed tiles by Craven Dunhill, ref '93'
-  **Brick type 4** - 'White Engobe' matt white brick by 'Isstock' refs 27111, 27112 & 27113
-  **Brick type 5** - 'Slapfield Stock' by All About Bricks

PLEASE REFER TO DRAWING PLC:24.11 FOR TILE TYPES

20/04/15 - Condition 24 Issue
Revisions:

PLANNING CONDITIONS



Matthew Lloyd Architects LLP
1 The Hagar
Parslova Works
Parslova Road
London E2 9DD
T: 020 7613 1824
email: info@matthewlloyd.co.uk
www.matthewlloyd.co.uk
02014

A1
Original Sheet Size
0 500mm 1000mm

Date:	APR 15	Scale:	1:10 @A1 / 1:20 @ A3	Drawn by:	
Project:	Bourne Estate South for Higgins Construction PLC				
Drawing title:	Typical Door Detail				
Sheet No:	Sheet 6				
Reference:	BE14	Draw No:	PLC 24.06	Rev:	

