

Notes:

1. do not scale from this drawing
2. survey indicative only
3. proposals are subject to utilities surveys
4. drawing to be read in conjunction with relevant consultant's information
5. drawing to be read in conjunction with relevant specifications

BRICK SPECIFICATION

-  **Brick type 1** - 'First Quality Multi' by Freshfield Lane Brickworks
-  **Brick type 2** - white glazed tile by Craven Dunhill, ref 'B3'
-  **Brick type 3** - red glazed tiles by Craven Dunhill, equal quantities of refs 27111, 27112 & 27113
-  **Brick type 4** - 'White Engobe' matt white brick by Ibstock
-  **Brick type 5** - 'Staplefield Stock' by All About Bricks

PLEASE REFER TO DRAWING PLC.24.11 FOR TILE TYPES

29.04.15 - Condition 24 issue
Revisions:

PLANNING CONDITION

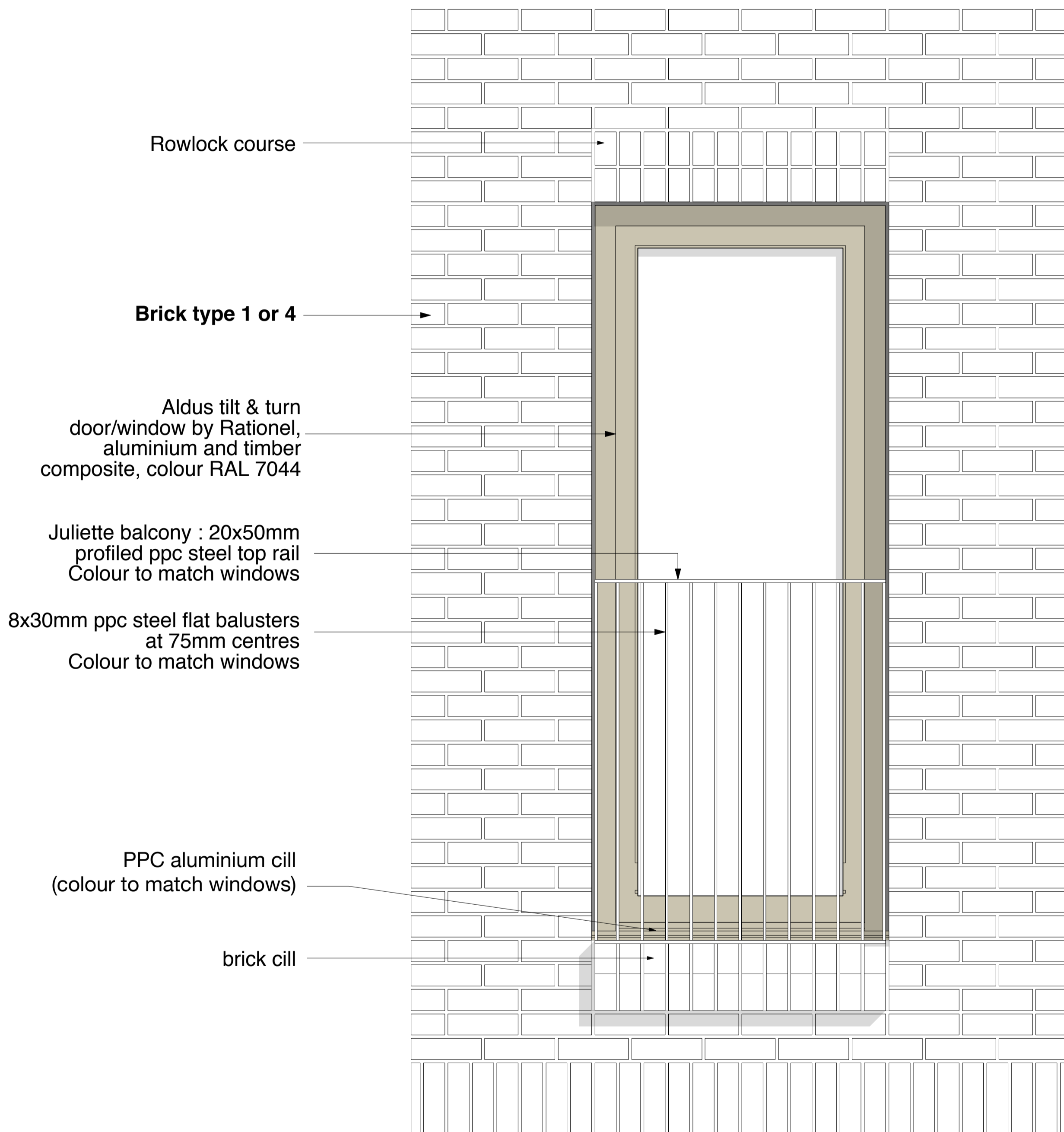
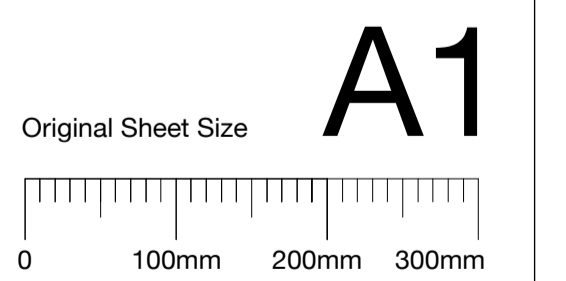


MatthewLloydArchitects LLP

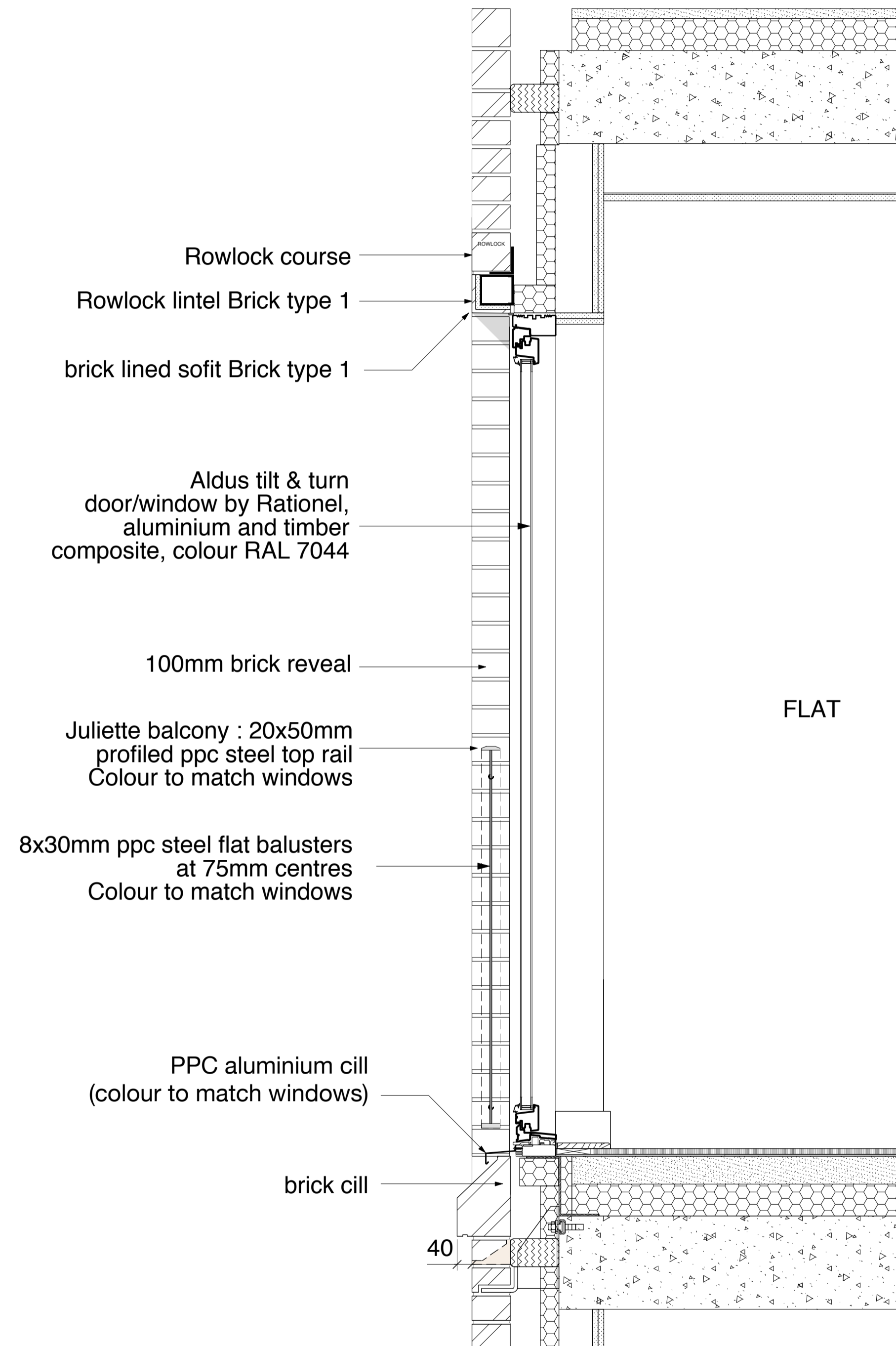
1 The Hangar
Perseverance Works
38 Kingsland Road
London E2 8DD

T 020 7613 1934
email: mail@matthewlloyd.co.uk
www.matthewlloyd.co.uk

©2014



01 TYPICAL WINDOW ELEVATION WITHIN BRICK TYPE 1 OR 4 SHOWING JULIETTE BALCONY
1:10 @A1 / 1:20 @A3



02 TYPICAL WINDOW SECTION WITHIN BRICK TYPE 1 OR 4 SHOWING JULIETTE BALCONY
1:10 @A1 / 1:20 @A3

Date:	Scale:	Drawn by:
APR 15	1:10 @A1 / 1:20 @ A3	
Project:		
Bourne Estate South for Higgins Construction PLC		
Drawing title:		
Typical window details Sheet 3		
Reference:	Dwg. No:	Rev:
BE14	PLC 24.03	