1 Features

- Seasonal smart series already comply with EU's 2014 Eco-Design requirements
- Top efficiency: - new compressor that offers substantial efficiency improvements - new control logic that optimises efficiency at the most frequently encountered operating conditions and that optimises the auxiliary modes (when the unit is not active) - newly designed heat exchangers that optimise the refrigerant flow at the most frequent operating conditions (temperature and load) - via improved nominal performances
- The perfect balance in efficiency and comfort thanks to Variable Refrigerant Temperature: top seasonal efficiency throughout most of the year and quick reaction speed on the hottest days.
- Suits computer room applications (EDP)
- Re-use of existing R-22 or R-407C technology
- Extended operation range down to -20ºC in heating
- Maximum piping length up to 75m, minimum piping length is 5m.
- Daikin outdoor units are neat, sturdy and can easily be mounted on a roof or terrace or simply placed against an outside wall
- Seasonal efficiency, optimized for all seasons.
- Seasonal efficiency gives an indication on how efficient an air conditioner operates over an entire heating or cooling season.

Inverter

2 Specifications

2-1 Nominal Capacity And Nominal Input				FCQHG71F/RZQG71L8V1	FCQHG100F/RZQG100L8V1	FCQHG125F/RZQG125L8V1	FCQHG140F/RZQG140L7V1
Cooling capacity	Nom.		kW	6.8	9.5	12.0	13.4
Heating capacity	Nom.		kW	7.5	10.8	13.5	15.5
Seasonal efficiency (according to EN14825)	Cooling	Energy label		A++			-
		Pdesign	kW	6.80	9.50	12.00	-
		SEER		7.00		6.61	-
		Annual energy consumption	kWh	340	475	635	-
	Heating (Average climate)	Energy label		A+	A++		-
		Pdesign	kW	7.60	11.30	12.66	-
		SCOP		4.54	4.80	4.63	-
		Annual energy consumption	kWh	2,343	3,295	3,829	-
Nominal efficiency (cooling at 35º/27º nominal load, heating at 7º/20º nominal load)	EER			4.09	4.42	4.00	3.35
	COP			4.80	4.99	4.40	4.12
	Annual energy consumption		kWh	830	1,075	1,500	2,000
	Energy label	Cooling		A			-
		Heating		A			-

Notes

(1) EER/COP according to Eurovent 2012

2-1 Nominal Capacity And Nominal Input				FCQG71F/RZQG71L8V1	FCQG100F/RZQG100L8V1	FCQG125F/RZQG125L8V1	FCQG140F/RZQG140L7V1
Cooling capacity	Nom.		kW	6.8	9.5	12.0	13.4
Heating capacity	Nom.		kW	7.5	10.8	13.5	15.5
Seasonal efficiency (according to EN14825)	Cooling	Energy label		A++		A+	-
		Pdesign	kW	6.80	9.50	12.00	-
		SEER		6.80		6.00	-
		Annual energy consumption	kWh	350	488	700	-
	Heating (Average climate)	Energy label		A+	A++	A+	-
		Pdesign	kW	6.33	11.30	12.66	-
		SCOP		4.20	4.61	4.10	-
		Annual energy consumption	kWh	2,110	3,431	4,322	-
Nominal efficiency (cooling at 35º/27º nominal load, heating at 7º/20º nominal load)	EER			3.39	3.87	3.73	3.21
	COP			3.97	4.15	3.63	3.61
	Annual energy consumption		kWh	1,005	1,225	1,610	2,085
	Energy label	Cooling		A			-
		Heating		A			-

Notes

(1) EER/COP according to Eurovent 2012

2-1 Nominal Capacity And Nominal Input				FDQ125C/RZQG125L8V1
Cooling capacity	Nom.		kW	12.0
Heating capacity	Nom.		kW	13.5
Seasonal efficiency (according to EN14825)	Cooling	Energy label		A+
		Pdesign	kW	12.00
		SEER		5.81
		Annual energy consumption	kWh	722
	Heating (Average climate)	Energy label		A+
		Pdesign	kW	12.71
		SCOP		4.21
		Annual energy consumption	kWh	4,226

2 Specifications

2-1 Nominal Capacity And Nominal Input				FDQ125C/RZQG125L8V1
Nominal efficiency (cooling at 35º/27º nominal load, heating at 7º/20º nominal load)	EER			3.75
	COP			3.83
	Annual energy consumption		kWh	1,600
	Energy label	Cooling		A
		Heating		A

Notes

(1) EER/COP according to Eurovent 2012

2-1 Nominal Capacity And Nominal Input				FAQ71C/RZQG71L8V1	FAQ100C/RZQG100L8V1
Cooling capacity	Nom.		kW	6.8	9.5
Heating capacity	Nom.		kW	7.5	10.8
Seasonal efficiency (according to EN14825)	Cooling	Energy label		A++	
		Pdesign	kW	6.80	9.50
		SEER		6.51	6.11
		Annual energy consumption	kWh	365	544
	Heating (Average climate)	Energy label		A+	
		Pdesign	kW	6.33	10.20
		SCOP		4.02	4.01
		Annual energy consumption	kWh	2,204	3,561
Nominal efficiency (cooling at 35º/27º nominal load, heating at 7º/20º nominal load)	EER			3.40	3.62
	COP			3.70	3.61
	Annual energy consumption		kWh	1,000	1,315
	Energy label	Cooling		A	
		Heating		A	

Notes

(1) EER/COP according to Eurovent 2012

2-1 Nominal Capacity And Nominal Input				FBQ71C8/RZQG71L8V1	FBQ100C8/RZQG100L8V1	FBQ125C8/RZQG125L8V1	FBQ140C8/RZQG140L7V1
Cooling capacity	Nom.		kW	6.8	9.5	12.0	13.4
Heating capacity	Nom.		kW	7.5	10.8	13.5	15.5
Seasonal efficiency (according to EN14825)	Cooling	Energy label		A++	A+		-
		Pdesign	kW	6.80	9.50	12.00	-
		SEER		6.11	5.80	5.81	-
		Annual energy consumption	kWh	389	573	722	-
	Heating (Average climate)	Energy label		A+	A++	A+	-
		Pdesign	kW	6.00	11.30	12.71	-
		SCOP		4.01	4.61	4.21	-
		Annual energy consumption	kWh	2,094	3,431	4,226	-
Nominal efficiency (cooling at 35º/27º nominal load, heating at 7º/20º nominal load)	EER			3.50	3.89	3.81	3.33
	COP			3.65	4.21	3.83	3.61
	Annual energy consumption		kWh	970	1,220	1,575	2,010
	Energy label	Cooling		A			-
		Heating		A			-

Notes

(1) EER/COP according to Eurovent 2012

2 Specifications

2-1 Nominal Capacity And Nominal Input				FVQ71C/RZQG71L8V1	FVQ100C/RZQG100L8V1	FVQ125C/RZQG125L8V1	FVQ140C/RZQG140L7V1
Cooling capacity	Nom.		kW	6.8	9.5	12.0	13.4
Heating capacity	Nom.		kW	7.5	10.8	13.5	15.5
Seasonal efficiency (according to EN14825)	Cooling	Energy label		A++	A+		-
		Pdesign	kW	6.80	9.50	12.00	-
		SEER		6.31	5.61		-
		Annual energy consumption	kWh	377	592	748	-
	Heating (Average climate)	Energy label		A+		A	-
		Pdesign	kW	6.33	11.30		-
		SCOP		4.05	4.20	3.87	-
		Annual energy consumption	kWh	2,188	3,766	4,087	-
Nominal efficiency (cooling at 35º/27º nominal load, heating at 7º/20º nominal load)	EER			3.37	3.81	3.21	
	COP			3.64	4.14	3.70	3.61
	Annual energy consumption		kWh	1,010	1,245	1,870	2,085
	Energy label	Cooling		A			-
		Heating		A			-

Notes

(1) EER/COP according to Eurovent 2012

2-1 Nominal Capacity And Nominal Input				FHQ71C/RZQG71L8V1	FHQ100C/RZQG100L8V1	FHQ125C/RZQG125L8V1	FHQ140C/RZQG140L7V1
Cooling capacity	Nom.		kW	6.8	9.5	12.0	13.4
Heating capacity	Nom.		kW	7.5	10.8	13.5	15.5
Seasonal efficiency (according to EN14825)	Cooling	Energy label		A++		A+	-
		Pdesign	kW	6.80	9.50	12.00	-
		SEER		6.95	6.11	6.01	-
		Annual energy consumption	kWh	342	544	698	-
	Heating (Average climate)	Energy label		A+	A++	A+	-
		Pdesign	kW	7.60	11.30	14.13	-
		SCOP		4.32	4.61	4.23	-
		Annual energy consumption	kWh	2,462	3,431	4,676	-
Nominal efficiency (cooling at 35º/27º nominal load, heating at 7º/20º nominal load)	EER			3.82	4.13	3.52	3.31
	COP			4.13	4.42	3.89	3.63
	Annual energy consumption		kWh	890	1,245	1,790	2,025
	Energy label	Cooling		A			-
		Heating		A			-

Notes

(1) EER/COP according to Eurovent 2012

2-1 Nominal Capacity And Nominal Input				FUQ71C/RZQG71L8V1	FUQ100C/RZQG100L8V1	FUQ125C/RZQG125L8V1
Cooling capacity	Nom.		kW	6.8	9.5	12.0
Heating capacity	Nom.		kW	7.5	10.8	13.5
Seasonal efficiency (according to EN14825)	Cooling	Energy label		A++		A+
		Pdesign	kW	6.80	9.50	12.00
		SEER		6.50	6.11	5.61
		Annual energy consumption	kWh	366	544	748
	Heating (Average climate)	Energy label		A+		
		Pdesign	kW	7.60	11.30	14.13
		SCOP		4.20	4.50	4.44
		Annual energy consumption	kWh	2,533	3,515	4,456

2 Specifications

2-1 Nominal Capacity And Nominal Input			FUQ71C/RZQG71L8V1	FUQ100C/RZQG100L8V1	FUQ125C/RZQG125L8V1
Nominal efficiency (cooling at 35º/27º nominal load, heating at 7º/20º nominal load)	EER		4.07	4.08	3.40
	COP		4.47	4.04	
	Annual energy consumption	kWh	840	1,230	1,770
	Energy label	Cooling	A		
		Heating	A		

Notes

(1) EER/COP according to Eurovent 2012

2-2 Technical Specifications					RZQG71L8V1	RZQG100L8V1	RZQG125L8V1	RZQG140L7V1
Capacity control	Method				Inverter controlled			
Casing	Colour				Ivory white			
	Material				Painted galvanized steel plate			
Dimensions	Unit	Height		mm	990	1,430		
		Width		mm	940			
		Depth		mm	320			
	Packed unit	Height		mm	1,170	1,610		
		Width		mm	1,015			
		Depth		mm	422			
Weight	Unit			kg	78	102		
	Packed unit			kg	88	115		
Heat exchanger	Fin	Type			WF fin			
		Treatment			Anti-corrosion treatment (PE)			
Compressor	Quantity				1			
	Type				Hermetically sealed swing compressor			
	Starting method				Inverter driven			
Fan	Type				Propeller fan			
	Discharge direction				Horizontal			
	Quantity				1	2		
	Air flow rate	Cooling	Nom.	m³/min	59	70		84
			Super low	m³/min	-			
				cfm	-			
		Heating	Nom.	m³/min	49	62		
			Super low	m³/min	-			
				cfm	-			
Fan motor	Quantity				1	2		
	Model				Brushless DC motor			
	Output			W	94			
	Drive				Direct drive			
	Speed	Cooling	Super low	rpm	-			
		Heating	Super low	rpm	-			
Sound power level	Cooling	Nom.		dBA	64	66	67	69
Sound pressure level	Cooling	Nom.		dBA	48	50	51	52
	Heating	Nom.		dBA	50	52	53	
	Night quiet mode	Level 1		dBA	43	45		
Operation range	Cooling	Ambient	Min.	ºCDB	-15			
			Max.	ºCDB	50			
	Heating	Ambient	Min.	ºCWB	-20			
			Max.	ºCWB	15.5			
Refrigerant	Type				R-410A			
	Charge			kg	2.9	4.0		
	Control				Expansion valve (electronic type)			
	GWP				1,975			
	Circuits	Quantity			1			

2 Specifications

2-2 Technical Specifications					RZQG71L8V1	RZQG100L8V1	RZQG125L8V1	RZQG140L7V1
Refrigerant oil	Type				FVC50K			
	Charged volume			l	0.9	1.35		
Piping connections	Liquid	Quantity			1			
		Type			Flare connection			
		OD		mm	9.52			
	Gas	Quantity			1			
		Type			Flare connection			
		OD		mm	15.9			
	Drain	Quantity			5			
		Type			Hole			
		ID		mm	-			
		OD		mm	26			
	Piping length	OU - IU	Min.	m	5 (4)			
			Max.	m	50	75		
		System	Equivalent	m	70	90		
			Chargeless	m	30			
	Additional refrigerant charge			kg/m	See installation manual			
	Level difference	IU - OU	Max.	m	30.0			
		IU - IU	Max.	m	0.5			
	Heat insulation				Both liquid and gas pipes			
Defrost method					Reversed cycle			
Defrost control					Sensor for outdoor heat exchanger temperature			
Safety devices	Item	01			High pressure switch			
		02			Fan driver overload protector			
		03			Fuse			

2-3 Electrical Specifications				RZQG71L8V1	RZQG100L8V1	RZQG125L8V1	RZQG140L7V1
Power supply	Name			V1			
	Phase			1~			
	Frequency		Hz	50			
	Voltage		V	220-240			
	Voltage range	Min.	%	10			
		Max.	%	10			
Current	Zmax	List		Complies to EN61000-3-11			
	Recommended fuses		A	25	40		
Current - 50Hz	Maximum fuse amps (MFA)		A	20	32		
Current - 60Hz	Maximum fuse amps (MFA)		A	-			
Wiring connections	For power supply	Remark		See installation manual outdoor unit			
	For connection with indoor	Remark		See installation manual outdoor unit			
Power supply intake				Outdoor unit only			

Notes

(1) PED: assembly = category I : excluded from scope of PED due to article 1, item 3.6 of 97/23/EC

(2) Equipment complying with EN/IEC 61000-3-12: European/international technical standard setting the limits for harmonic currents produced by equipment connected to public low-voltage system with input current \> 16A and ≤ 75A per phase

(3) See separate drawing for electrical data

(4) 3 with re-charging

11 Sound data

11 - 1 Sound Power Spectrum

RZQG71L8V1

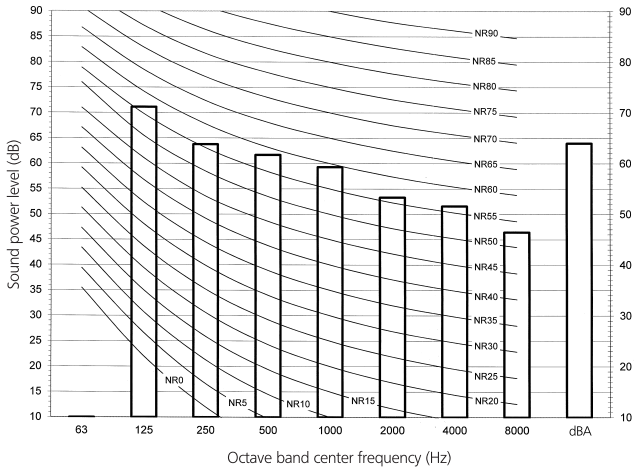

NOTES

1 dBA = A-weighted sound power level (A-scale according to IEC)
2 Reference acoustic intensity 0 dB = 10E-6μW/m^2
3 Measured according to ISO 3744

3D076082

RZQG100L8V1

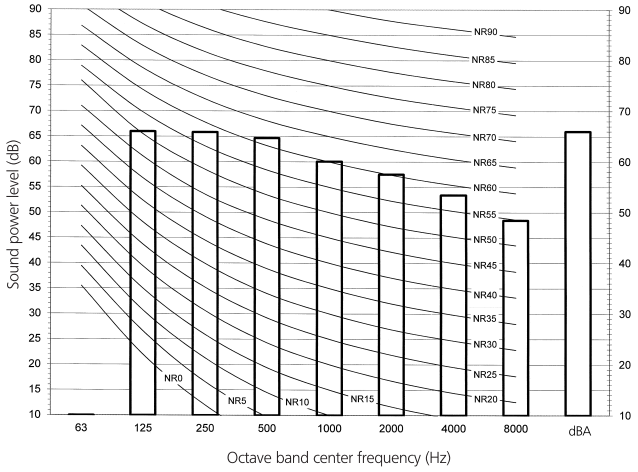

NOTES

1 dBA = A-weighted sound power level (A-scale according to IEC)
2 Reference acoustic intensity 0 dB = 10E-6μW/m^2
3 Measured according to ISO 3744

3D076083

RZQG125L8V1

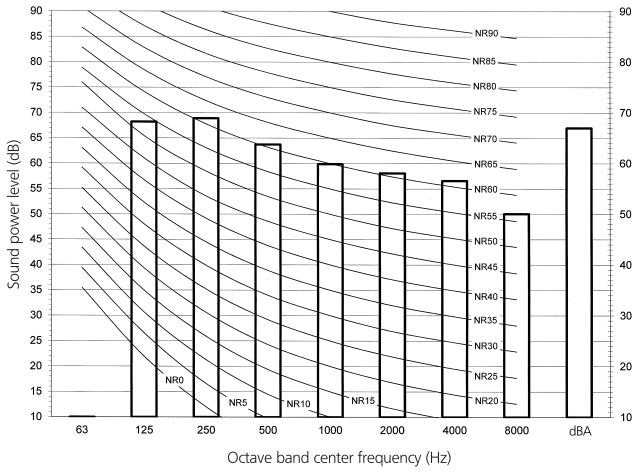

NOTES

1 dBA = A-weighted sound power level (A-scale according to IEC)
2 Reference acoustic intensity 0 dB = 10E-6μW/m^2
3 Measured according to ISO 3744

3D076084

RZQG140L7V1

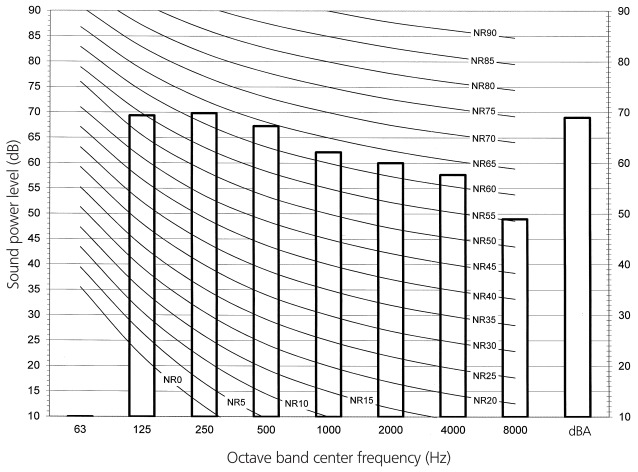

NOTES

1 dBA = A-weighted sound power level (A-scale according to IEC)
2 Reference acoustic intensity 0 dB = 10E-6μW/m^2
3 Measured according to ISO 3744

3D076085

11 Sound data

11 - 2 Sound Pressure Spectrum - Cooling

RZQG71L8V1

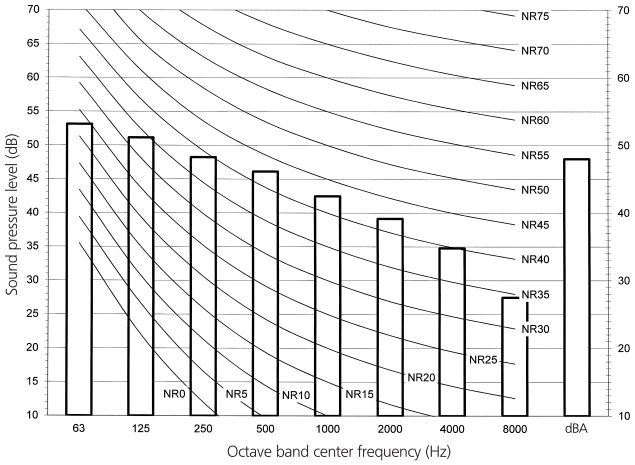

NOTES

1 Data is valid at free field condition
2 Data is valid at nominal operation condition
3 dBA = A-weighted sound pressure level (A-scale according to IEC)
4 Reference acoustic pressure 0dB = 20µPa

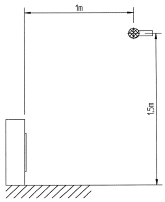

Measuring location
(discharge side)

3D076090

RZQG100L8V1

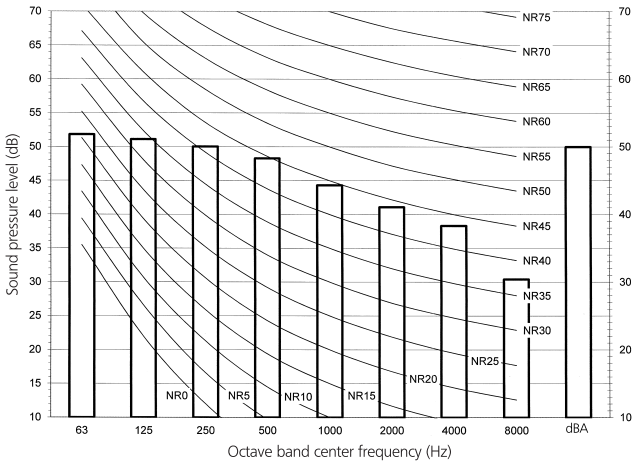

NOTES

1 Data is valid at free field condition
2 Data is valid at nominal operation condition
3 dBA = A-weighted sound pressure level (A-scale according to IEC)
4 Reference acoustic pressure 0dB = 20µPa

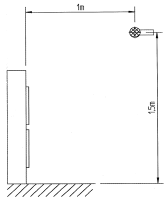

Measuring location
(discharge side)

3D076092

RZQG125L8V1

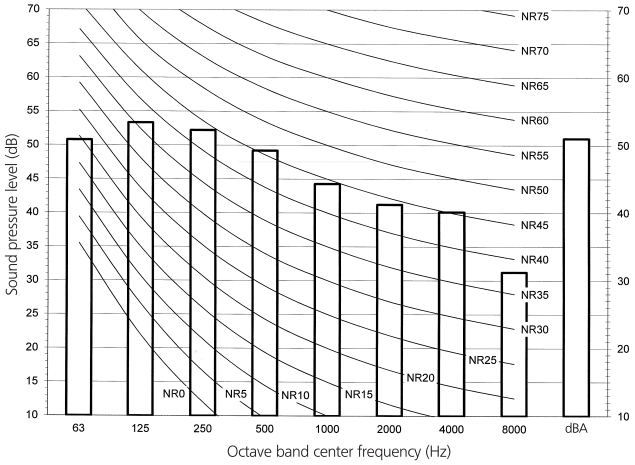

NOTES

1 Data is valid at free field condition
2 Data is valid at nominal operation condition
3 dBA = A-weighted sound pressure level (A-scale according to IEC)
4 Reference acoustic pressure 0dB = 20µPa

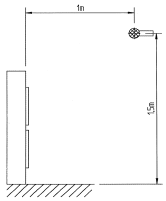

Measuring location
(discharge side)

3D076094

RZQG140L7V1

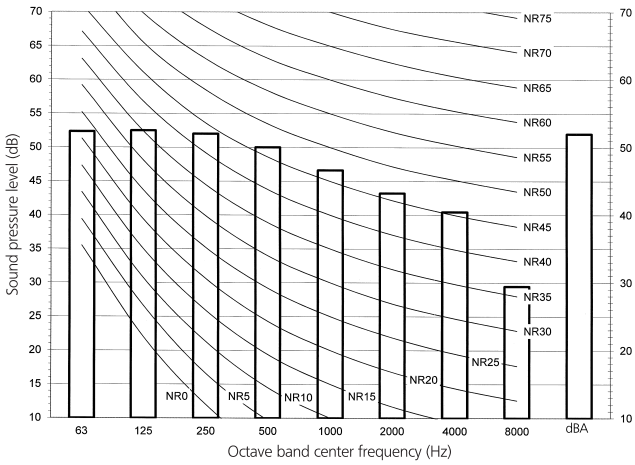

NOTES

1 Data is valid at free field condition
2 Data is valid at nominal operation condition
3 dBA = A-weighted sound pressure level (A-scale according to IEC)
4 Reference acoustic pressure 0dB = 20µPa

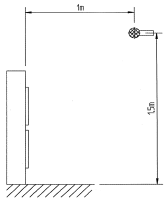

Measuring location
(discharge side)

3D076096

11 Sound data

11 - 3 Sound Pressure Spectrum - Heating

RZQG71L8V1

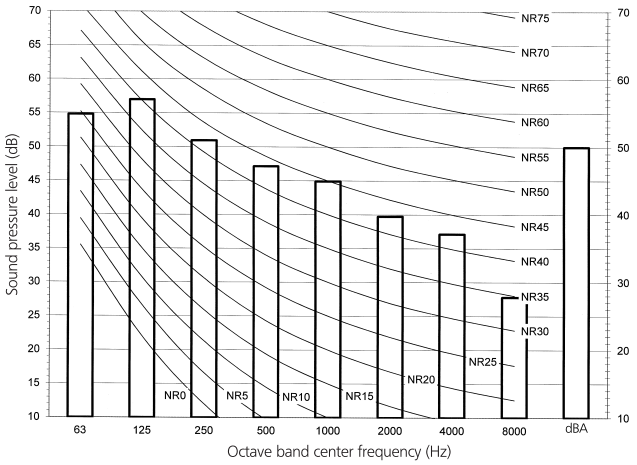

NOTES

1 Data is valid at free field condition
2 Data is valid at nominal operation condition
3 dBA = A-weighted sound pressure level (A-scale according to IEC)
4 Reference acoustic pressure 0dB = 20µPa

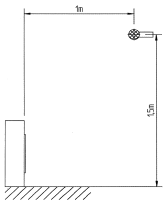

Measuring location
(discharge side)

3D076103

RZQG100L8V1

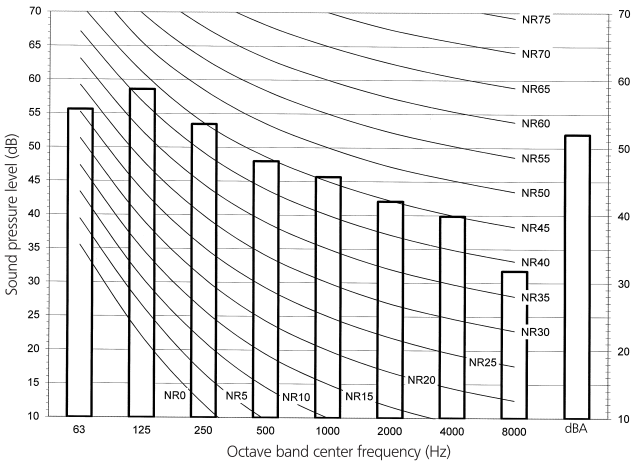

NOTES

1 Data is valid at free field condition
2 Data is valid at nominal operation condition
3 dBA = A-weighted sound pressure level (A-scale according to IEC)
4 Reference acoustic pressure 0dB = 20µPa

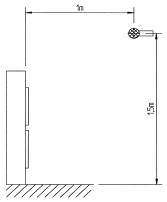

Measuring location
(discharge side)

3D076104

RZQG125L8V1

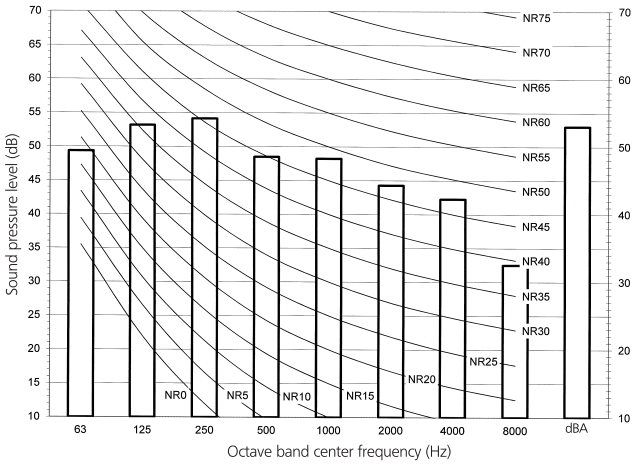

NOTES

1 Data is valid at free field condition
2 Data is valid at nominal operation condition
3 dBA = A-weighted sound pressure level (A-scale according to IEC)
4 Reference acoustic pressure 0dB = 20µPa

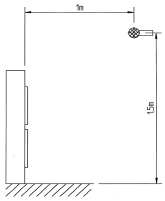

Measuring location
(discharge side)

3D076105

RZQG140L7V1

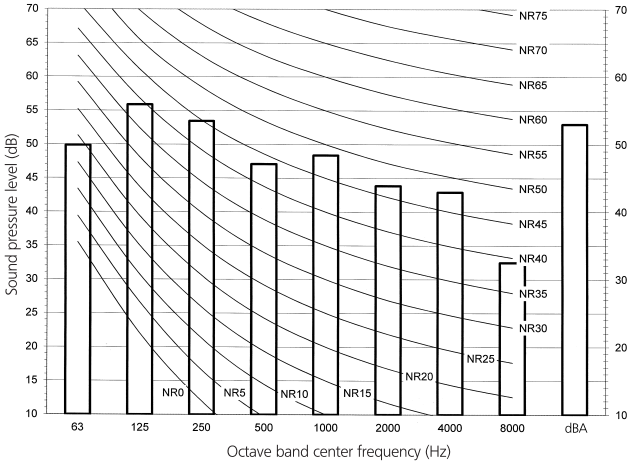

NOTES

1 Data is valid at free field condition
2 Data is valid at nominal operation condition
3 dBA = A-weighted sound pressure level (A-scale according to IEC)
4 Reference acoustic pressure 0dB = 20µPa

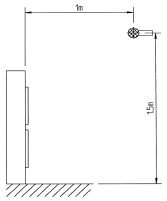

Measuring location
(discharge side)

3D076106

11 Sound data

11 - 4 Sound Pressure Spectrum Quiet Mode

RZQG71L8V1

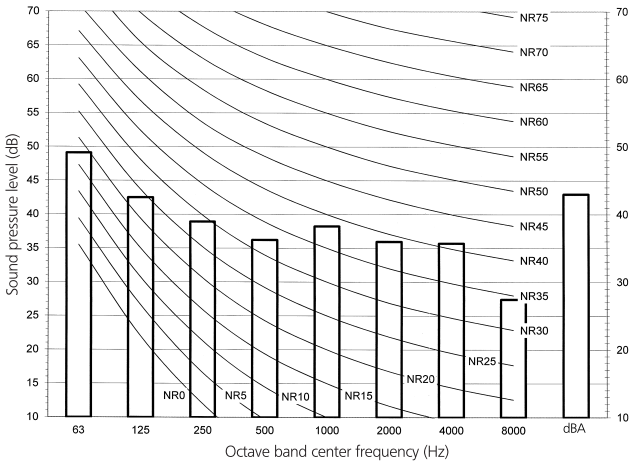

NOTES

1 Data is valid at free field condition
2 Data is valid at nominal operation condition
3 dBA = A-weighted sound pressure level (A-scale according to IEC)
4 Reference acoustic pressure 0dB = 20µPa

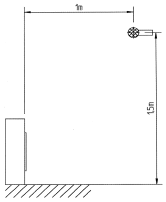

Measuring location
(discharge side)

3D076089

RZQG100L8V1

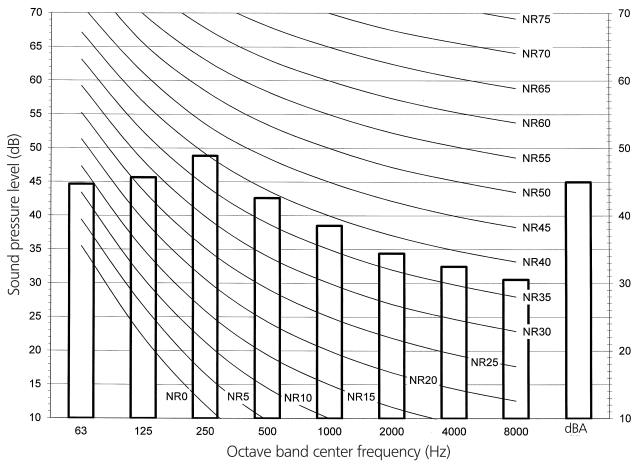

NOTES

1 Data is valid at free field condition
2 Data is valid at nominal operation condition
3 dBA = A-weighted sound pressure level (A-scale according to IEC)
4 Reference acoustic pressure 0dB = 20µPa

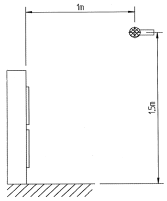

Measuring location
(discharge side)

3D076091

RZQG125L8V1

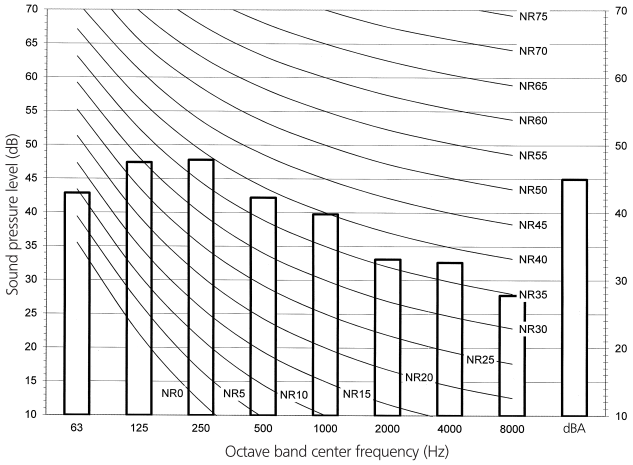

NOTES

1 Data is valid at free field condition
2 Data is valid at nominal operation condition
3 dBA = A-weighted sound pressure level (A-scale according to IEC)
4 Reference acoustic pressure 0dB = 20µPa

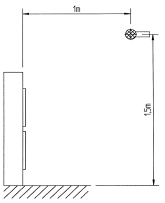

Measuring location
(discharge side)

3D076093

RZQG140L7V1

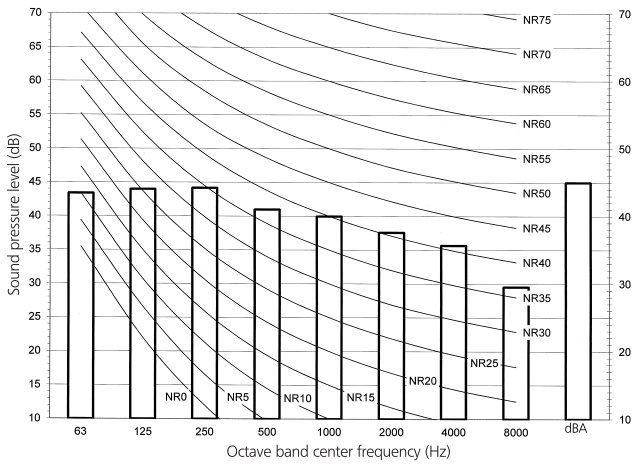

NOTES

1 Data is valid at free field condition
2 Data is valid at nominal operation condition
3 dBA = A-weighted sound pressure level (A-scale according to IEC)
4 Reference acoustic pressure 0dB = 20µPa

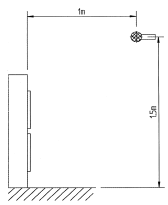

Measuring location
(discharge side)

3D076095