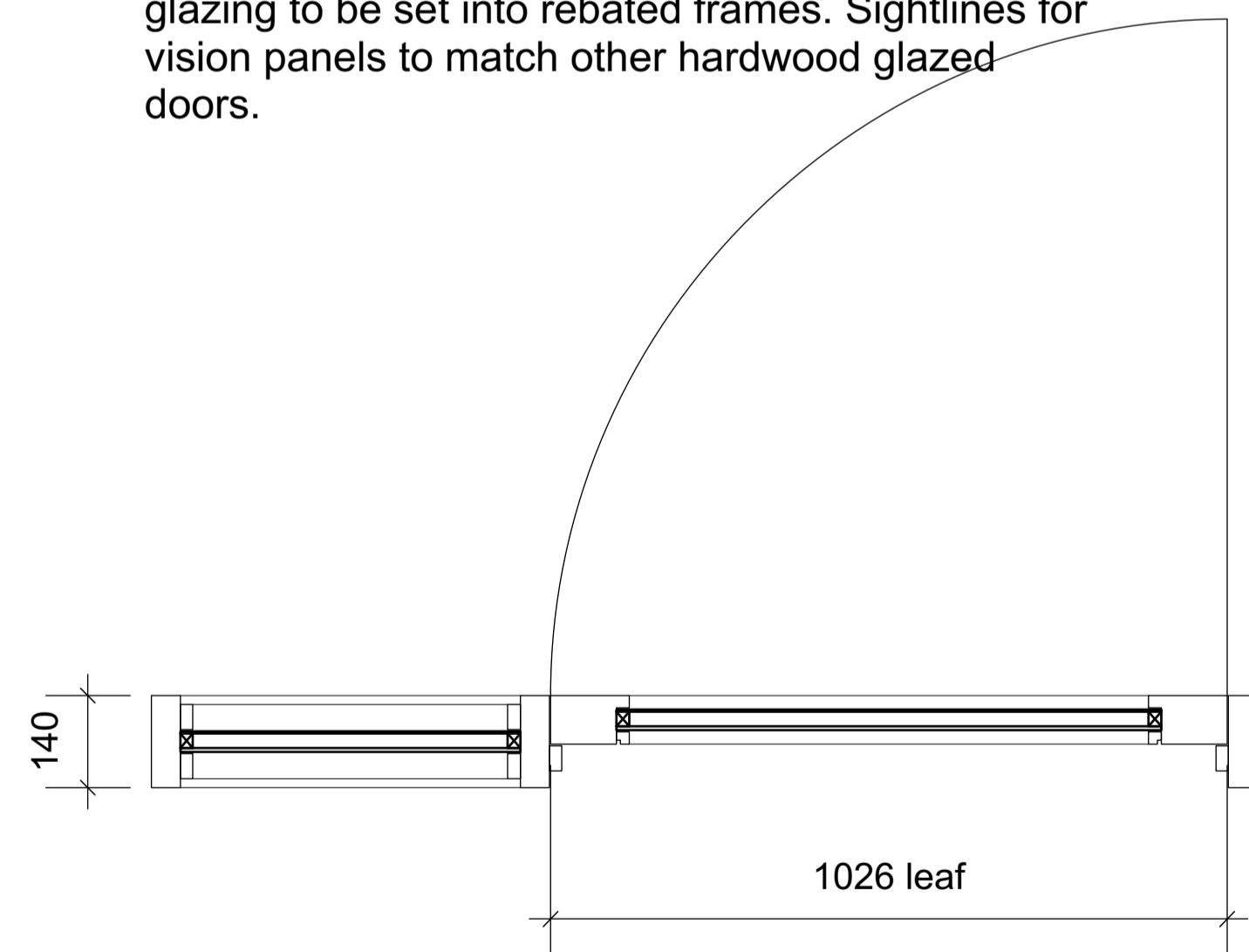
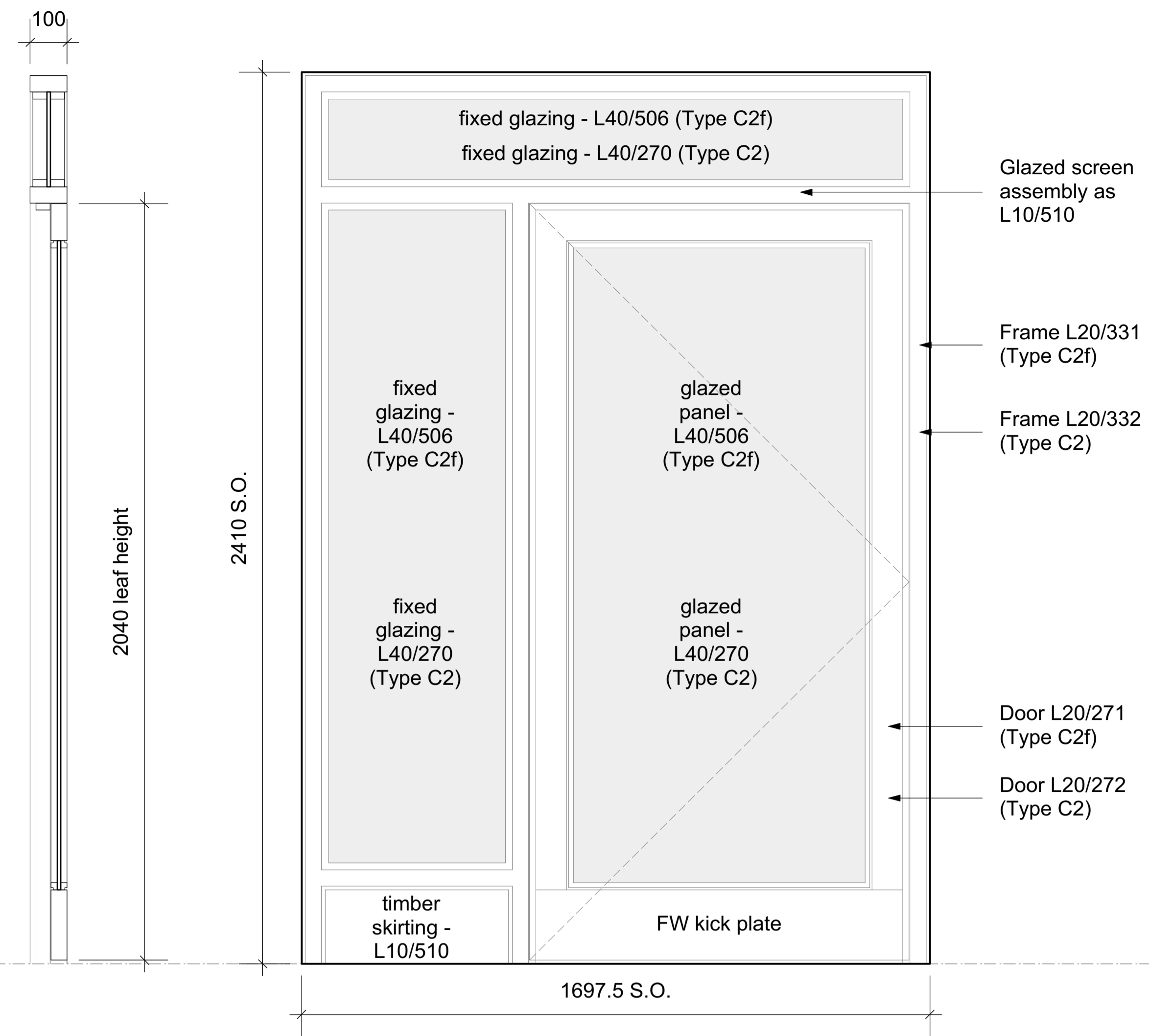


**INTERNAL ELEVATION SHOWN**  
 - No glazing beads to exterior for external doors -  
 glazing to be set into rebated frames. Sightlines for  
 vision panels to match other hardwood glazed  
 doors.

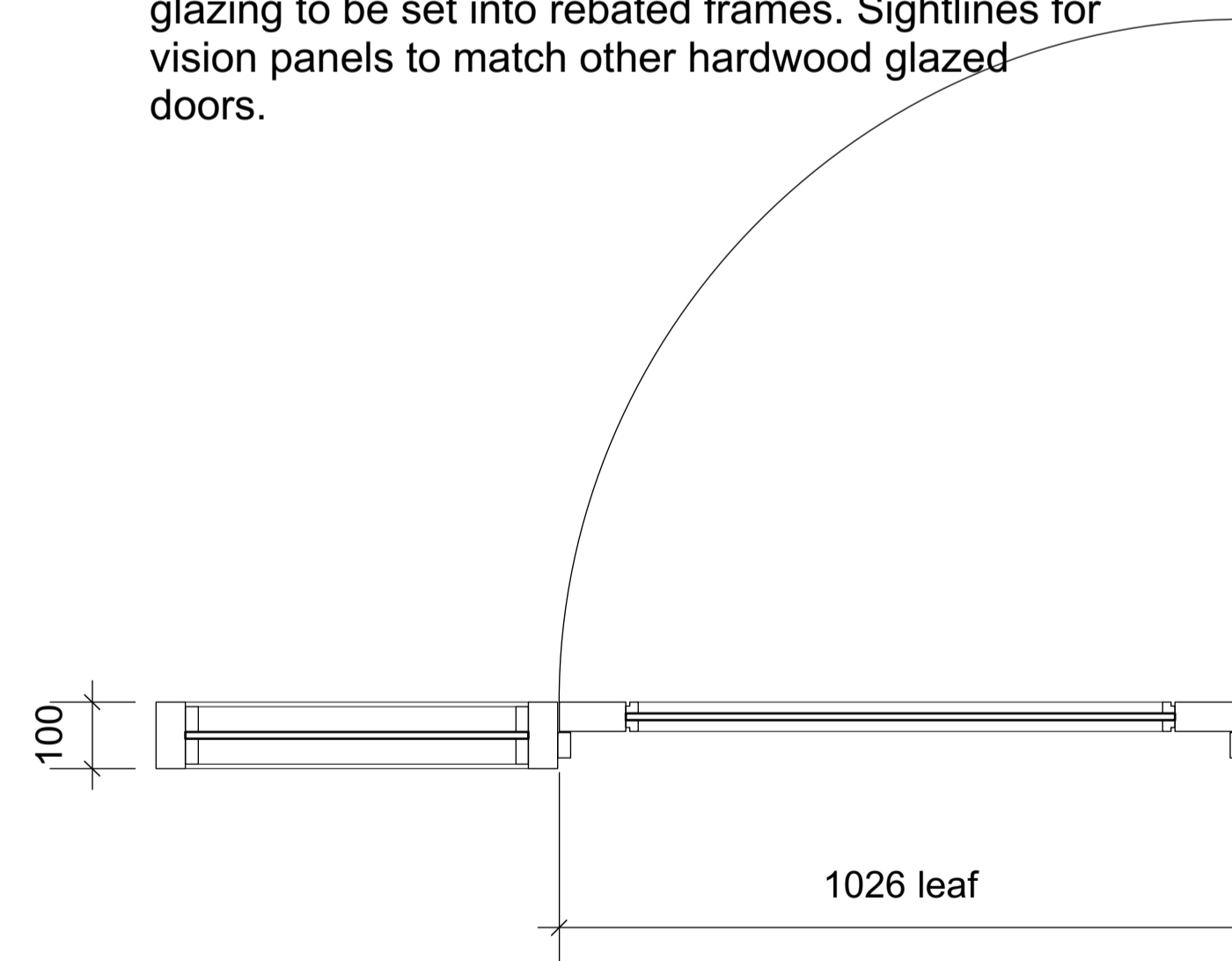


**Door Type C2E (External):**

Doors: DG.12  
 Leaf size: 1026 x 2040



**INTERNAL ELEVATION SHOWN**  
 - No glazing beads to exterior for external doors -  
 glazing to be set into rebated frames. Sightlines for  
 vision panels to match other hardwood glazed  
 doors.



**Door Type C2f:**

DG.26, DG.33  
 NOTE: DG.33 has architraves to one side only.

**Door Type C2f (FD 30 S)**

Doors: DG.24  
 leaf size: 1026 x 2040

**GENERAL NOTES**

1. This drawing is the copyright of Haines Phillips Architects.
2. Do not scale from this drawing. Use figured dimensions only.
3. This drawing must not be used for land transfer purposes, or for construction purposes unless accompanied by an Architect's Instruction.

FILE REFERENCE  
*Details/Door Elevations*



**DRAWING ISSUE STATUS**

ISSUE	STATUS	COMMENT
SK	SKETCH	
P	PRELIMINARY	For comment and review
PL	PLANNING	Planning/ Listed Building Application
T	TENDER	For pricing purposes only
C	CONSTRUCTION	For procurement & construction
AB	AS-BUILT	Record drawings on completion
L	LEGAL	Conveyancing or other legal purposes

**REVISIONS**

REV	DATE	NOTES
1	10/2014	Preliminary Issue.
2	27/1/15	Notes and details added.

**HAINES PHILLIPS ARCHITECTS**

Tankerton Works  
 12 Argyle Walk  
 London WC1H 8HA  
 T 020 7833 9324  
 F 020 7837 2864  
 E office@hainesphillips.co.uk

JOB TITLE  
**LAUDERDALE HOUSE  
 Highgate N6 5HG**

DRAWING TITLE  
**DOOR ELEVATIONS  
 DOOR TYPE C2**

DRAWN DATE  
 ED 10/2014  
 SCALE  
 1:10 @ A1  
 JOB NR DRAWING NR ISSUE REV  
**3712 DA 406 P 2**