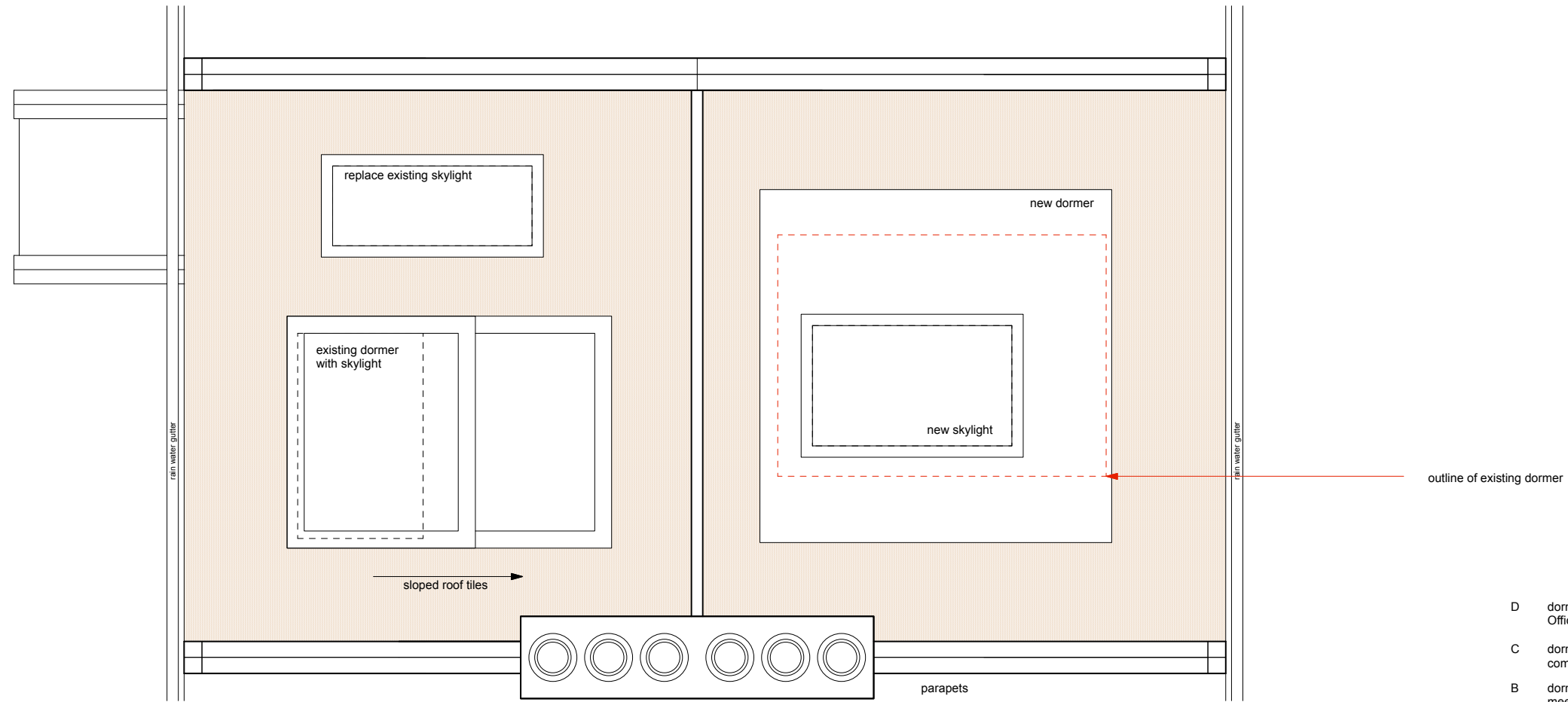


This drawing is the copyright of **ZUHAUSE**. It may not be copied or disclosed to any third party for any purpose except as authorised in writing by **ZUHAUSE**.

Do not scale this drawing. Figured dimensions only are to be used in preference to small scale drawings. All dimensions are to be checked on site before work proceeds. Any errors or omissions are to be reported to **ZUHAUSE**. If in doubt ask.

The contractor is to provide full sized setting out drawings based on information contained in this drawing for **ZUHAUSE** to approve prior to commencing manufacture.

This drawing is to be read in conjunction with all the relevant consultants and / or specialist drawings or documents and any discrepancies or variations are to be notified to **ZUHAUSE** before the affected work commences.




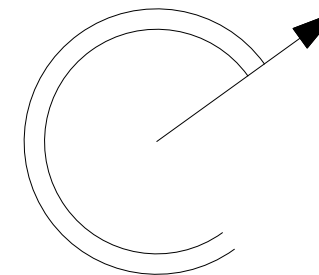
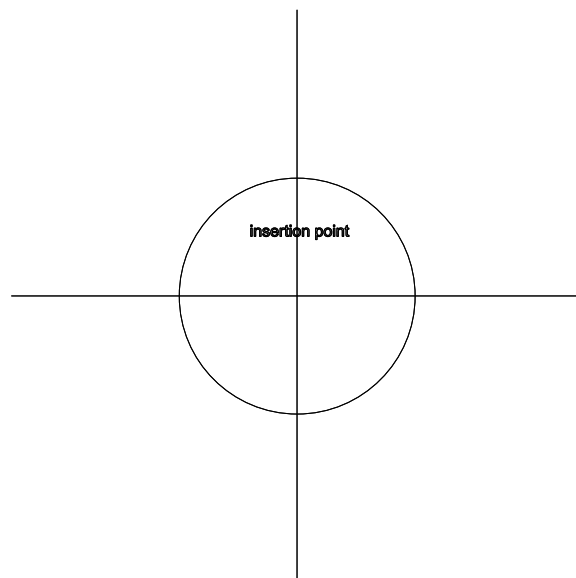
Rev.	Notes	Revision date
D	dormer size revised following Planning Officer request	24/04/15
C	dormer size amended following renewed comment by Planning Officer	10/04/15
B	dormer size amended following meeting with Planning Officer	30/03/15
A	skylight configuration revised	10/03/15

Rev. Notes Revision date

Project
3 CHRISTCHURCH HILL
 London, NW3 1JY

Drawing title
Roof Plan
Proposed

Date 16/12/14 Drawn by HH Scale 1:50@A3



ZUHAUSE

020 8533 8583 17 Northumberland Mansions / Lower Clapton Road / London / E5 0QX

Drawing number 256/057 Revision D