



THIS DRAWING IS COPYRIGHT AND MUST NOT BE REISSUED, LOANED OR COPIED WITHOUT THE WRITTEN CONSENT OF THIS PRACTICE. ALL DIMENSIONS MUST BE CHECKED ON SITE BEFORE PROCEEDING AND ANY DISCREPANCIES NOTIFIED IMMEDIATELY.

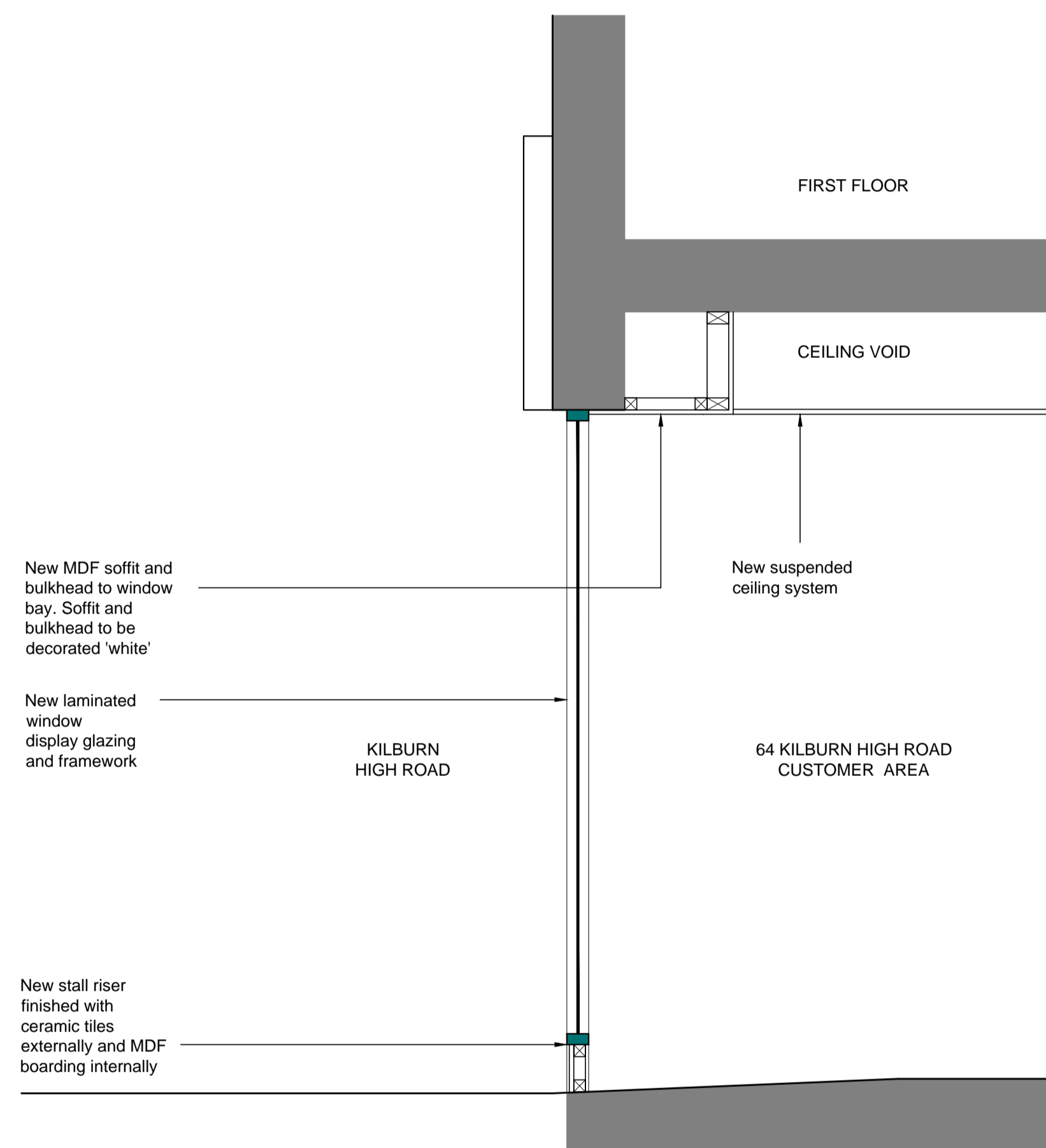
ALL DRAWINGS TO BE READ IN CONJUNCTION WITH CONSULTANT STRUCTURAL ENGINEERS, MECHANICAL AND ELECTRICAL CONSULTANTS, ACOUSTIC ENGINEERS, ENERGY CONSULTANTS, ETC. DESIGN CALCULATION SHEETS, SPECIFICATIONS AND DRAWINGS PLUS ANY ACCOMPANYING PRODUCT LITERATURE, ACCREDITED DETAILS, ETC.



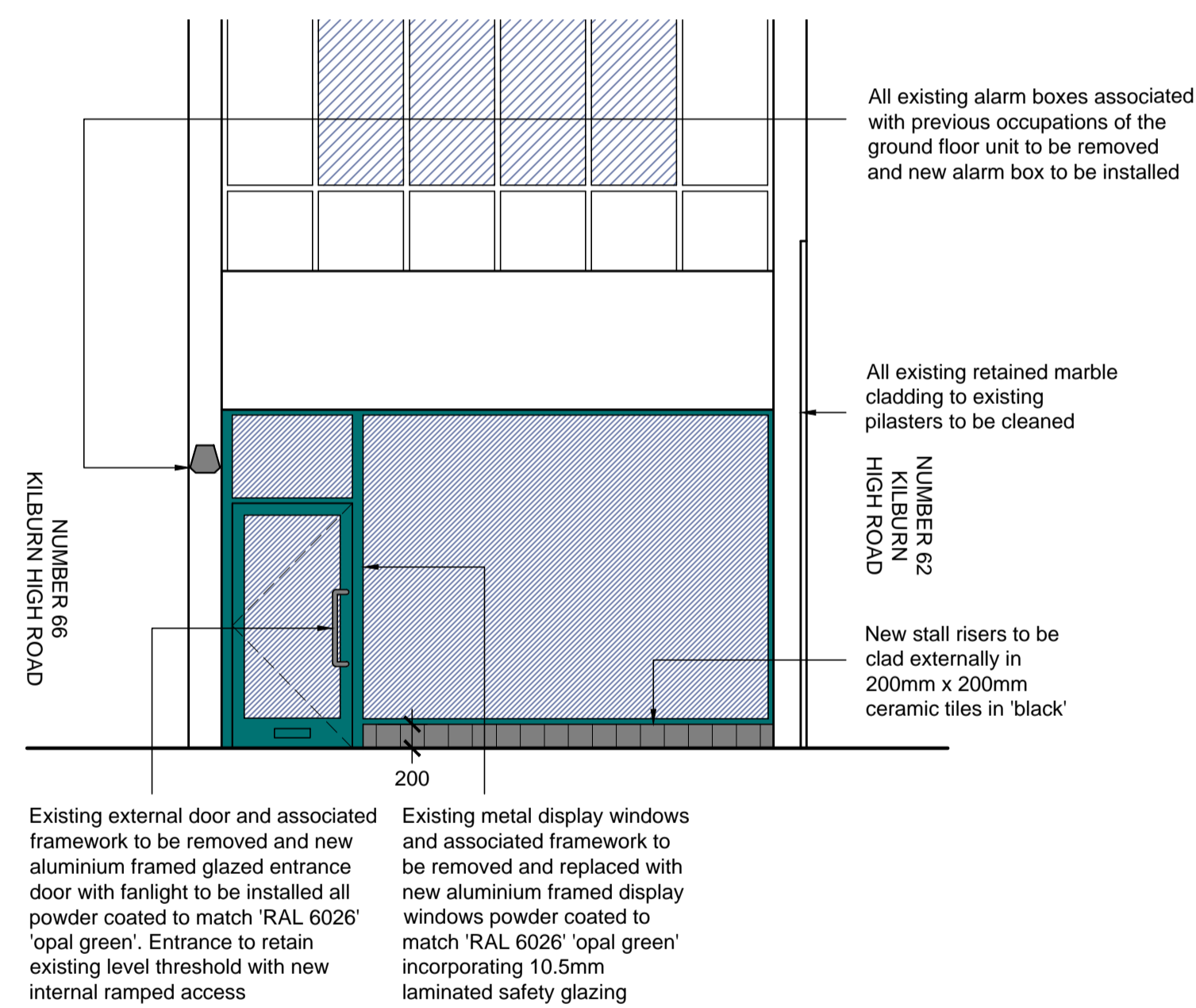
Line indicates hidden or high level elements including assumed beam positions

Hatching indicates new timber walls/partitions

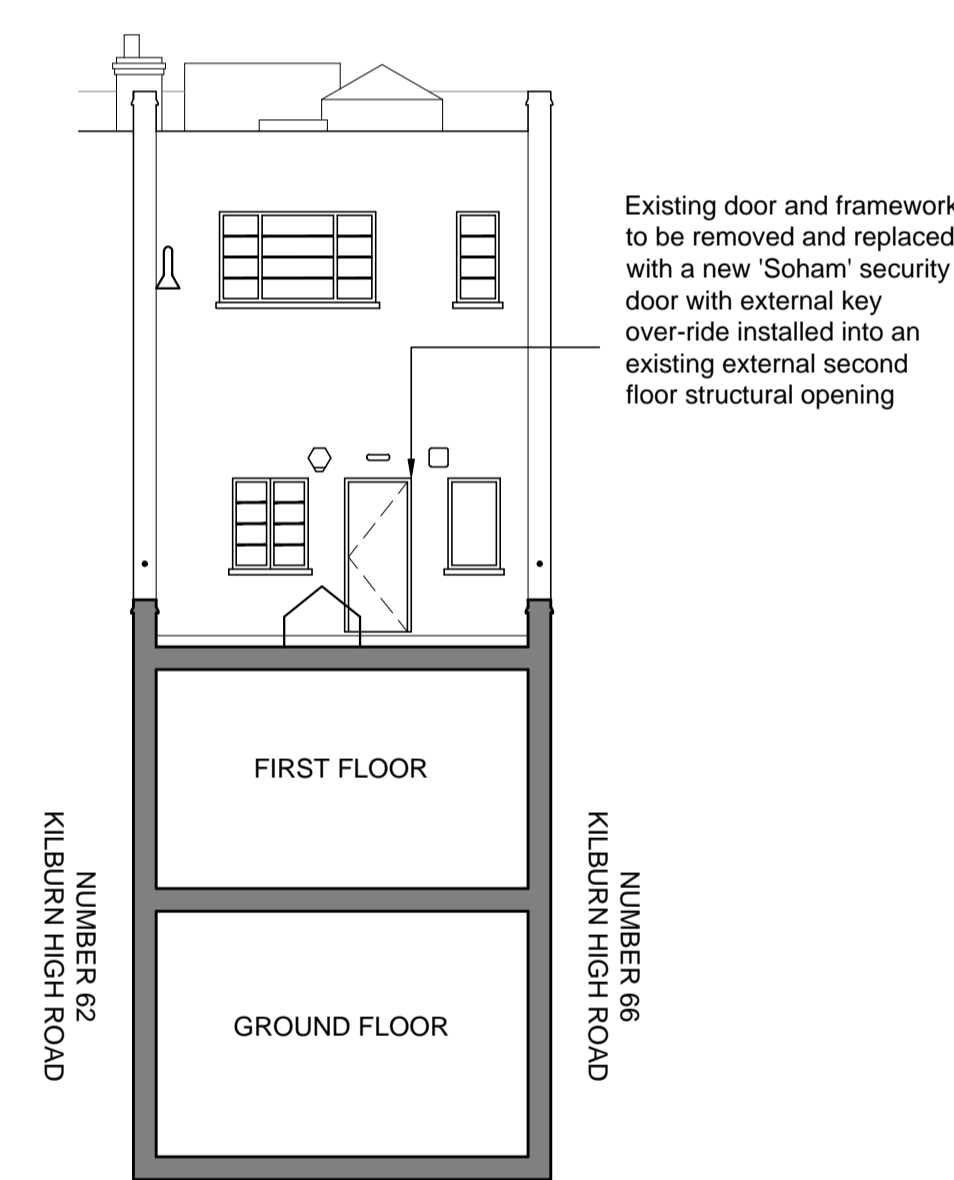
Hatching indicates existing walls, floors, ceilings, etc. are solid construction, all other walls, floors, ceilings, etc. appear to be timber or metal. Further intrusive on site investigation required following strip out process



PROPOSED SECTION A
SCALE 1:20



PROPOSED FRONT ELEVATION A
(SOUTH WEST FACING AS VIEWED FROM KILBURN HIGH ROAD)
SCALE 1:50



PROPOSED REAR ELEVATION B
(NORTH EAST FACING AS VIEWED FROM FIRST FLOOR FLAT ROOF)
SCALE 1:100

Rev:	Amendment:	Date:
------	------------	-------



Client:	PADDY POWER PLC
Project:	NEW BOOKMAKERS 64 KILBURN HIGH ROAD LONDON, NW6 4HJ
Title:	PROPOSED ELEVATIONS & SECTION A
Drawn by:	JPW
Date:	07-04-15
Checked by:	DO
Scale @ A1:	1:20/50/100
Drg. No.:	14487-11

The Livemore Partnership LLP
 Leigh-on-Sea Office:
 Broadway House, 74-76 Broadway,
 Leigh-on-Sea, Essex, SS9 1AE
 tel: 01702 714977
 fax: 01702 471745
 London Office:
 150 Minories,
 London, EC3N 1LS
 tel: 0207 3475435
 www.livemore.co.uk

