



CPL SOFFIT MOUNTED DOWNLIGHTS

DESCRIPTION

EXTERIOR QUALITY IP65 RATED CEILING MOUNTED FIXED FOCUS LED DOWNLIGHT WITH ROTATIONALLY SYMMETRICAL 42 DEGREE BEAM DISTRIBUTION, UTILISING 1NO. 230V/ 23.5W /3000K CCT LED ARRAY GIVING 1448 DELIVERED LUMENS. ANODISED ALUMINIUM REFLECTOR, ALUMINIUM ALLOY/ALUMINIUM/STAINLESS STEEL HOUSING, WITH CLEAR SAFETY GLASS COVER PLATE AND SILICONE GASKETS. GRAPHITE HOUSING FINISH. LUMINAIRE SUPPLIED WITH AN INTEGRAL ELECTRONIC 1-10V DIMMABLE LED DRIVER

APPLICATION NOTES

ALL WIRING, CONDUITS, CONTAINMENT ROUTES ETC. TO ELECTRICAL ENGINEER'S DRAWINGS, DETAILS AND SPECIFICATION.  
ALL ASSOCIATED FIXINGS, MOUNTING AND BRACKETRY TO ARCHITECT'S DRAWINGS, DETAILS AND SPECIFICATION.

REFER TO DRAWINGS

3553-LA-008, 3553-LA-011

ENSURE THAT ALL ITEMS LISTED BELOW ARE ORDERED

LUMINAIRE

MANUFACTURER: BEGA, +44 (0)1753 482 650  
PRODUCT NAME: EXTERIOR CYLINDER LED DOWNLIGHT  
CATALOGUE NO: 6509  
SUPPLIER: BEGA, +44 (0)1753 482 650

ORDERING NOTES:

ACCESSORIES

NOT APPLICABLE

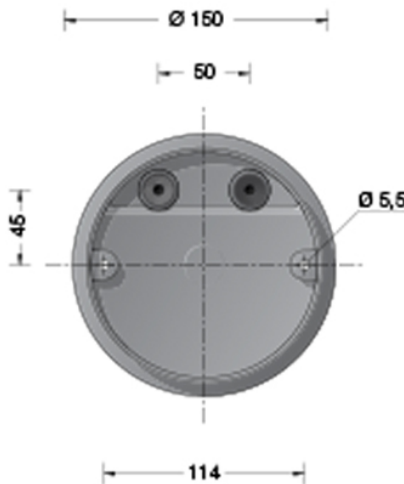
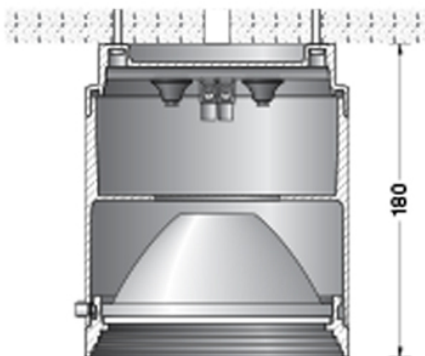
LAMP(S)

MANUFACTURER:	BEGA	CAT NO:	LED-0309/830
DESCRIPTION:	BEGA INTEGRAL 3000K CCT 19W LED ARRAY GIVING 1448 DELIVERED LUMENS		
LAMP TYPE:	LIGHT EMITTING DIODE	WATTS:	19 W
QTY PER LUMINAIRE:	1	BASE:	LED INTEGRAL

LAMP NOTES:

CONTROL REQUIREMENTS

SEE SAMA LOGICAL CONTROL SCHEDULES FOR CONTROL REQUIREMENTS.




DIMENSIONS  
CUT-OUT

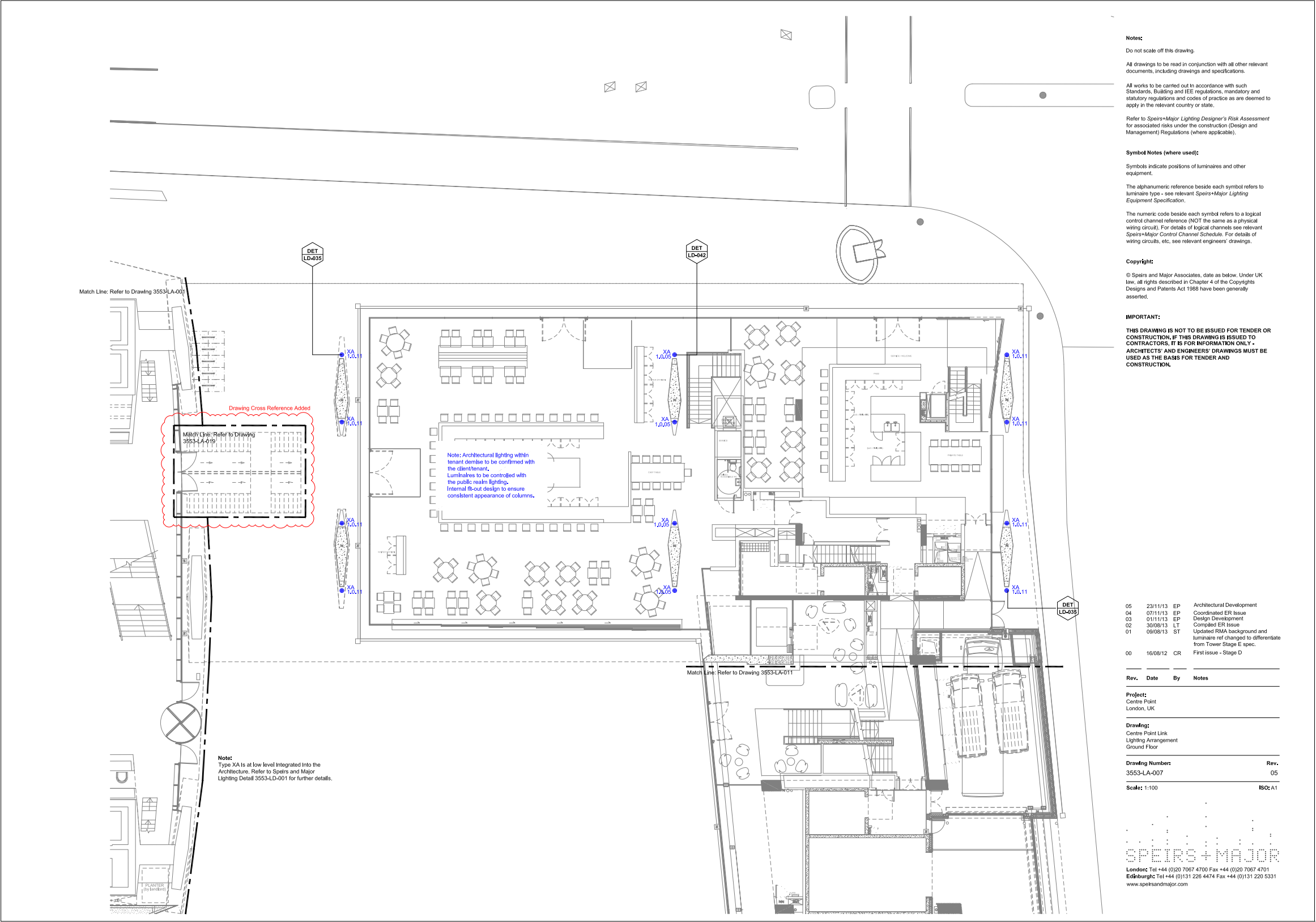
RECESS

WEIGHT  
2.1 Kg

PILOTI AND SOFFIT UPLIGHTING STRATEGY:



GROUND FLOOR LOW LEVEL  
LIGHTING ARRANGEMENT PLAN:



84 **Rick Mather Architects** Centre Point