




**Camden Council Customer feedback and enquiries
Comments on a current Planning Application - Ref. 10023660**

Planning Application Details

Year	2014
Number	7752
Letter	P
Planning application address	38 frogal lane
Title	Mrs.
Your First Name	christine
Initial	
Last Name	rowley
Organisation	Lindfield Langlands Residents Association
Comment Type	Object
Postcode	nw3 6ps
Address line 1	Flat B22 Lindfield Gardens
Address line 2	LONDON
Address line 3	
Postcode	NW3 6PS
E-mail	
Confirm e-mail	
Contact number	

Your comments on the planning application

I am writing on behalf of the Lindfield and Langland Gardens Residents Association, as secretary of our neighbourhood residents association committee.

Our neighbourhood committee has solicited the opinions of neighbours in the local area and based on this input objects to this application

We agree with the comments from the Heath and Hampstead Society regarding the presentation and detail of this application which are not detailed.

Camden Council Customer feedback and enquiries Comments on a current Planning Application - Ref. 10023660

Planning Application Details

In particular, we are concerned that the proposed basement is large and deep and extends beyond the footprint of the house. As a neighbourhood association we resist large and deep basement excavations like this because they are a risk to the hydrological flows in our neighbourhood which is on a slope with clay.

This development is inconsistent with planning policy which is moving to limit outsize basement developments such as this one.

There are no diagrams which show whether the depth of this development will extend below the foundations of neighbouring properties which is a risk to neighbours.

The application description states that the basement is under the house footprint; it is no such thing; it clearly extends 3 metres into the rear garden.

We disagree with the statement that the structure would not have any significant effect on neighbouring buildings and note there is no reference to the Burland Scale and inadequate evidence to support this assertion.

This development needs to be scaled back to a moderate depth and kept within the existing footprint of the house rather than extending out into the garden. Iceberg houses are an objection in principle by our neighbours.

Please refuse

If you wish to upload a file containing your comments then use the link below

No files attached

About this form

Issued by

Camden Council
Customer feedback and enquiries
Camden Town Hall
Judd Street
London WC1H 9JE

**Camden Council Customer feedback and enquiries
Comments on a current Planning Application - Ref. 10023660**

About this form

Form reference 10023660

**Camden Council Customer feedback and enquiries
Comments on a current Planning Application - Ref. 10023662**

Planning Application Details

Year 2014
Number 7752
Letter P
Planning application address 38 frogal lane

Title Mr.
Your First Name charles
Initial
Last Name rowley
Organisation
Comment Type Object

Postcode nw3 6ps
Address line 1 Flat B22 Lindfield Gardens
Address line 2 LONDON
Address line 3

Postcode NW3 6PS

E-mail

Confirm e-mail

Contact number

Your comments on the planning application

My property neighbours this location down the slope from the house.

I am concerned that the proposed basement is large and deep and extends beyond the footprint of the house. This is a risk to my dwelling as it may impact the flow of water in the local area and I have already have problems with subsidence associated with the slope, water flows and trees in the area. Any material changes to the underground structure is a risk to this in our area particularly given the fact this deep excavation may bring its depth below the

Camden Council Customer feedback and enquiries Comments on a current Planning Application - Ref. 10023662

Planning Application Details

foundation of my house and our neighbours houses..

This development is inconsistent with planning policy which is moving to limit outsize basement developments such as this one.

There are no diagrams which show whether the depth of this development will extend below the foundations of neighbouring properties which is a risk to neighbours.

The application description states that the basement is under the house footprint; it is not and extends beyond the foot print of the house into the rear garden.

We disagree with the statement that the structure would not have any significant effect on neighbouring building.

This development needs to be scaled back to a moderate depth and kept within the existing footprint of the house rather than extending out into the garden. Iceberg houses are a risk to our neighbourhood.

Please refuse.

If you wish to upload a file containing your comments then use the link below

No files attached

About this form

Issued by	Camden Council Customer feedback and enquiries Camden Town Hall Judd Street London WC1H 9JE
Form reference	10023662