

2) .03.15
DATE.



KINGS COURT
8 GOODGE STREET
LONDON WC2
CLIENT.

Finishes Schedule

BASE

T. 020 7487 3222
F. 020 7487 3555
BASEINTERIORS.COM

Finishes schedule

High level scope of works

This document details the materials and finishes to be used for the refurbishment works and new entrance façade at Kings Court, 8 Goodge Street, London W1T 2QA.

The works are to be carried out in the Ground floor reception area, the bottom of the existing staircase and to the entrance façade. The works are for the landlord and are all within the common parts.

Standard fitting out items

Solid partitioning / plastering

Dry Lining

We will tape, joint and sand flat screw holes and plasterboard joints to give new partition walls a flat seamless finish around the lift surround

Redecoration works


All internal solid walls will be finished in Swansdown by Dulux, ceilings and raft ceilings . finished in MF will be redecorated in Vinyl Matt emulsion . Dulux Brilliant White. All existing skirting, architraves and the new door will be finished in Dulux Brilliant White but finished in Eggshell.

.


Schedule of Finishes

The following table details the specific finishes, the area of application and a visual reference for the material being used for the fitting out at Kings Court. It should be viewed in conjunction with the detailed drawings.



External shop front, door, side panel and first floor window.

Shop front finish	Material	Colour	
	Dark bronze anodized aluminum extrusions	Dark Bronze	
	Manufacturer	Reference	
Notes Glass to be 10.8mm clear laminated. The existing windows above will be decorated to match.			
	Harlow Glass	Medium grade	




External building signage

Fascia signage	Material	Colour	
	Anodized Bronze	Dark Bronze	
	Manufacturer	Reference	
Notes 15mm thick solid anodized bronze letters face fixed to the new transom.			
	Signbox	Bespoke	


Lift works

New lift buttons and indicator	Material	Colour	
	Brushed stainless	Silver	
	Manufacturer	Reference	
Notes New lift buttons and indicators to match those on each floor			
	Griffin Elevators	N/A	
Lift door skins	Material	Colour	
	Brushed stainless	Silver	
	Manufacturer	Reference	
Notes Supply and install new lift buttons in brushed stainless steel			
	Griffin Elevators	N/A	


Internal and external floor finishes

Stone flooring	Material	Colour	
	Porcelain	Grigio Chiaro Matt	
	Manufacturer	Reference	
	CDS Tiles	900x900	
Notes Grout to be 110 Mapei. 100mm cut tile edges to be used to create skirting.			
Internal barrier matt	Material	Colour	
	PVC & polypropylene	Natural and Black	
	Manufacturer	Reference	
	SDS	On-Track DC001	
Notes Inserts to be aluminum scraper sections with Anthracite fibre bonded polypropylene. Trims to be finished in black anodized aluminum.			
Entrance ramp	Material	Colour	
	Granite	Nero Absolute	
	Manufacturer	Reference	
	RC Coppin	Bespoke	
Notes The ramp is to be manufactured in Black Galaxy Granite and will have bronze horizontal inserts for slip resistance.			






Glass lift surrounds

Glass lift surround	Material	Colour	
	White glass and silver aluminum trim	White	
	Manufacturer	Reference	
	Alpha Glass	RAL 9016	
Notes Supply and install new back painted safety glass with polished aluminum edge trim. Skirting detail to also be in white glass with a 100mm pencil joint.			


Reception coffered ceiling

Coffered ceiling	Material	Colour	
	Mineral fibre	Painted in brilliant	
	Manufacturer	Reference	
	Various	N/A	
Notes Ceiling to match the 1 st floor with hidden coffered LED strip lighting.			





Door to basement and ironmongery

Entrance door	Material	Colour	
	Ply door painted with satinwood	Natural	
	Manufacturer	Reference	
	Graeffe	N/A	
Notes Door to be 44mm thick with a painted white frame. Decoration to be in brilliant white Eggshell. Frame to have a shadow gap edge detail.			
Door closer	Material	Colour	
	Polished stainless	Silver	
	Manufacturer	Reference	
	Poole and Waite	Mirage	
Notes			
Entrance door handle	Material	Colour	
	Polished stainless	Silver	
	Manufacturer	Reference	
	Poole and Waite		
Notes Handles to be 1000mm			
Fire door keep shut	Material	Colour	
	Polished stainless	Silver with blue to face	
	Manufacturer	Reference	
	Poole and Waite	Mirage	
Notes			
Door stops	Material	Colour	
	Polished stainless/rubber	Silver/black	
	Manufacturer	Reference	
	Poole and Waite	Mirage	
Notes			


Fire Signage

Fire signage	Material	Colour	
	Aluminum and plastic	Natural aluminium and green plastic	
	Manufacturer	Reference	
	Signbox	xblock	
Notes			

Lighting

Coffer lighting	Material	Colour	
	Various	4000K	
	Manufacturer	Reference	
	Herberty Lighting	Super nova	
Notes			
Wall light adjacent to lift	Material	Colour	
	Powder coated Aluminum	White	
	Manufacturer	Reference	
	Deltalight	Visa LED White	
Notes			
Recessed compact fluorescent	Material	Colour	
	Powder coated Aluminum	White	
	Manufacturer	Reference	
	Deltalight	Diro 126 SBL	
Notes			
Staircase feature light	Material	Colour	
	Powder coated Aluminum	White	
	Manufacturer	Reference	
	Artimede	Pirce	
Notes			

Security panel on front entrance lobby

Shop front finish	Material	Colour	
	Dark bronze anodized aluminum	Dark Bronze	
	Manufacturer	Reference	
	Shipman security	Bespoke panel	
Notes New DDA compliant security panel with access control, camera and door release.			