Action to be taken

Existing structure overhead

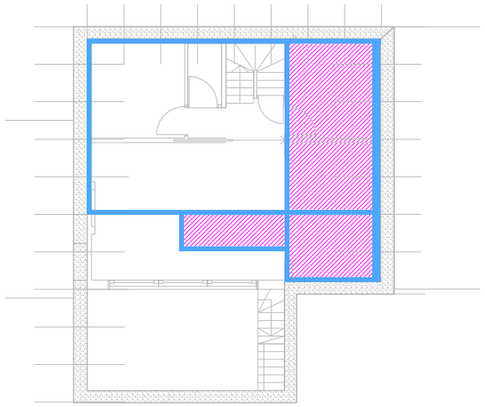

1. Demolish existing garage and extenstion

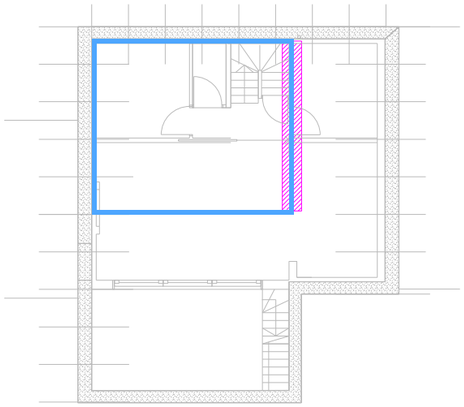

2. Underpin existing wall

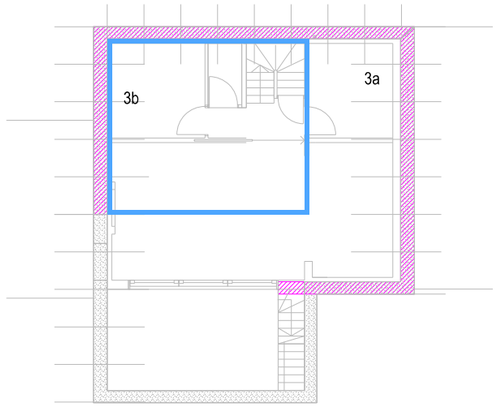

3. Underpin

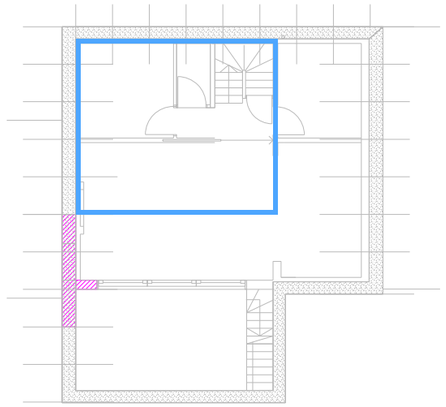

4. Underpin
(Simultaneous with stage 3)

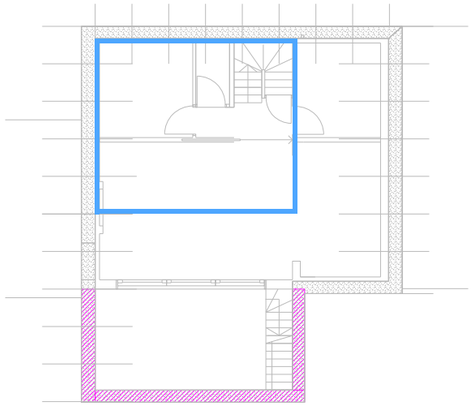

5. Construct sunken court walls.
(Simultaneous with stage 3 +4)

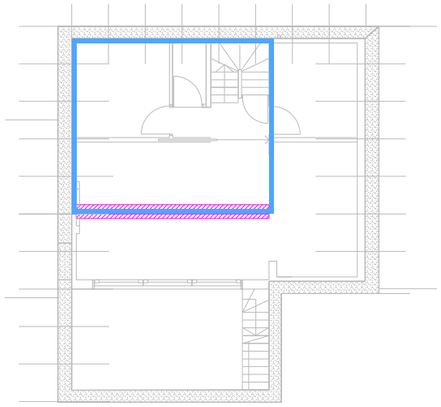

6. Prop internally

7. Demolish rear wall

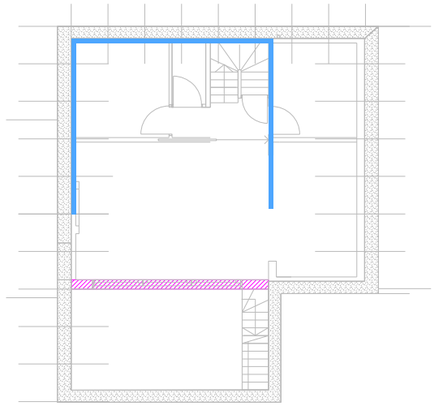

8. Install new beam at GL of new rear wall

9. Repostion internal props to permit mass excavation

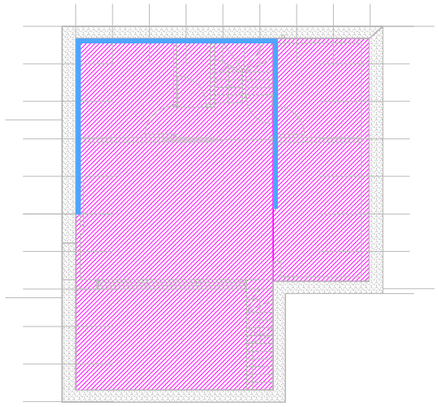

10. Mass excavation and basement slab construction

SAFETY, HEALTH AND ENVIRONMENTAL INFORMATION:

IN ADDITION TO THE HAZARDS / RISKS NORMALLY ASSOCIATED WITH THE TYPES OF WORK DETAILED ON THIS DRAWING, NOTE THE FOLLOWING:

Significant Residual Risks:	
Action to be Taken:	Refer to Health and Safety Plan

NOTES:

REV	DATE	DETAIL	DRN	CHK

PROJECT TITLE
85 CAMDEN MEWS

DRAWING TITLE
Basement Floor Plan:
Construction Sequence

DATE	SCALE	
26.02.15	1:25 @A1 1:50 @A3	
STATUS	DRAWN	CHECKED
Information	LF	JW

DRAWING NUMBER	REVISION
85_CM_BIA_05	

CULLINAN STUDIO
5 BALDWIN TERRACE LONDON N1 7RU TEL: 020 7704 1975
PROJECT EMAIL: 85_camdenmews@cullinanstudio.com

© EDWARD CULLINAN ARCHITECTS LTD 2014