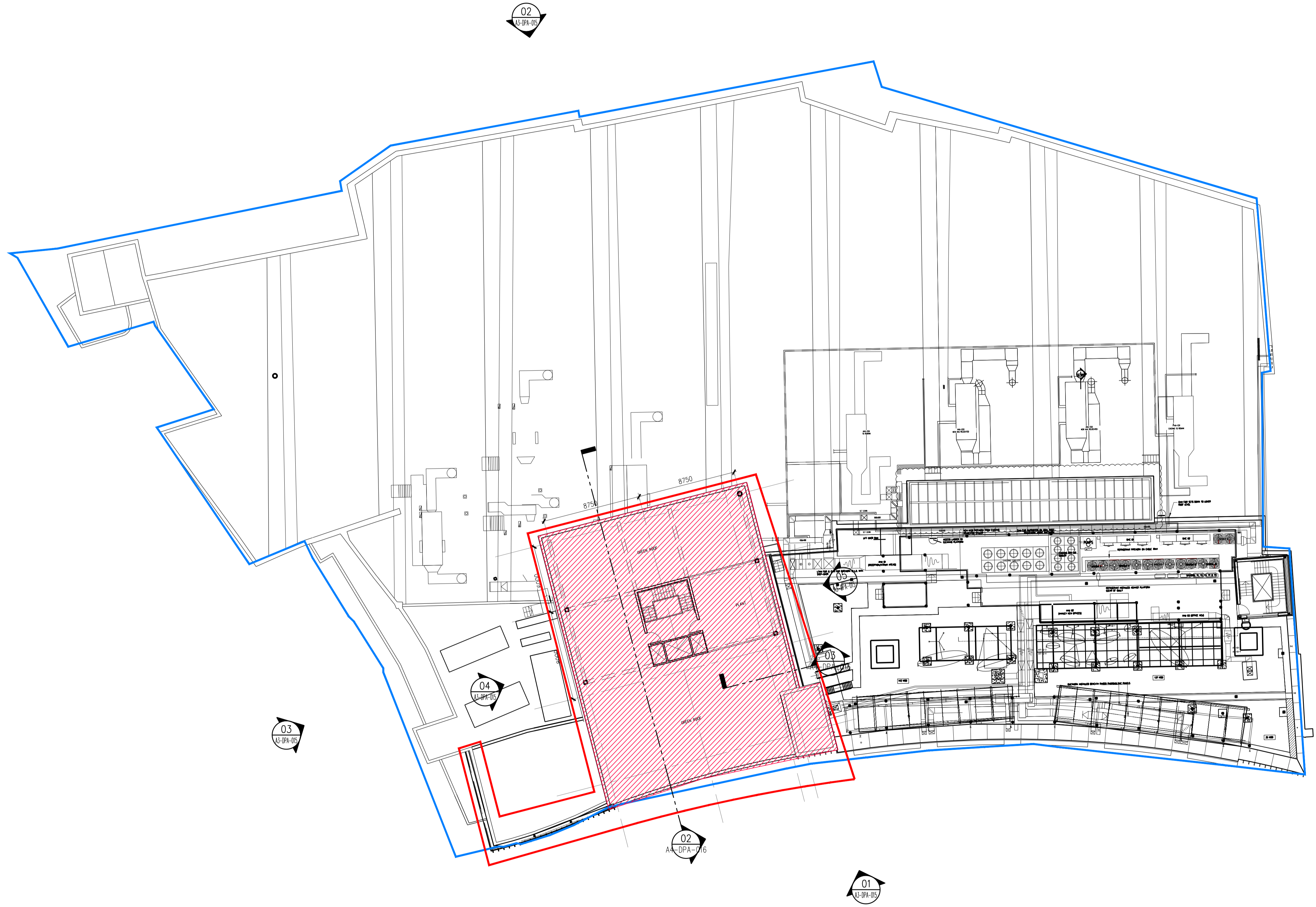
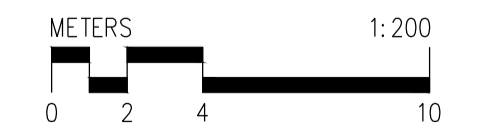


the original size of this A1 sheet is 841mm x 594mm  
Copyright © 2015 WATG. All rights reserved.



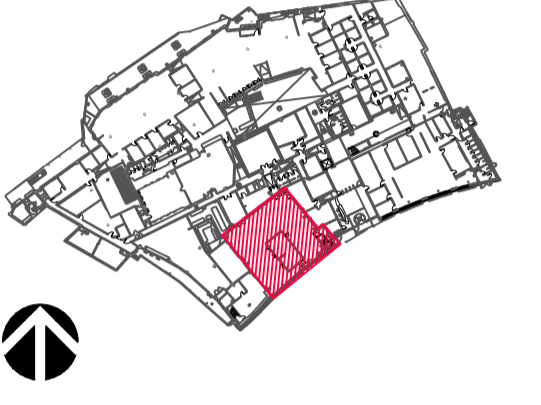
**1** PLANT FLOOR LEVEL  
1 : 200



issues | revisions  
no. date  
01 15/02/15

**NOT FOR CONSTRUCTION**  
NOTICE  
This document and its contents are the copyright of the designer. Any party receiving this document does so in confidence and agrees that information contained herein shall not be published in whole or in part or disclosed to others without the express prior written consent of WATG.  
Do not Scale. All dimensions to be checked on site. All information on these drawings are for aesthetic content only.

notice



- AREA OF SITE WITHIN CURRENT OWNERSHIP
- AREA OF FOCUS FOR THE PLANNING APPLICATION
- PLANNING APPLICATION BOUNDARY

schematic design | not for construction

**WATG**

strategy planning architecture landscape interiors

london | 44 0 20 7906 6600 watg.com

**VIACOM**  
17-29 HAWLEY CRESCENT  
LONDON

**ARCHITECTURE**  
FLOOR AND ROOF PLANS  
PROPOSAL PLANT FLOOR

sheet title

project no. 147115 27-02-2015

drawn by: CK /  
checked by: RC /  
scale: 1 : 200 @ A1 revision

**A2-DPA-012**  
sheet no.