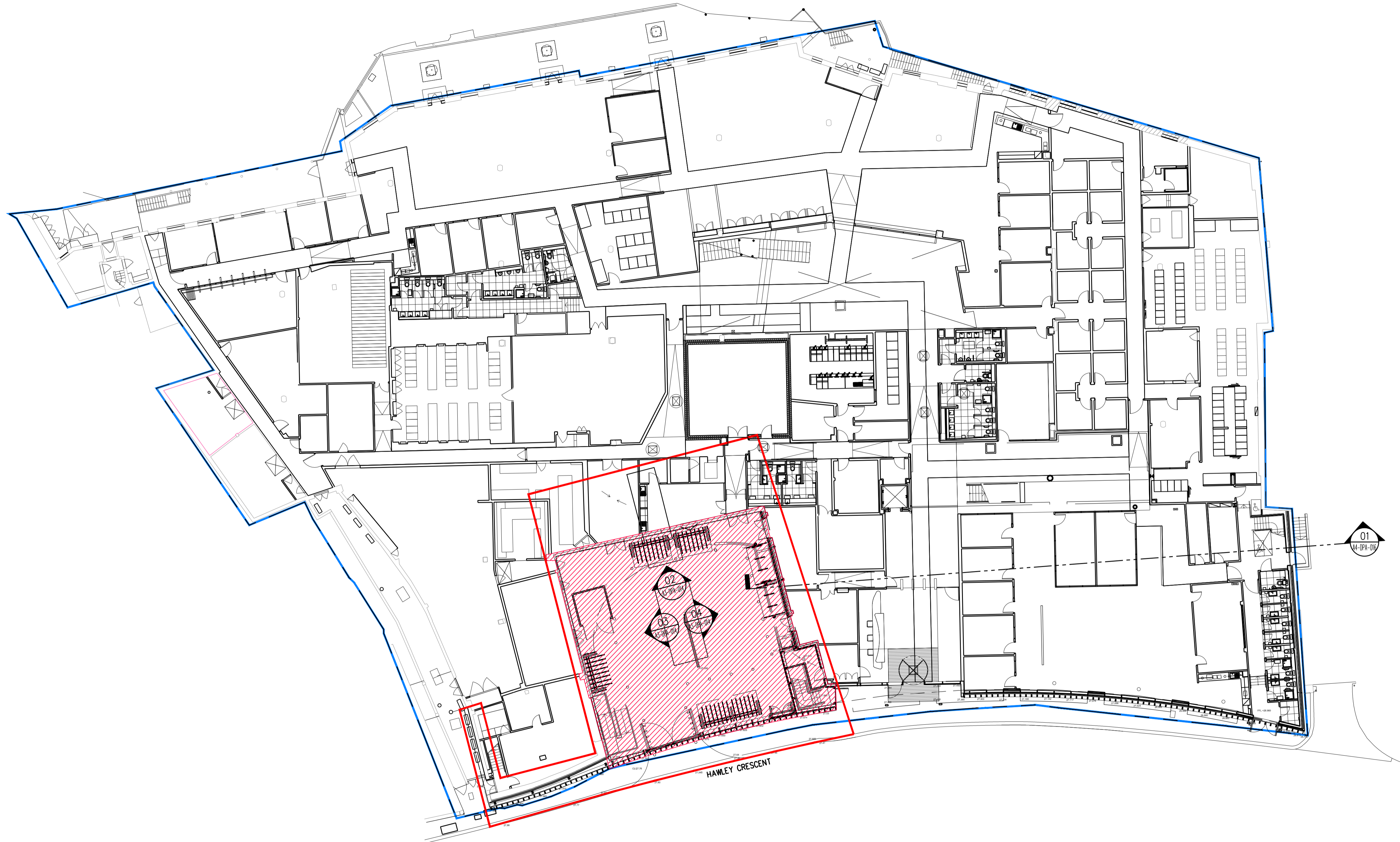
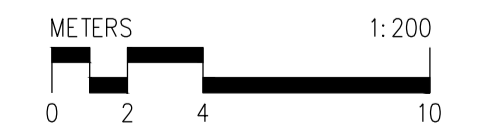


the original size of this A1 sheet is 841mm x 594mm  
Copyright © 2015 WATG. All rights reserved.

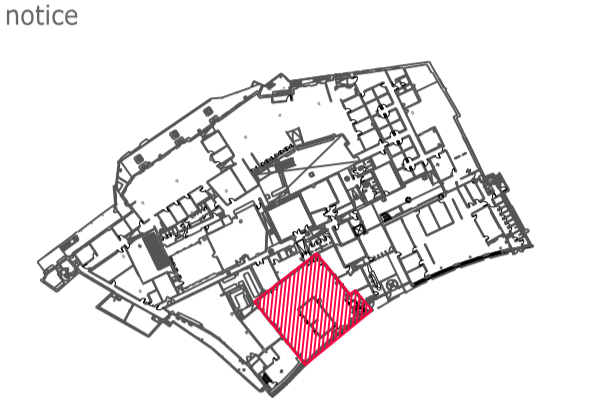


1 GROUND FLOOR LEVEL  
1 : 200



issues   revisions		
no.	date	issue

**NOT FOR CONSTRUCTION**  
NOTICE  
This document and its contents are the copyright of the designer. Any party receiving this document does so in confidence and agrees that information contained herein shall not be published in whole or in part or disclosed to others without the express prior written consent of WATG. Do not Scale. All dimensions to be checked on site. All information on these drawings are for aesthetic content only.



- AREA OF SITE WITHIN CURRENT OWNERSHIP
- AREA OF FOCUS FOR THE PLANNING APPLICATION
- PLANNING APPLICATION BOUNDARY

schematic design | not for construction

**WATG**

strategy planning architecture landscape interiors

london | 44 0 20 7906 6600      watg.com

**VIACOM**  
17-29 HAWLEY CRESCENT  
LONDON

**ARCHITECTURE**  
FLOOR AND ROOF PLANS  
EXISTING GROUND  
FLOOR  
sheet title

project no. 147115      27-02-2015

drawn by: CK  
checked by: RC  
scale: 1:200 @ A1      /  
revision

**A2-DPA-003**  
sheet no.