
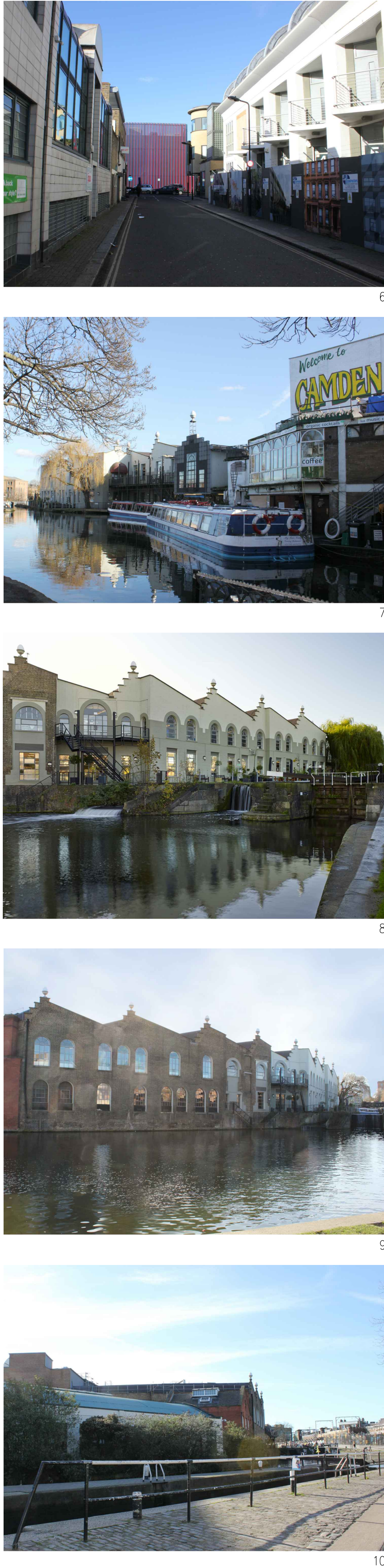
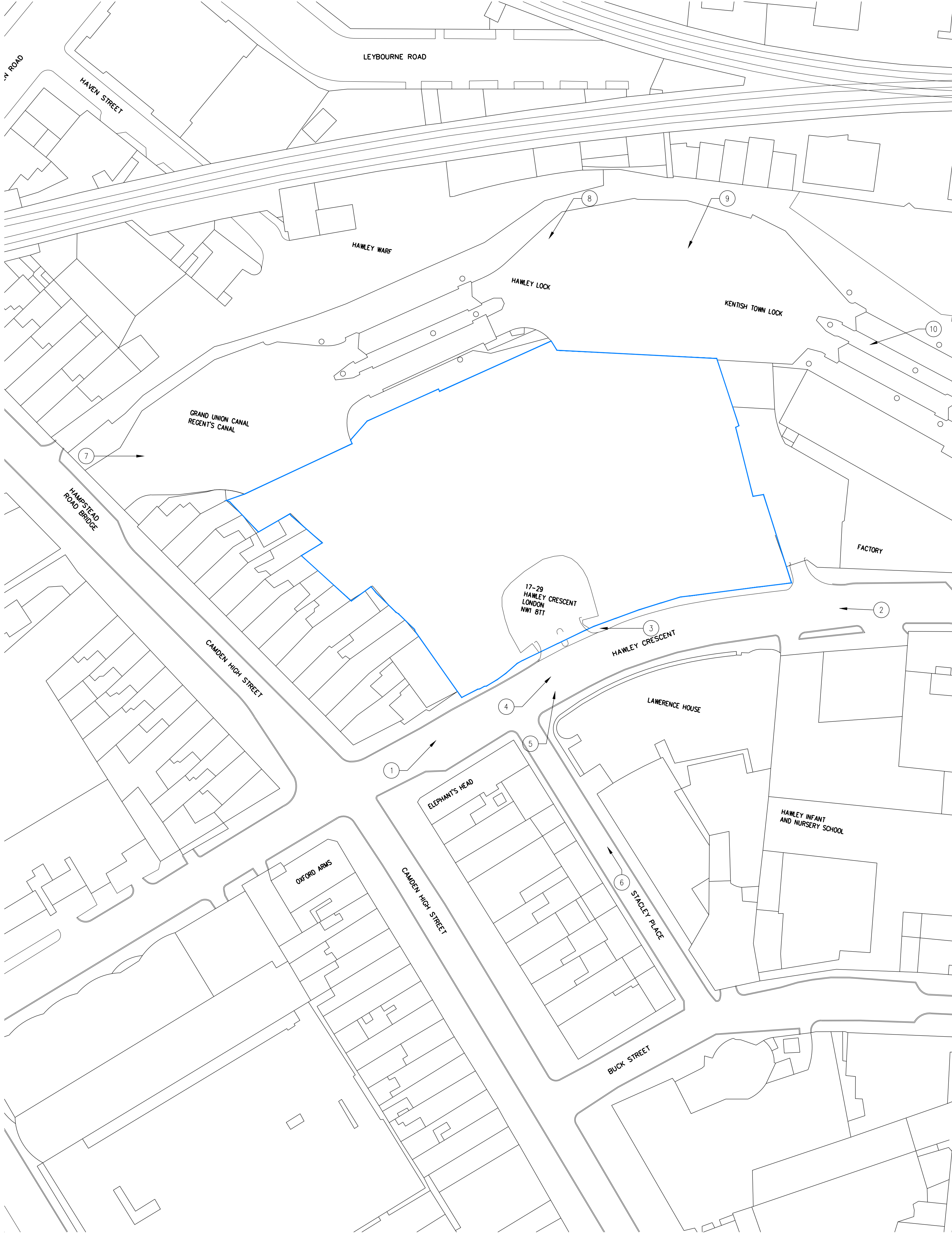


the original size of this A1 sheet is 841mm x 594mm Copyright © 2015 WATG. All rights reserved.



1 SITE LOCATION PLAN
1 : 500



METERS
0 5 10 25
1:500

issues revisions		
no.	date	issue

NOT FOR CONSTRUCTION

NOTICE
This document and its contents are the copyright of the designer. Any party reading this document does so in confidence and agrees that information contained herein shall not be published in whole or in part or disclosed to others without the express prior written consent of WATG.
Do not Scale. All dimensions to be checked on site. All information on these drawings are for aesthetic content only.

notice



AREA OF SITE WITHIN
CURRENT OWNERSHIP

schematic design | not for construction

WATG

strategy planning architecture landscape interiors

london | 44 0 20 7906 6600 watg.com

VIACOM
17-29 HAWLEY CRESCENT
LONDON

ARCHITECTURE
--
SITE PHOTOGRAPHS

sheet title

project no. 147115

27-02-2015

drawn by: CK

checked by: RC

scale: 1 : 100 @ A1

revision

A1-DPA-002

sheet no.