2013/2481/P

Information relating to the discharge of condition 3 – External Lighting

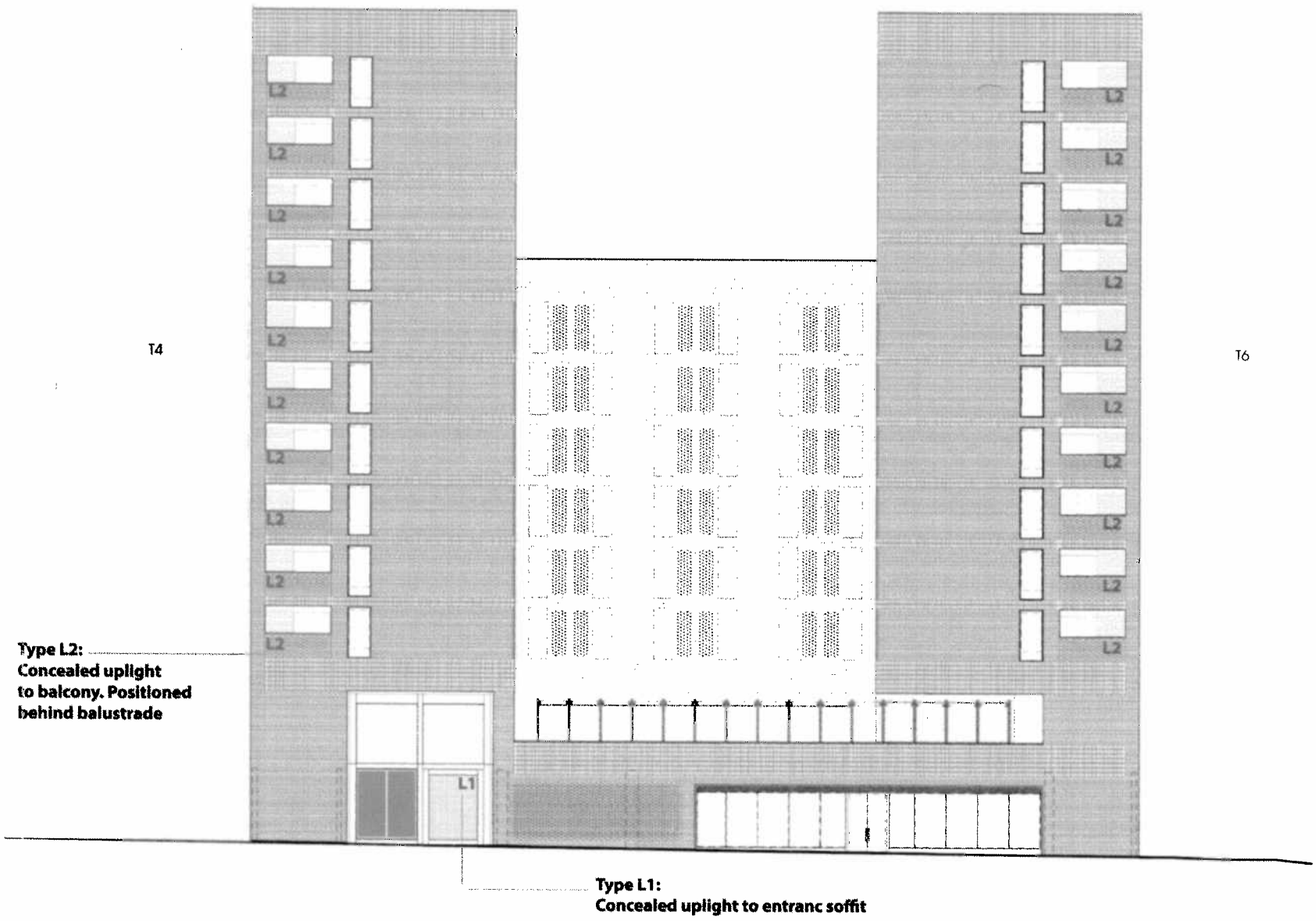

Building T5
SK_P6_South Elevation Lighting - *See lighting data sheets for fitting types*
Also refer to attached annotated drawings 21_415-417 (Entrance) and 21-403 (Balconies)

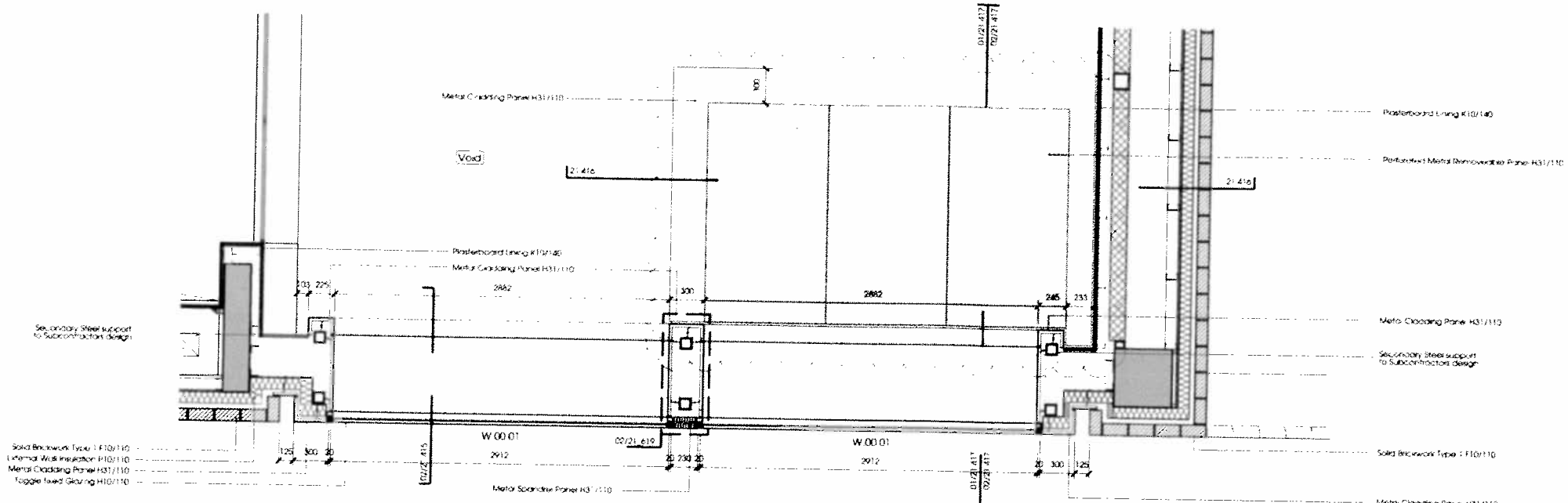

01 Main Entrance First Floor Plan
21_414 Refer to Drawing 00_201

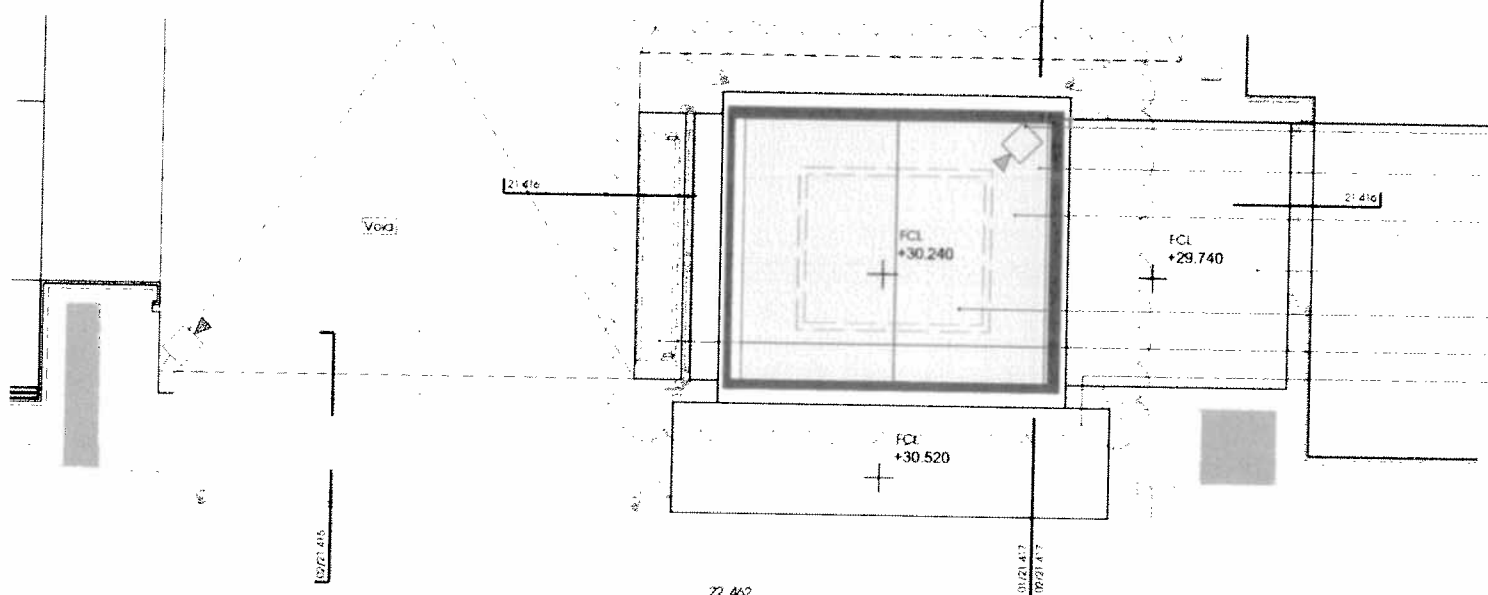

L1 Fitting
Concealed uplight to perimeter of soffit.
For fitting type see attached data sheets.

02 Entrance Lobby RCP
21_414 Refer to Drawing 35_300

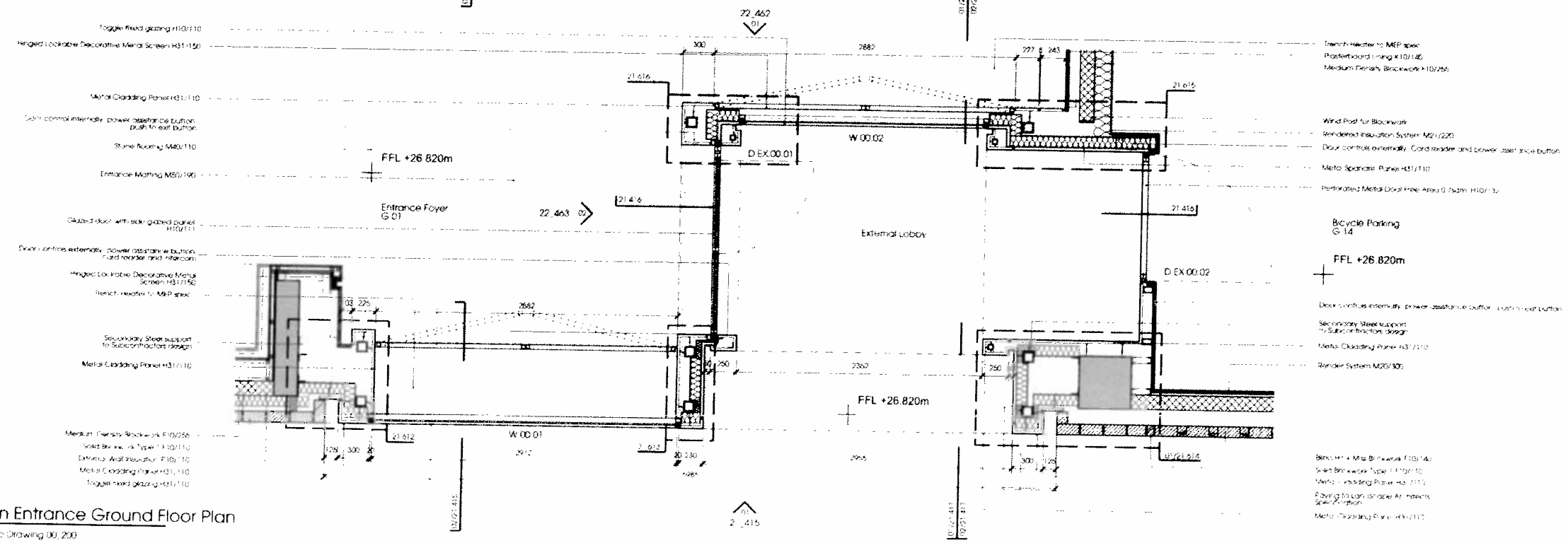

03 Main Entrance Ground Floor Plan
21_414 Refer to Drawing 00_200

Notes

Contractor to check all dimensions on site. Do not scale from this drawing. Stanton Williams to be advised of any variation between the drawings and site conditions.

© Stanton Williams
All rights described in Chapter IV of the Copyright, Designs and Patents Act 1988 have been asserted

To be read in conjunction with the specification and all relevant drawings

CURTAIN WALL & LOBBY DESIGN TO BE DEVELOPED WITH SUBCONTRACTOR. ALL SYSTEMS DRAWN ARE INDICATIVE ONLY

Revision	Date	Description
C2	15.12.14	Perforated metal removable panels updated
C1	24.09.14	Issued for Construction. Changes following subcontractors comments as per SW/ BAM email 23/06/14. Presentation updated. Notes simplified
4	15.11.13	Re-issued for Stage F. FFL relevant levels changed to +30.785
3	25.10.13	Issued for Stage F. Entrance Frame updated to accommodate air curtain. Drawings integrated into GA's, general notation added
2	22.07.13	Stage E Issue (Glazing). Spec refs and notes updated
1	21.06.13	Stage E Reissue
	17.06.13	Stage E Issue

Location

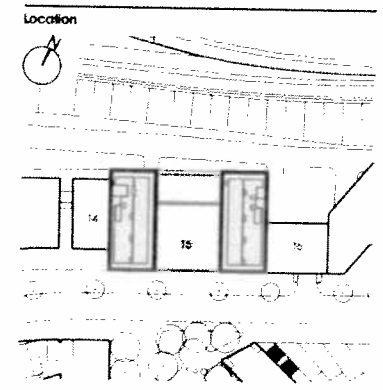

Stanton Williams
35 Graham Street
London N1 8GJ
Phone +44 (0)20 7880 6400
Email 426@stantonwilliams.com
www.stantonwilliams.com

STANTON WILLIAMS

Project
Building 75
King's Cross Central

Drawing Title
Entrance Plan, RCP & Roof Plan

Drawn	Checked	Approved
RG	K	ABJ
Date	**Scale @ A1 (A3)**	**Status**
17.06.13	1:20 @ A1	Construction

Project No.	Drawing No	Revision
426	21_414	C2

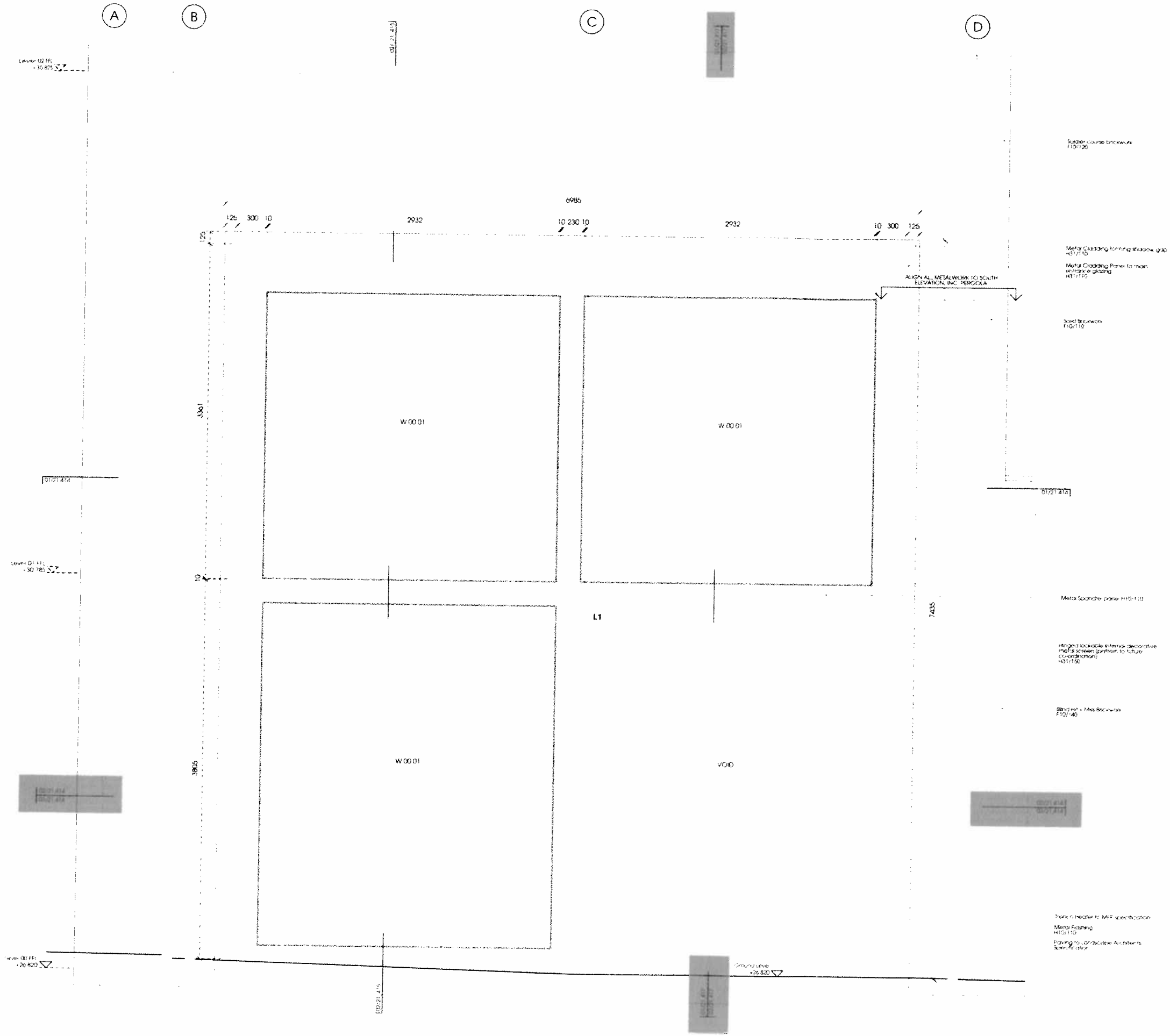

Fittings concealed within entrance soffit
See indicated drainings for ligth lcation

01 Main Entrance Elevation
21_415 Refer to Drawing 00.213 for plans refer to 21_414

Main Entrance Glazing - Section 02
for plans refer to dwg 21_414 21_415

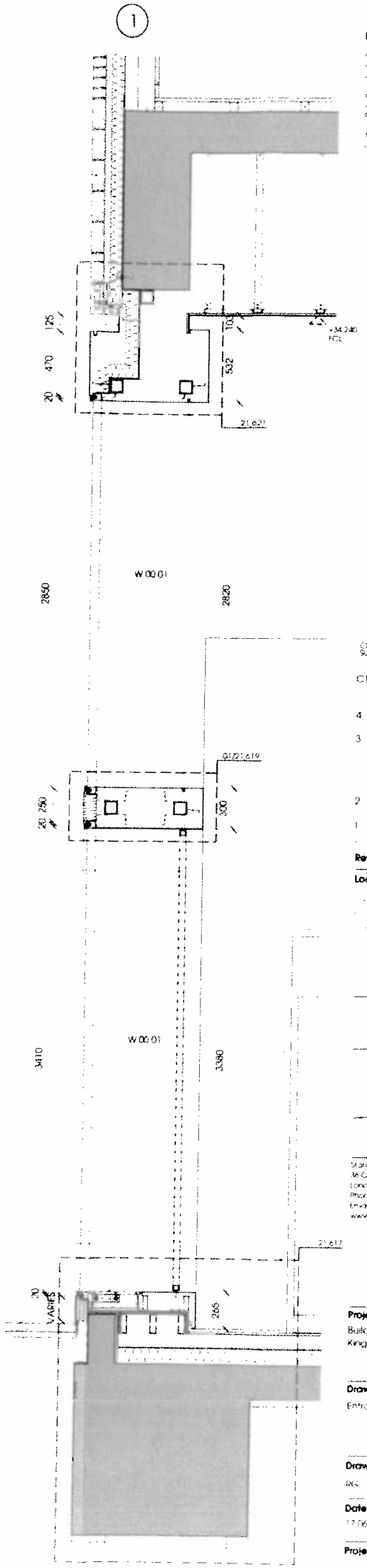

Notes

Contractor to check all dimensions on site. Do not scale from this drawing. Stanton Williams to be notified of any variation between this drawings and site conditions.

© Stanton Williams
All rights described in Chapter IV of the Copyright, Designers and Patents Act 1988 have been asserted

To be read in conjunction with the specification and all relevant drawings.

CURTAIN WALL & LOBBY DESIGN TO BE DEVELOPED with SUBCONTRACTOR. ALL SYSTEMS DRAWN ARE INDICATIVE ONLY

Revision	Date	Description
C1	24.09.14	Issued for Construction. Changes following subcontractors comments as per SW/ BAM email 23/06/14
4	15.11.13	Re-issued for Stage F. Level 01 FFL changed to +30.785
3	25.10.13	Issued for Stage F. Drawings integrated into GA's, general notation ammended and added. Typical section through main glazing added. Entrance facade section moved to dwg 21_417
2	22.07.13	Stage E Issue (Glazing) Spec refs and notes updated
1	21.06.13	Stage E Reissue
.	17.06.13	Stage E Issue

Location

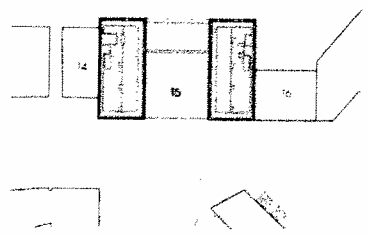

Stanton Williams
St Chad's Street
London N1 8QJ
Phone +44 (0)20 7880 6400
Email: 426@stanton-williams.com
www.stanton-williams.com

STANTON WILLIAMS

Project
Building 15
King's Cross Central

Drawing Title
Entrance Facade

Drawn	Checked	Approved
RKS	ABu	KI
Date	**Scale @ A1 (A3)**	**Status**
17.06.13	1:20 at A1	Construction

Project No.	Drawing No	Revision
426	21_415	C1

C

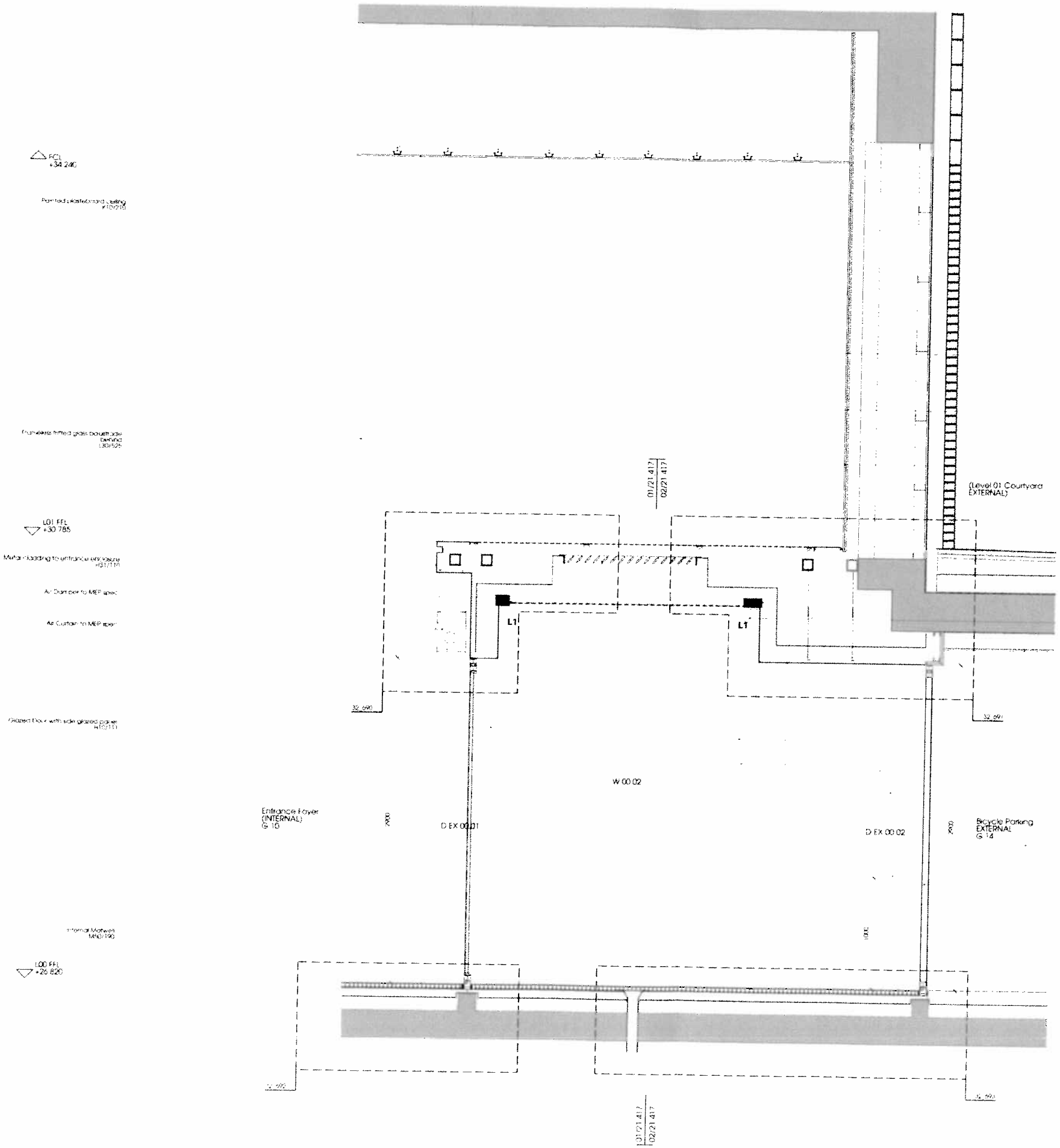

Notes

Contractor to check all dimensions on site. Do not scale from this drawing. Stanton Williams to be advised of any variation between the drawings and site conditions.

© Stanton Williams.
All rights described in Chapter IV of the Copyright, Designs and Patents Act 1988 have been asserted.

To be read in conjunction with the specification and all relevant drawings.

CURTAIN WALL & LOBBY DESIGN TO BE DEVELOPED WITH SUBCONTRACTOR. ALL SYSTEMS DRAWN ARE INDICATIVE ONLY

Revision	Date	Description
C1	24.09.14	Issued for Construction.Changes following subcontractors comments as per SW/ BAM email 23/06/14
4	15.11.13	Re-issued for Stage F Level 01 FFL changed to +30.785
3	25.10.13	Issued for Stage F. Drawings integrated into GA's, general notation ammended / added. External elevations to entrance portico consolidated. Internal elevation to main entrance moved to dwg 22_463 External elevation to Bike Store Door moved to dwg 21_417
2	22.07.13	Stage E Issue (Glazing) Spec refs updated, drawing merged with 426_21_417
1	21.06.13	Stage E Reissue
	17.06.13	Stage E Issue

Location

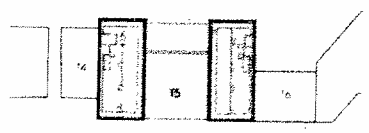

Stanton Williams
16 Graham Street
London N1 8GJ
Phone +44 (0)20 7866 6400
Email: 426@stantonwilliams.com
www.stantonwilliams.com

STANTON WILLIAMS

Project
Building T5
King's Cross Central

Drawing Title
Main Entrance Portico
Section

Drawn	Checked	Approved
RG	ABu	KI
Date	**Scale @ A1 (A3)**	**Status**
17.06.13	1:20 @ A1	Construction
Project No.	**Drawing No**	**Revision**
426	21_416	C1

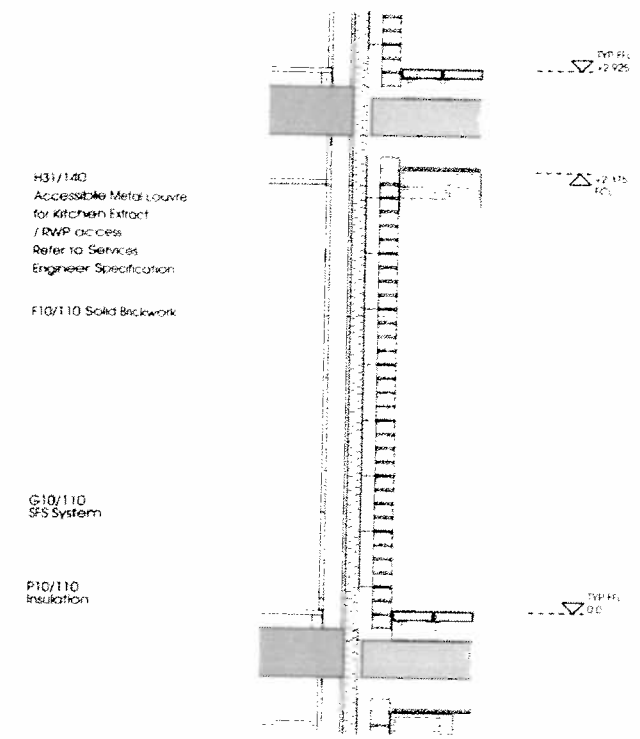

01 | Typical section through Brickwork Wall
21_403 | Refer to Drawing 00_213

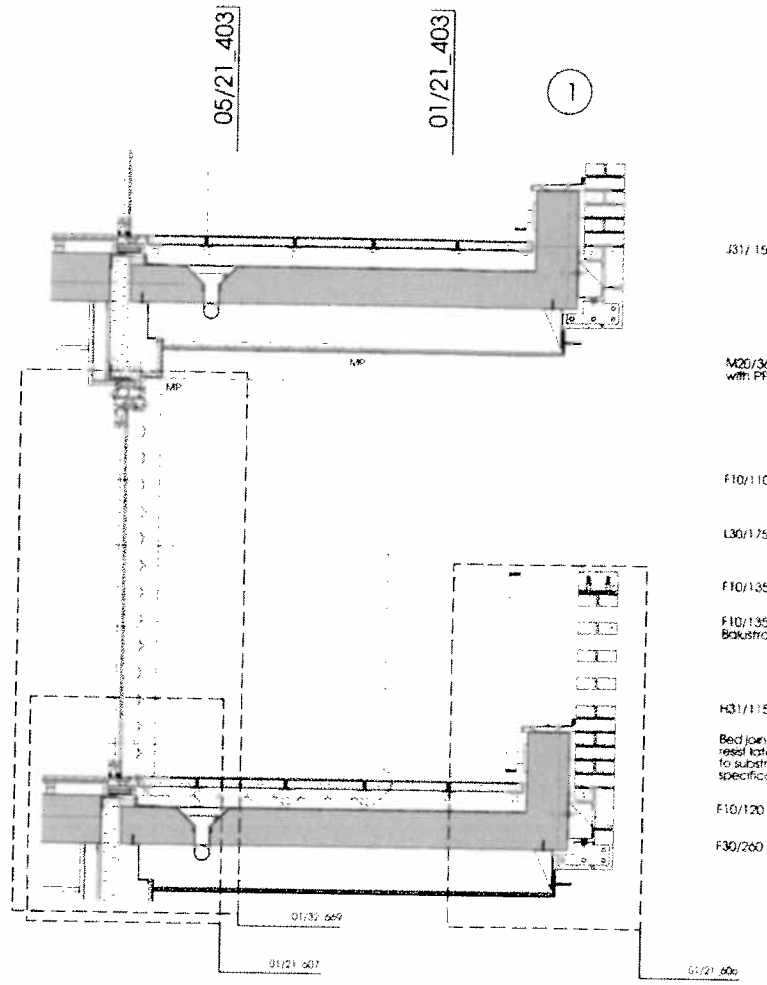

02 | Typical section through balcony (FF)
21_403 | Refer to Drawing 00_213

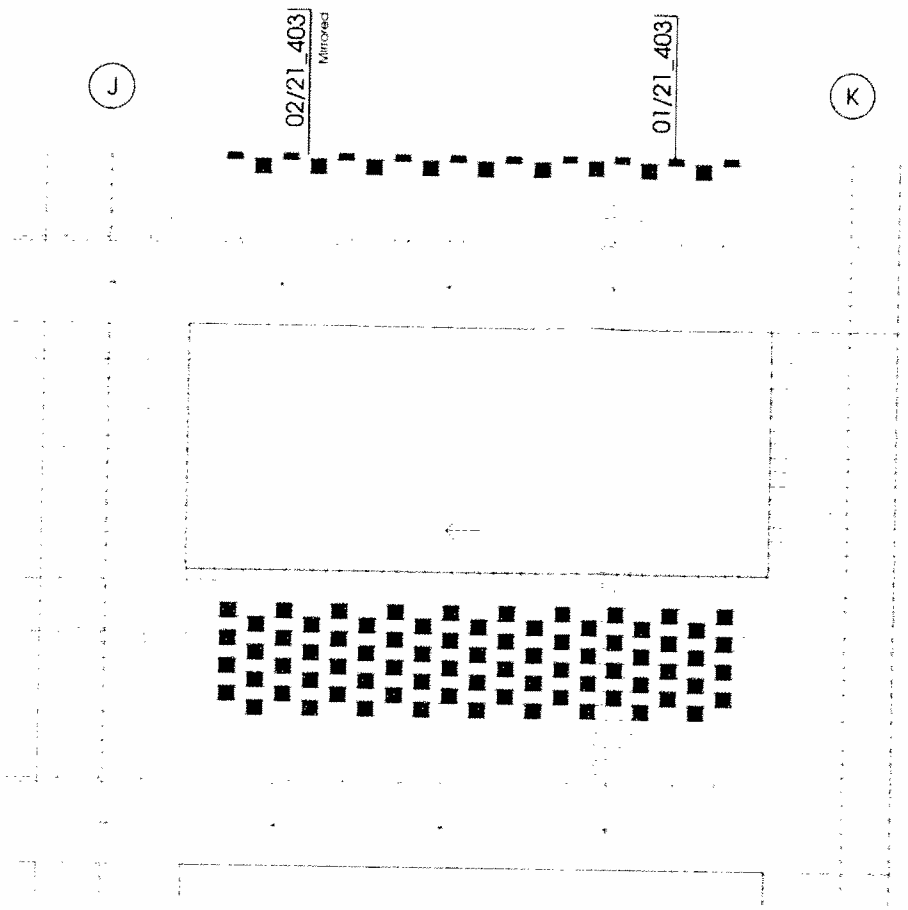

03 | Partial Elevation of Typical Balcony
21_403 | Refer to Drawing 00_213

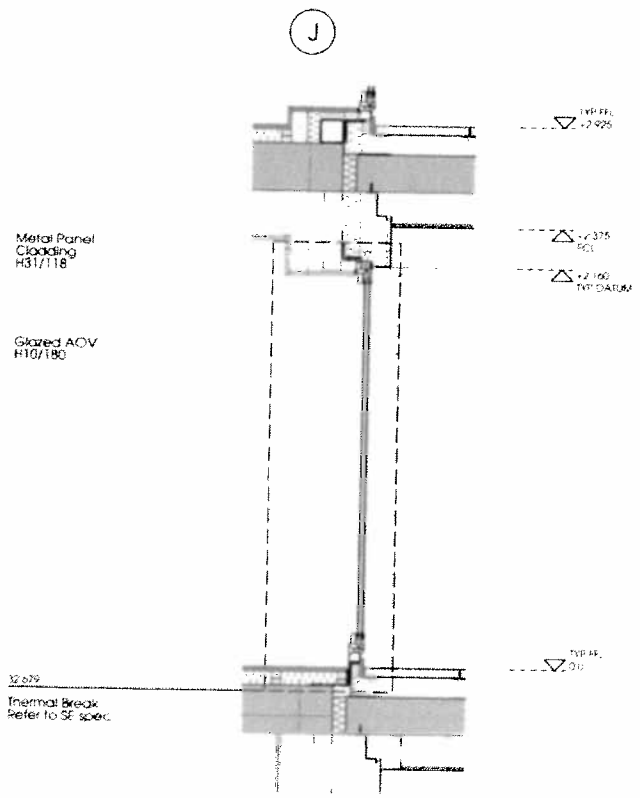

04 | Typical Section through AOV
21_403 | Refer to Drawing 00_213

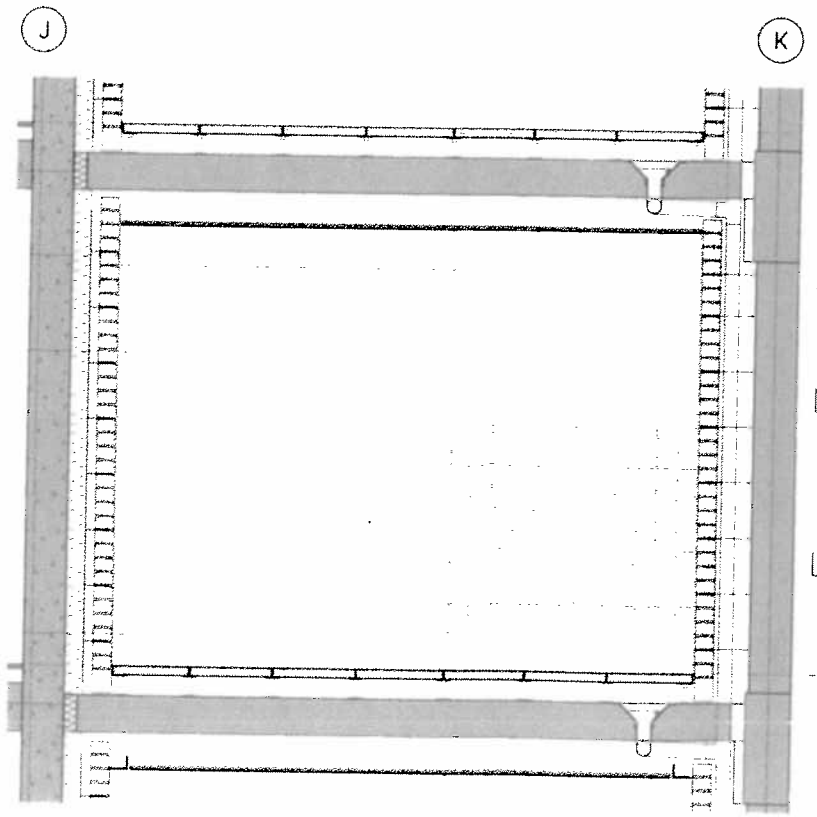

05 | Long section through Balcony
21_403 | Refer to Drawing 00_213

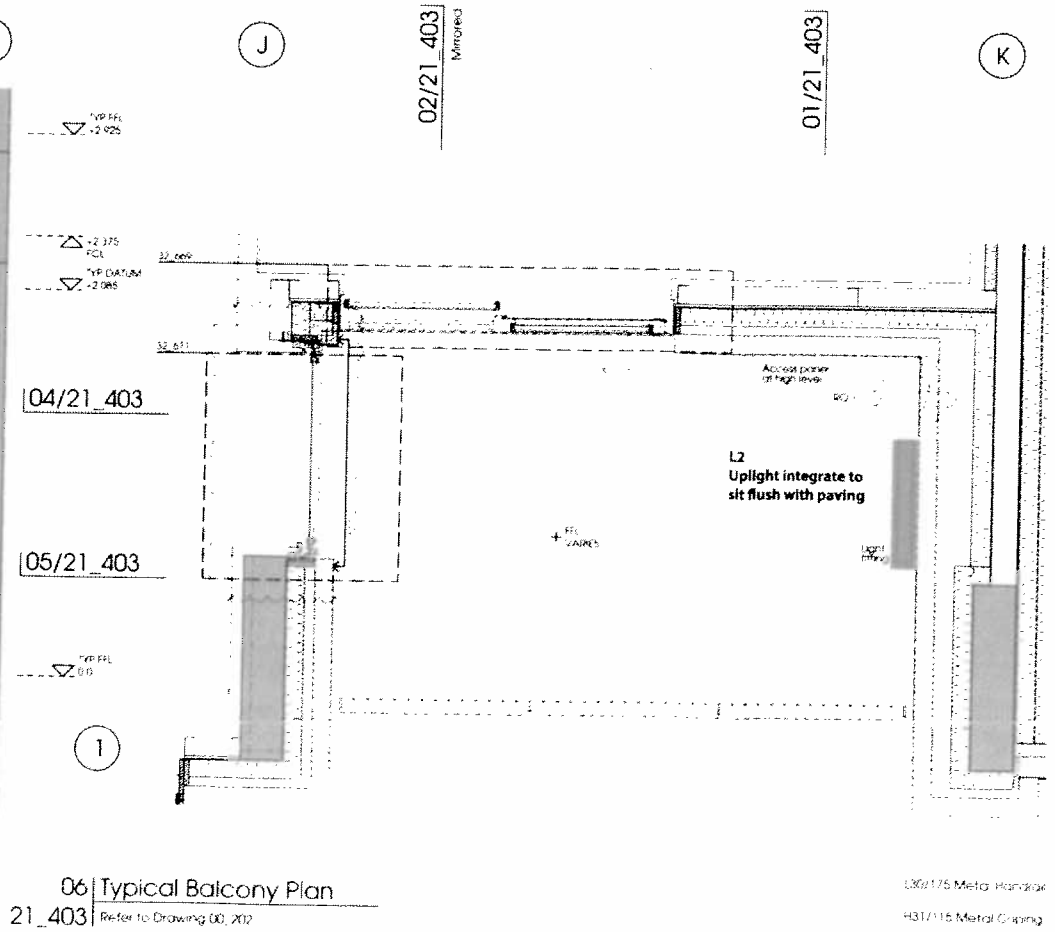

06 | Typical Balcony Plan
21_403 | Refer to Drawing 00_202

Notes

Contractor to check all dimensions on site. Do not scale from this drawing. Stanton Williams to be advised of any variation between the drawings and site conditions.

© Stanton Williams
All rights described in Chapter IV of the Copyright, Designs and Patents Act 1988 have been asserted.

To be read in conjunction with the specification and all relevant drawings.

EXTERNAL FINISHES KEY

B1 BRICK TYPE 1 SOLID BRICKWORK F10
B2 BRICK TYPE 2 SOLDIER COURSING F10
B3 BRICK TYPE 3 OPEN HT AND MISS BRICKWORK (FULL HT) F10 WITH WINDOW/INSULATED METAL CLADDING BEHIND
B4 BRICK TYPE 4 OPEN HT AND MISS BRICKWORK (BALUSTRADE) F10
B5 BRICK TYPE 5 BLEND HT AND MISS BRICKWORK F10
BRICK COLOUR W WHITE, B BUFF SEE SPEC F10
MP METAL PANEL CLADDING H31
MS METAL SCREEN/PERFORA. B31
EG EXTRACT GRILLE
EW EXTERNAL INSULATED RENDER M21

XXXXX CRITICAL DATUM

REFER TO LIGHTING CONSULTANT DRAWINGS + SPECIFICATION FOR LIGHT FITTING INFORMATION

REFER TO M+E CONSULTANTS DRAWINGS + SPECIFICATION FOR M+E INFORMATION

REFER TO GLAZING SUBCONTRACTOR DRAWINGS FOR GLAZING INFORMATION

Revision	Date	Description
C3	17.02.15	AOV Structural Opening Updated
C2	17.11.14	Soffit detail updated to increase service zone. Angle detail updated
C1	15.08.14	Issued for Construction. Light fitting to balconies & Trickle vent shown for clarity
4	14.02.14	Balustrade updated
3	07.02.14	Internal Linings to AOV & detail references revised. Bracket revised
2	25.10.13	Issued for Stage F. Revisions as bubbled. Annotation updated/added for clarity
	30.08.13	Balcony Balustrade Detail Updated. Overpanel added to Sliding Doors. Slab Structure Updated
	23.08.13	Issued for Information previously drawing no. 426_21_303

Location

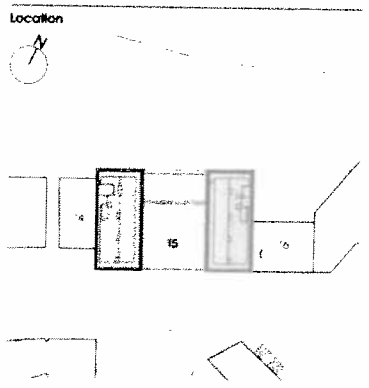

Stanton Williams
50 Grafton Street
London N1 8FJ
Phone +44 (0)20 7880 6400
Email s@stantonwilliams.com
www.stantonwilliams.com

STANTON WILLIAMS

Project
Building 15
King's Cross Central

Drawing Title
Balcony
Facade
Levels 02-11
Elevation and Section

Drawn	Checked	Approved
AG	ABJ	KI

Date	Scale @ A1 (A3)	Status
25/01/13	1:20 @ A1	Construction

Project No.	Drawing No	Revision
426	21_403	C3

Building T5
SK_P7_North Elevation Lighting-*See lighting data sheets for fitting types*

IGLu
acdc1120

acdc
Bringing light to life

Compact, in-ground, mains on-board dimmable DMX driven, linear LED wallwash luminaire, providing even wash of light up to 5m. Delivering 1350lm per metre - IP67

IGLu

IGLu End

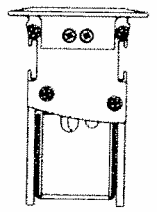

IGLu Sleeve

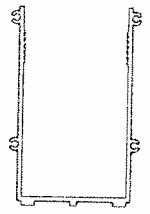

IGLu Lengths



Luminaire

Material: Robust luminaire made from custom-made aluminium extrusion

Finish: Extremely durable anodised aluminium black, anodised aluminium titanium. For especially demanding environments use hard anodised black*, hard anodised titanium*, chlorine anodised black*, chlorine anodised titanium*.

Format: Three tilt options - 0°, 5° and 10° available.

Lengths: Available in 3 lengths. Flush end cap: 408mm, 808mm, 1208mm. Flanged end cap: 458mm, 858mm, 1258mm.

Beam angles: 18°, 24°, 30°, 50° x 20°

Glare control: Micro louvre to minimise glare and shield LEDs from view.

Accessories: Flange mounted end cap with holes, flange mounted end cap (no holes), mounting sleeve kit, start leads, extension leads, interconnecting leads.

Run: Fittings can be installed end to end for a continuous wallwash effect.

Temperature range: From -10°C to 40°C

Thermal management: Manufactured from bespoke grade aluminium extrusion for optimal heat management.

*Upon request. Minimum order quantity applies

Performance

Lumen Maintenance: High efficiency LEDs tested to LM80 standards, 50,000hrs lifetime with lumen maintenance at L70.

Initial lamp Lumen output*: 1420lm

Lamp lumens inc thermal and optical losses*: 1208lm

Luminaire Lumens output*: 531lm

Power consumption (inc 85% efficient driver): 14.66W

Efficacy (Lm/W)*: 36.22

LED Pitch: 33mm, RGB 33mm

CRI: >80

Binning: Colour consistency ensured across a project - 2 step MacAdam ellipse.

LED Colour: 2700°K, 3000°K, 4200°K, 6000°K, R, G, B, A, RGB

Driver: Switched, DMX

Listings: CE, ETL us/c

IP rating: IP67

Warranty: 5 years

Weight: 625g per metre

*Based on 400mm, 50x20R optics, 0° tilt

Specification Codes - IGLu

Product	Finishes		LED Colour		Optics		Dimming		Length		Angle of adjustment		IP Rating	
acdc1120	Anodised aluminium titanium	AAT	2700°K	27	18°	18R	Dimmable	DIM	400mm	400	None	0ADJ	IP67	IP67
	Anodised aluminium black	AAB	3000°K	30	24°	24R	Non-Dimmable	NON-DIM	800mm	800	5°	5ADJ		
	Hard anodised titanium	HAT	4200°K	42	30°	30R			1200mm	1200	10°	10ADJ		
	Hard anodised black	HAB	6000°K	60	50°x20°	50x20R								
	Chlorine anodised titanium	CAT	R	R										
	Choline anodised black	CAB	G	G										
			B	B										
			A	A										
			RGB	RGB										

acdc1120 →

Specification Codes - Flange mounted end cap

Product	End cap option		Finishes	
acdc1754	Flange Mounted End Cap with countersunk holes	CSK	Anodised Aluminium Titanium	AAT
	Flange Mounted End Cap with no holes	NH	Anodised AluminiumBlack	AAB
			Hard Anodised Titanium	HAT
			Hard Anodised Black	HAB
			Chlorine Anodised Titanium	CAT
			Choline Anodised Black	CAB

acdc1754 →

Specification Codes - Mounting sleeve kit

Product	Length		IGLu end cap used with	
acdc1753	400mm extrusion	400	Standard End Cap	STE
	800mm extrusion	800	Flanged End Cap	FME
	1200mm extrusion	1200		
	2.5m cut on site	2500		

acdc1753 →

FINO®
acdc1090

acdc
Bringing light to life

A micro compact, submersible, high output linear LED luminaire, delivering 950lm per metre. IP68

FINO

Long bracket

Short bracket

Clip bracket

Lengths

Luminaire

Material: Robust luminaire made from custom-made aluminium extrusion.

Finish: Extremely durable anodised aluminium silver, anodised aluminium black. For especially demanding environments use hard anodised black*, hard anodised silver*, chlorine anodised black*, chlorine anodised silver*.

Lengths: Available in 100mm increments up to 1200mm

Beam angles: Uncollimated

Accessories: Long bracket, short bracket, clip bracket.

Run: Fittings can be installed end to end for a continuous wallwash effect.

Temperature range: From -10°C to 40°C

Thermal protection: Manufactured from bespoke grade aluminium extrusion for optimal heat management.

*Upon request. Minimum order quantity applies.

Performance

Lumen Maintenance: High efficiency LEDs tested to LM80 standards. 50,000hrs lifetime with lumen maintenance at L70.

Initial lamp Lumen output*: 584lm

Lamp lumens inc thermal and optical losses*: 525lm

Luminaire Lumens output*: 372lm

Power consumption (inc 85% efficient driver): 9.6W

Efficacy (Lm/W): 38.75

LED Pitch: 100mm, RGB 100mm

CRI: >80

Binning: Colour consistency ensured across a project - 2 step MacAdam ellipse.

LED Colour: 2700°K, 3000°K, 4200°K, 6000°K, R, G, B, A, RGB

Driver: Switched, 1-10v, PHA, Dali, DMX

Listings: CE, ETL us/c

IP rating: IP68

Warranty: 5 years

Weight: 625g per metre

*Based on 400mm at 3000°K

Specification Codes

Product	Finishes		LED Colour		Length		Accessories	
acdc1090	Anodised Aluminium Silver	AAS	2700°K	27	100mm	100	Long bracket	LBR
	Anodised Aluminium Black	AAB	3000°K	30	200mm	200	Short bracket	SBR
	Hard Anodised Silver	HAS	4200°K	42	300mm	300	Clip bracket	CBR
	Hard Anodised Black	HAB	6000°K	60	400mm	400		
	Chlorine Anodised Silver	CAS	R	R	500mm	500		
	Choline Anodised Black	CAB	G	G	600mm	600		
			B	B	700mm	700		
			A	A	800mm	800		
			RGB	RGB	900mm	900		
					1000mm	1000		
					1100mm	1100		
					1200mm	1200		

acdc1090 → → → U → →

Driver options

Driver	No. of Luminaires if known	Current	Dimming Type
acdc1900		700mA	SWT
		350mA	1-10
			Phase
			DALI
			DMX

acdc1900 → → →

Light Fitting 02

ERCO

Kubus Floor washlight

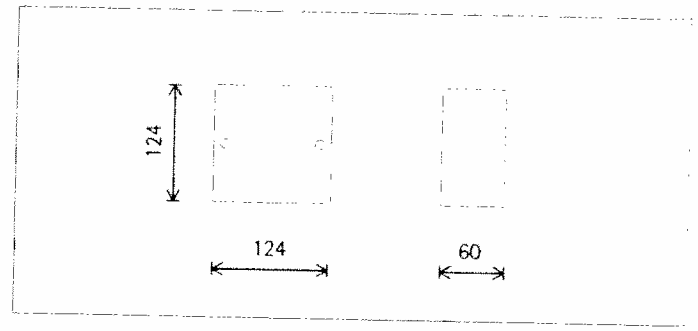



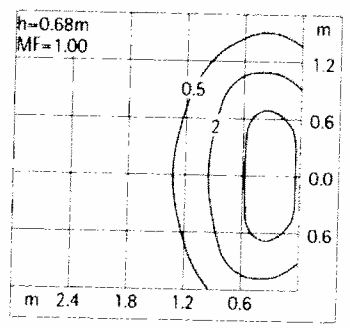

LED 3W 330lm 3000K warm white

33365.000 Graphit m
LED 3W 330lm 3000K warm white
Switchable
Version 7
Connected load 5W
Sculpture lens, wide beam

Product description
Housing and wall plate: corrosion-resistant cast aluminium, No-Rinse surface treatment. Double powder-coated. Optimised surface for reduced accumulation of dirt.
Electronic control gear. 2 cable entries. Through-wiring possible. 3-pole terminal block.
LED module: high-power LEDs on metal-core PCB. SDCM<2. CRI>90. L80/B10 50000h. Collimating lens made of optical polymer.
Softec lens as safety glass.
Protection mode IP65: dust-proof and water jet-proof.
Weight 0.88kg
Energy efficiency class EEI A++
Housing temperature 34°C
Temperature on the light aperture 35°C
LMF F

PIA230

108-0419

we-ef

Description

IP66, Class I. IK08. Marine-grade die-cast aluminium alloy. 5CE superior corrosion protection including PCS hardware. Silicone rubber gaskets. Safety glass. Anodised aluminium reflector. +30° tilt

Beam Type	asymmetric forward throw
Lamp Type	HIT-CE 35W/c/830 G12
Gear Type	ECG

Light Fitting 04 - Downlight only

LUMINAIRE SPECIFICATION

diligent lighting

PROJECT	Kings Cross Central - Building T5

LUMINAIRE REF
E1

LOCATION

Ground Floor - Bicycle Parking, Car Parking and Generator Room (G.14, G.18 & G.25)

DESCRIPTION

2 x 35w T5 HF IP65 ceiling or wall mounted polycarbonate constructed non-corrosive luminaire complete with polycarbonate diffuser

ILLUSTRATIONS, DETAILS & DATA



ADDITIONAL INFORMATION

Lamp lumens - 6600, LOR - 91.8%, Luminaire lumens - 6058.8 (87 lm/w)

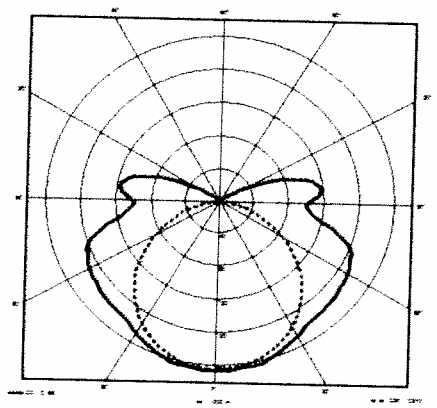

LUMINAIRE DATA

LUMINAIRE REF:	DL-S35/JT/235/HF
MANUFACTURER:	Diligent Lighting
CONTROL GEAR:	HF
SUPPLY:	220-240v
FINISH:	Grey
LENGTH:	1580mm
HEIGHT:	
WIDTH:	140mm
DEPTH:	100mm
DIAMETER:	
CUT-OUT:	
IP RATING:	IP65
LAMP TYPE:	35w T5 Col. 4000k / 80Ra

Light Fitting 05