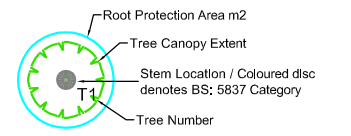


**Tree Survey Drawing Key**

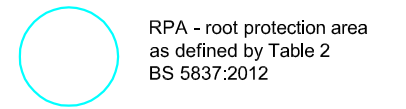


See Tamla Trees, Tree Survey for Individual Tree Details

**KEY**

Please refer to Tamla Trees report for details

- Category A - Trees of high quality
- Category B - moderate quality
- Category C - low quality
- Category U - Dead, Dying or Defect trees with <10 years retention value



**NOTE** Tree positions indicatively mapped due to lack of detailed topographical plan

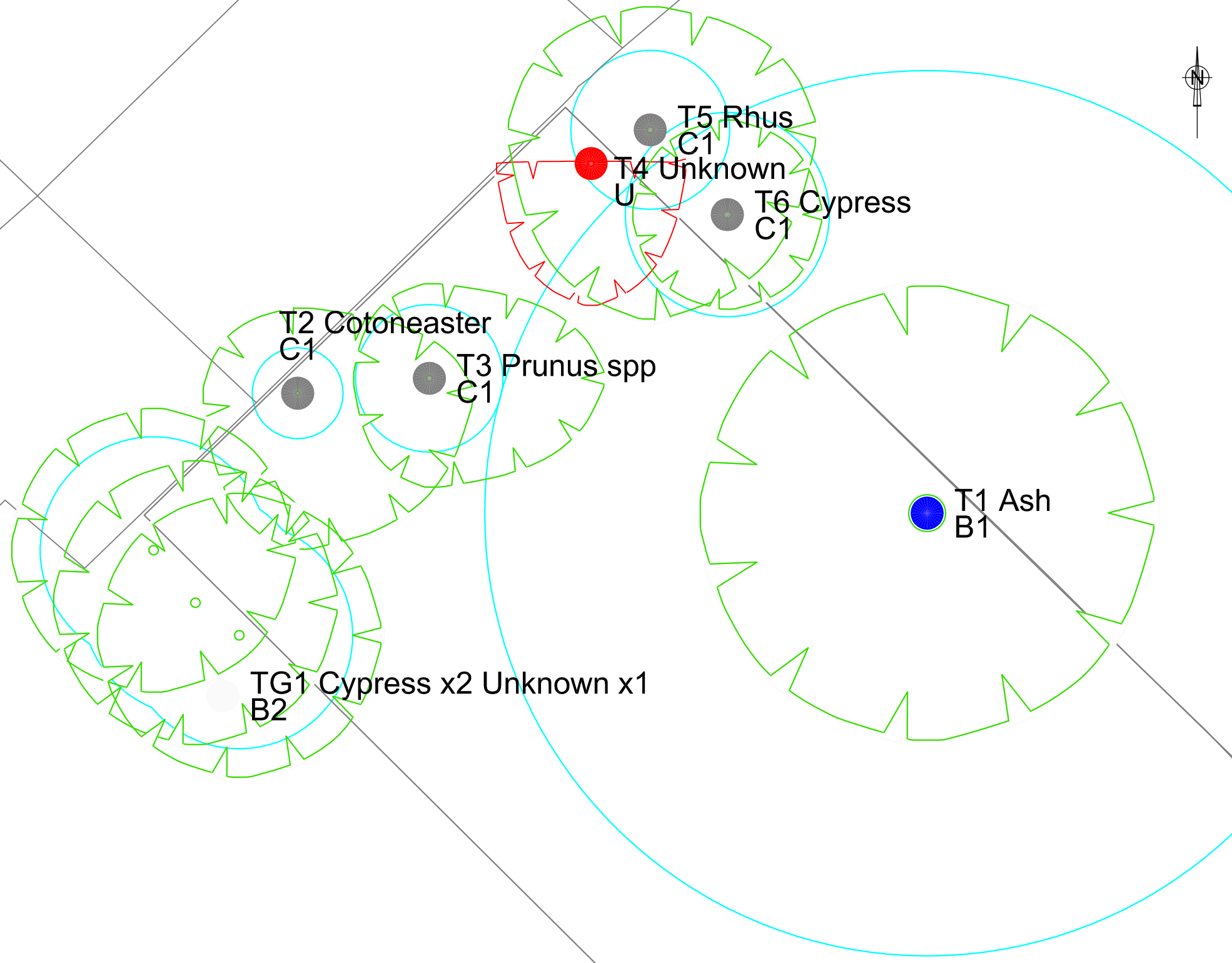
REV AMENDMENTS DRAWN DATE AUTH'D

PROJECT  
**Flat 1-2 24 Belsize Park,  
London,  
NW3 4DU**

CLIENT  
**Ecospace**

TITLE  
**Tree Constraint Plan (TCP)**

Job	02271R	Scale	1:100 @ A3	DRG NO		Revision	
Date	05/03/2015	Type	a	02271P_TCP_01			-



Tree No	Species	DBH	Age Class	Life Exp	Observations	BS Cat	RPR
T1	Ash	0.78	Mature	20 to 40	High crown lifting and previously crown reduced. Decay pockets evident on main stem and vigilance for Inonotus hispidus at these pruning wound points advised.	B1	9.4
T2	Cotoneaster	0.08	Mature	20 to 40	Multi stemmed shrub/ tree of very low wider amenity. Limited screening from upper canopy to 3rd party.	C1	1.0
T3	Prunus spp	0.13	Early-mature	20 to 40	Poor form with stem lean and asymmetrical canopy.	C1	1.6
T4	Unknown	0.122	Early-mature	-	Dead	U	1.5
T5	Rhus	0.14	Mature	20 to 40	3rd party so no access to fully inspect. Low branches extend over site.	C1	1.7
TG1	Cypress x 2 Unknown x 1	0.2	Early-mature	20 to 40	Localised garden screening.	B2	2.4
T6	Cypress	0.18	Early-mature	> 40	3rd party tree so unable to fully inspect. Useful localised screening. Previous topping lowers BS Cat.	C1	2.2