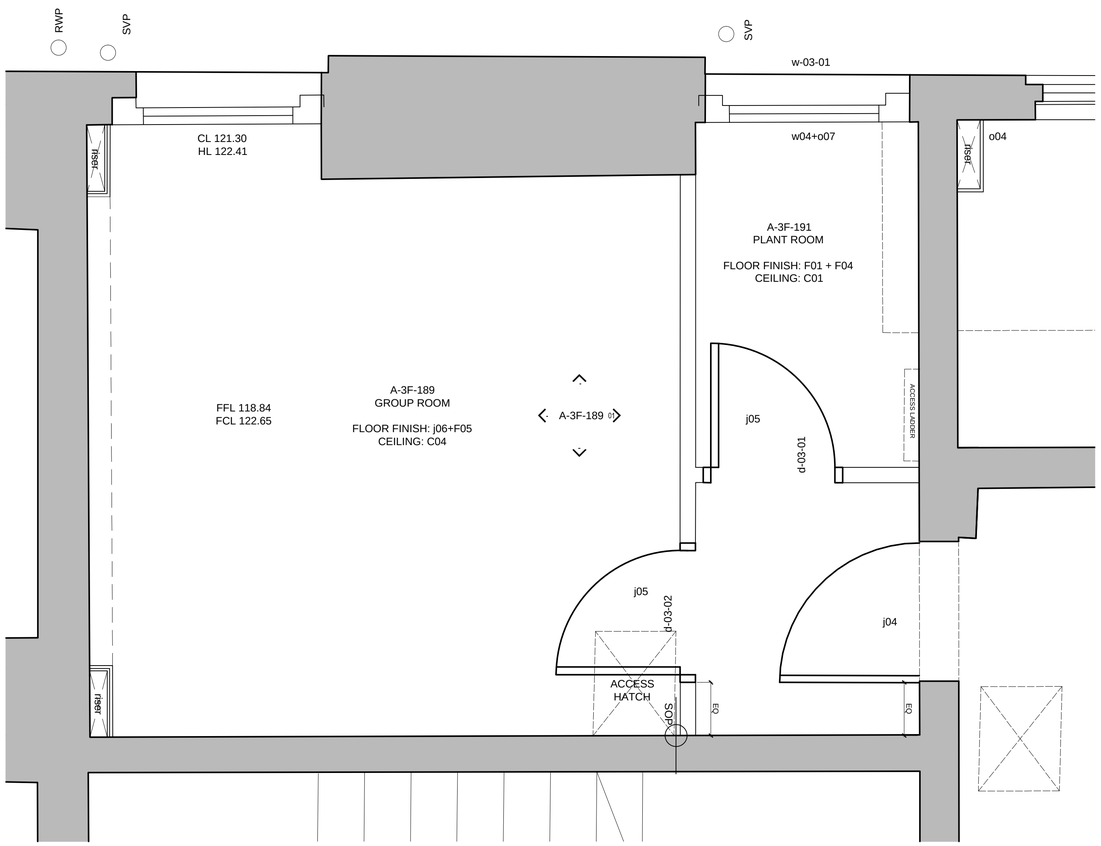

PLAN 1:20
A-3F-189

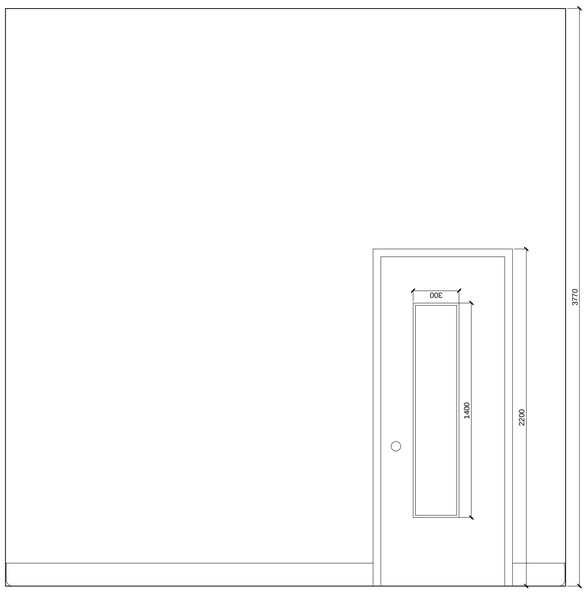

ELEVATION 01 1:20
A-3F-189

NOTES:

This drawing is produced for use in this project only and may not be used for any other purpose. NPS Property Consultants Ltd accept no liability for the use of this drawing other than the purpose for which it was intended in connection with this project as recorded on the title block fields 'Purpose for Issue' and 'File Status Code'.

This drawing may not be reproduced in any form without prior written agreement.

Do not scale from the drawing, use written dimensions only.

KEY PLAN

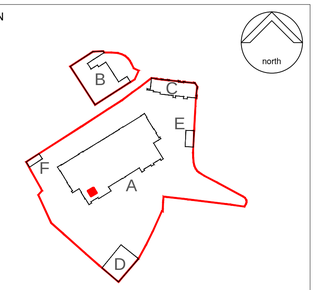

SUITABILITY WORKS KEY
WC REFURBISHMENT

Walls
w01 Eggshell vinyl paint on existing walls - NBS ref M60/110
w02 Eggshell vinyl paint on new partition wall - NBS ref M60/110
w03 PVC sheet splashback - NBS ref K32/151
w04 Glazing to existing external windows - NBS ref L40/230 or 231
w05 Existing wall surface retained/protected - no works required
w06 Ceramic tiling to wall - NBS ref M40/110
w07 Ceramic tiling to wall - NBS ref M40/111

Floors
f01 Non slip vinyl - NBS ref M50/151
f02 Existing parquet floor retained / protected - NBS ref M42/110
f03 Threshold strip between floor finishes - NBS ref M50/740
f04 Coved skirting - NBS ref M50/771
f05 Carpet tile - NBS ref M50/147

Ceilings
c01 Moisture resistant plasterboard - NBS ref K10/246 and M60/111
c02 Demountable ceiling - NBS ref K40/115
c03 Existing ceiling redecorated - NBS ref K10/725 and M60/111
c04 Plasterboard - NBS ref K10/245 and M60/111

Joinery / Fixtures and Fittings
j01 Accessible duct system - NBS ref K32/150
j02 Cubicle system - NBS ref K32/120A
Ground floor door panel height: 1100mm (1250mm from FFL)
First floor door panel height: 1300mm (1450mm from FFL)
Second floor door panel height: 1500mm (1650mm from FFL)
j03 Cubicle stud partitions - NBS ref K10/127
j04 Existing door refurbished - NBS ref C51/360 and 720
j05 New door - NBS ref L20/410
j06 New skirting - NBS ref P20/110 and M60 / 130
j07 Refurbish existing timber glazed screen as dwg 600, C51/370, 720 and L40/232
j08 New window cill - NBS ref P20/112
j09 New timber glazed screen as dwg 600 and L40/231

Others
o01 Mirror - NBS ref N13/438A
o02 Drylining (Adhesive) - NBS ref K10/185A
o03 FR60 stud partition with moisture resistant plasterboard and plywood lining - NBS ref K10/125B
o04 Fire resistant riser duct - NBS ref K10/125A
o05 FR 60 acoustic infill - NBS ref K10/205A
o06 Boxing in to services - NBS ref P20/170
o07 Opaque privacy film to glazing - NBS ref L40/610
o08 Drylining (MF) - NBS ref K10/165B
o09 Timber stud packing - NBS ref K10/205

Sanitaryware
t01 Boys urinals - NBS ref N13 / 315A
Refer to manufacturer's guidance for recommended mounting heights for children
t02 Pupils wcs (BTW low height) - NBS ref N13 / 300A
t03 Pupils wcs (BTW standard height) - NBS ref N13 / 300B
t04 Staff wcs (CC) - NBS ref N13 / 300C
t05 Trough whs & taps - NBS ref N13 / 335A
t06 Adult whb - NBS ref N13 / 335C
t07 Cleaners sink & taps - NBS ref N13 / 331A
t08 Drinking fountain - supplied by client fitted by contractor
t09 Electric hand drier - NBS ref N13 / 472A
t10 Pupils shower - NBS ref N13 / 375
t11 Doc M WC pack - NBS ref N13 / 310

Services
SVP Soil and vent pipe as services engineers documents
FS Fused spur as services engineers documents
EXT Extract fan as services engineers documents
S Fire alarm sounder as services engineers documents
ER Existing radiator retained as services engineers documents
RL Relocated existing radiator as services engineers documents
NR New radiator as services engineers documents
ATG Air transfer grille
FG Floor gulley as services engineers documents

All service runs are to be concealed within floors, doors, walls, ducts and windows unless where shown.

Contractors services installation and BWIC drawings are to precisely confirm routing of all services and containment concealed to termination positions shown on internal room elevations.

To read in conjunction with:
- Architect's drawings and specification;
- Services and Structural Engineer's drawings and specification;
- ICT consultant's specification.

Contractor to provide method statement prior to commencement of demolition/stripping out works.
Setting out to be co-ordinated with finishes, service supplies and structure.
Dimensions shown to be verified on site prior to construction.

P2	Tender Issue			
	REVISED BY: KK	DATE: 02.02.15	CHECKED BY: MM	DATE: 02.02.15
P1	PRELIMINARY ISSUE			
	REVISED BY: KK	DATE: 20.01.15	CHECKED BY: MM	DATE: 20.01.15

SCALE BAR 1:20 — 0mm 200 400 600 1200mm

PURPOSE OF ISSUE
FOR TENDER

FILE STATUS CODE
D2

© COPYRIGHT NPS GROUP
Ordnance Survey mapping reproduced by permission of ??????? ADD & Controller of HM Stationery Office Crown Copyright.

A1

nps group
Property Design and Management Services

Barron and Smith Architects
3 Maltings Place
169 Tower Bridge Road, London
SE1 3JB
TEL: 02079403456 FAX: 02079403460
EMAIL: office@barronandsmith.co.uk

Head Office:
Lancaster House, 16 Central Avenue, St Andrews Business Park, Norwich, NR7 0HR Tel: 01603 706000 Fax: 01603 706001

Other Office locations can be found on our website : www.nps.co.uk

CLIENT
London Borough of Camden

PROJECT
New End Primary School

TITLE
Condition and Suitability Works
Toilet Refurbishment - GROUP ROOM A-3F-189
Third Floor Plan

SCALES	DATE	DRAWN	CHECKED
1:20 @ A1	Jan 2015	KK	MM

FILE / DRAWING NAME

PROJECT NR	DRAWING FIELDS	UNIQUE NR	REV CODE
13-1-1012	**BAS-PL-A**	**386**	**P2**