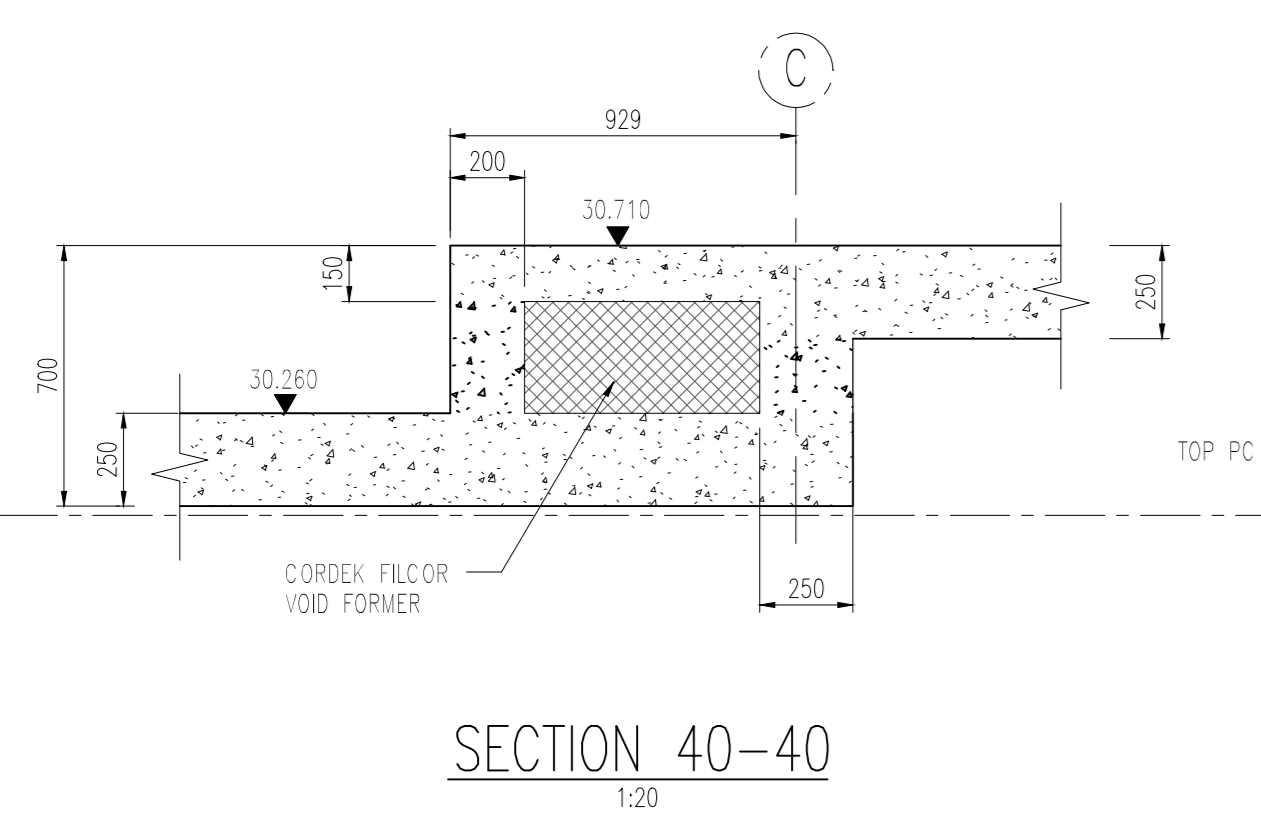
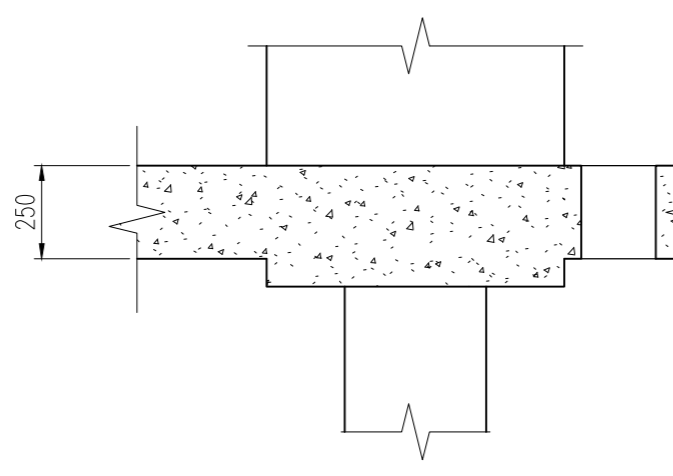


GROUND FLOOR PLAN  
1:100

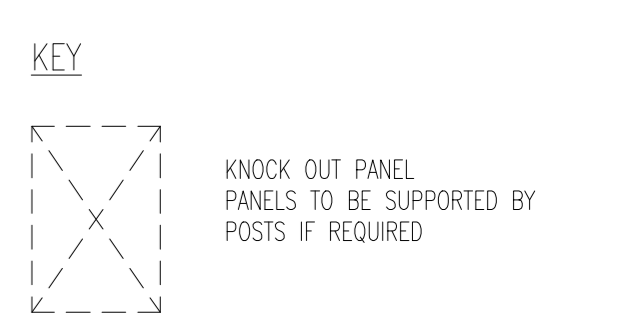


SECTION 40-40  
1:20



SECTION 41-41  
1:20

- Notes**
1. ALL DIMENSIONS ARE IN MILLIMETRES AND LEVELS IN METRES.
  2. THIS DRAWING TO BE READ IN CONJUNCTION WITH RELEVANT ARCHITECT'S AND ENGINEER'S DRAWINGS AND SPECIFICATIONS.
  3. THIS DRAWING HAS BEEN PRODUCED ELECTRONICALLY AND MAY HAVE BEEN PHOTO REDUCED OR ENLARGED WHEN COPIED. HENCE, DO NOT RELY ON ANY SCALES QUOTED. WORK ONLY TO FIGURED DIMENSIONS (DO NOT SCALE). ALL DIMENSIONS TO BE CHECKED ON SITE. ANY ERRORS OR OMISSIONS TO BE REPORTED TO THE ENGINEER IMMEDIATELY.
  4. C/S DENOTES COLUMN STOPS



**MASONRY SUPPORTS**

ANCHOR CHANNELS TO BE PROVIDED AT THIS LEVEL WHERE REQUIRED TO SUPPORT A WINDOW LOAD OF 8.5kN/m U.N.C. FOR LOCATIONS AND DETAILS REFER TO ANCON DRAWINGS.

**C.D.M.**

SIGNIFICANT RISKS AND HAZARDS:

KEY DESIGN DECISIONS TO REDUCE OR ELIMINATE HAZARDS:

**Drawing Approval**

Date received:-  
Date reviewed:-  
Reviewed by:-

**Status**

**A** No comments - proceed to construction issue.  
**B** Proceed to construction issue - subject to issue.  
**C** Please amend and re-issue.

C2	05.02.15	JH	STAR CORE LANDING LEVELS ADDED. CAST IN CHANNEL POSITIONS ADDED. COLUMNS & PILE CAPS REPOSITIONED ADJACENT GRID LINE 1
C1	24.12.14	JH	CONSTRUCTION ISSUE
P1	06.11.14	CJM	SERVICE HOLES & SERVICE HOLE SCHEDULE ADDED. MASONRY SUPPORT NOTE ADDED
WP	29.09.14	CJM	WORK IN PROGRESS
R1	08.08.14	RM	COLUMNS REVISED & MOVED TO SUIT LATEST ARCHITECTS DRAWINGS. ISSUED FOR STAGE 1
R2	14.07.14	RM	ARCHITECTS SUP'S SHOWN. ALL AS CLOUDED
R3	04.07.14	AJH	COLUMNS OMITTED, MOVED AND ADDED
R4	03.07.14	AJH	SECTION MARKS & LIFT ADDED. COLUMNS REVISED. TENDER ISSUE
R5	16.06.14	AJH	GRIDS REVISED - STAGE D - TENDER ISSUE
R6	02.06.14	AJH	TENDER ISSUE
R7	30.05.14	AJH	SCHEME UPDATED
R8	06.12.13	AJH	FIRST ISSUE

Rev: Date: By: Details Of Revision

**BARRATT LONDON**

Project  
**79 CAMDEN ROAD**

Title  
**GROUND FLOOR PLAN**

**Walsh Associates**  
Consulting Civil & Structural Engineers  
32 Ladbroke Street, London, W8 1JX  
Tel: +44 (0)20 7088 8800  
Fax: +44 (0)20 7088 8801  
E-mail: london@walshgroup.com

**CONSTRUCTION**

Drawn: AJH AD Scales: 1:100  
Date: 03/12/13 Eng: TF Chk: Appr:

File Ref:

Drawing No. **3684-101** Rev. **C2**

**COLUMN SCHEDULE**

COLUMN	SIZE
C01	200x950 R.C.
C02	200x800 R.C.
C03	200x650 R.C.
C04	200x600 R.C.
C05	300x500 R.C.
C06	200x500 R.C.
C07	150x150x5.0 SHS
C08	380x380 R.C.
C09	300 DIA
C10	200x500 R.C.
C11	300x600 R.C.
C12	200x450 R.C.

**SERVICE HOLE SCHEDULE**

Hole Ref	Size
S01	200 x 200
S02	300 x 300
S03	400 x 200
S04	600 x 200
S05	500 x 200
S06	600 x 545
S07	600 x 600
S08	675 x 750
S09	1200 x 675
S10	.....
S11	2540 x 200

**WALL SCHEDULE**

WALL	SIZE
W01	150 R.C. UPSTAND
W02	225 R.C. WALL
W03	200 R.C. WALL
W04	200 THK. R.C. UPSTAND

**BEAM SCHEDULE**

Type	Mark	Type
B01	200	200 x 650 R.C.
B02	250	250 x 660 R.C.
B03	1000	1000 x 650 R.C.
B04	200	200 x 550 R.C.

**DROPHEAD SCHEDULE**

DH01	200 DEEP DROPHEAD
DH02	450 DEEP DROPHEAD
DH03	400 DEEP DROPHEAD